



# Orange Bytes

Award Winning Newsmagazine of the North Orange County Computer Club

Vol 28 • No 4

APRIL 2003

\$4.00

## NOCCC MEETINGS - April 6

9:30 a.m. *Irvine Hall*  
**NEW TECHNOLOGIES**

*Herbert Wong Jr*

**Hard Disk Drive Technology**

*See Page 4 for details*

1:00 p.m. *Irvine Hall*  
**MAIN MEETING**

*Johan Lai - OC Sheriffs Department*

**Computer Crime**

*See Page 4 for details*

**8:30 a.m.**

**Visual Programming I** ..... *Science 109*  
Visual Basic and Visual Basic Script for Beginners

**9:00 a.m.**

**Autocad** ..... *Wilkinson 111*  
**Linux for Desktop Users** ..... *Wilkinson 210*  
**Visual Programming II** ..... *Science 109*  
Visual C++ and Visual J++ for Beginners  
**Windows** ..... *Science 111*  
Windows Tips, Tricks, Q&A

**9:30 a.m.**

**NEW TECHNOLOGIES** ..... *Irvine Hall*  
*See box above*  
**Computer Aided Investing** ..... *Wilkinson 221*  
Member Investment Strategies, Techniques and Software  
**Hardware Essentials** ..... *Irvine Hall*  
Hard Disk Drive Technology.....  
**Intermediate Linux** ..... *Wilkinson 210*  
Linux for administrators or programmers  
**Palms O/S PDA's** ..... *Science 203*

**10:00 a.m.**

**Linux for Server Administrators** ..... *Wilkinson 210*  
**Vendors** ..... *Science 127*  
**Visual Programming III** ..... *Science 109*  
Intermediate and Advanced Visual Basic

**11:15 a.m.**

**Computer Security** ..... *Science 203*  
the host file and sanitizing a disk.  
**Linux Programming Concepts** ..... *Wilkinson 210*  
**Macintosh** ..... *Wilkinson 221*  
**Office Suites** ..... *Science 111*  
**PC Q & A** ..... *Irvine Hall*  
Jim Sanders • Most questions answered, some problems solved, assorted demos done  
**Understanding Operating Systems** ..... *Wilkinson 111*  
Get Help with DOS, Windows 3.1, Windows 9x, OS/2, etc.  
**Visual Programming IV** ..... *Science 109*  
Office program development using VB

**12:00 Noon**

**PIG SIG** ..... *Argyros Hall Cafeteria*  
A lunch get together and talk. See SIG Reports

**1:00 p.m. Main Meeting, Irvine Hall**

*See box above*

**2:30 p.m.**

**Gaming PC & Mac** ..... *Wilkinson 221*  
Mac/PC gaming SIG newly forming. Bring your friends! :-)  
**Genealogy** ..... *Irvine Hall*  
Discover your family history with modern tools  
**Hardware Essentials** ..... *Science 109*  
Hard Disk Drive Technology  
**OS/2 News and Installation** ..... *Science 203*

**NOCCC web site:**  
<http://www.noccc.org>

**Future Meetings**  
May 4, June 1, July 6, Aug. 10, Sept. 7.

# Table of Contents

<b>President's Message</b> .....	3	<b>Product Reviews</b> .....	12	Products Available for Review .....	20
<b>Membership Benefits</b> .....	3	2, Easy CD Creator-5 reviews .....	12	Preparing a Review Article .....	20
<b>Board Meeting Minutes</b> .....	4	QuickKeys for Windows .....	13	<b>Meeting Reports</b> .....	22
Upcoming Presentations .....	4	After Shot Photo from Jasc .....	14	March 2 General Meeting .....	22
NOCCC Officers .....	5	Photo Objects 50,000 Volume II .....	15	Computer Aided Investing SIG .....	22
Consignment Table .....	5	Pinnacle Instant Copy .....	15	MAC SIG .....	23
<b>Computer Talk</b> .....	6	<b>February Meeting Photos</b> .....	16	Computer Security SIG .....	23
Ask not what you can do .....	6	The Print Shop Deluxe 15 .....	18	AutoCad SIG .....	24
Computer mergers and support .....	7	Canvas 8 .....	19	Palm O/S's SIG .....	25
InternetNutHouse .....	8	Advance CATalogue 2.3 .....	27	PC Q&A SIG .....	26
Windows No .....	8	Norton System Works 2003 .....	19	Pig SIG .....	3
From the Deals Guy .....	10	<b>Reviews Editor's Corner</b> .....	20	SIG List .....	28
Motherboard problems .....	11			<b>NOCCC Help Line</b> .....	29
				Are You an NOCCC Member? .....	32



## ORANGE BYTES STAFF

### Publication Chairman

Jim Sanders • 714-636-5523 ..... jsanders@ligasmicro.com

**Editor** - Oversees, edits, and makes final selections of the articles to be included in the Bytes.

Jim Sanders ..... editor@noccc.org

**Associate Editor/Production** - Lays out and formats in PageMaker the articles received from the editor, prints, and submits camera-ready copy of the Bytes to the printer.

Jim Sanders • 714-636-5523 ..... jsanders@ligasmicro.com

### Contributing Editor

Timothy B. Everingham ..... teveringham@earthlink.net

**Editor/Reviews** • Communicates with the vendors and the members who evaluate products and write the reviews. Rides herd on members to make sure deadlines are met. Also makes sure that a copy of the Bytes gets back to the vendor with the review that was done.

Ted Littman • (714) 779-1936 ..... tedlit@adelphia.net

**Copy Editor** • Does final proofing of Bytes for typos and misspellings. Ted Littman

**Circulation** — Oversees the mailing and distribution.  
VOLUNTEER NEEDED!!!!

**Commercial Swap Meets** • Distributes Orange Bytes and NOCCC material at swap meets.  
VOLUNTEER NEEDED!!!!

**Commercial Advertising** • Obtains ads from both national and local vendors for the Bytes; the success of this helps our club finances.

VOLUNTEER NEEDED for local ads!!!!

D J Jennings, National Ads ..... dj97@hal-pc.org

**Classified Advertising** • Obtains members' computer-related non-commercial ads.

Jim Sanders • 636-5523 ..... jsanders@ligasmicro.com

**Help Line** • Maintains the volunteer list, and the software and hardware subjects for which they are willing to answer questions.

Ted Williams • 639-1009 ..... TedWilliams@alum.mit.edu

### HELP WANTED

#### User Group Web Page Reporter

To check other User Group's web pages for articles that could be reprinted in the *Orange Bytes*



## President's Message

As I mentioned last month, our annual elections are in June. George Margolin is heading up our nominating committee.

If you are interested in serving on the board next year, please contact him or me. Please remember to wear your badge at the meeting. If you don't have one with the orange logo on it, please drop by the membership desk and pick one up.

Have you checked out our BBS forum lately? It's on the website at <http://www.noccc.org/members/forum/>. Also, as a reminder Chapman University does not want food and drinks in the classrooms, so please finish your food before entering the classrooms



Alan Pearlman  
[pearlmanA@aol.com](mailto:pearlmanA@aol.com)

North Orange County Computer Club  
Members Offer (40% Discount)

Valid Until: April 30, 2003

PicoZip - Single User License

Product Code: 3742LP10001SC

Delivery: Registration Code Emailed In 1 Business Day

Price: US\$14.95 (Usual price is US\$24.95)

<http://www.picozip.com/coupon/coupon.php?couponid=PZSPUG107>



## LIGAS Microsystems


Custom Systems - Consulting - Service

Cable and DSL services configured  
Routers installed, sick computers healed

[jsanders@ligasmicro.com](mailto:jsanders@ligasmicro.com)

714-636-5523

NOCCC member, Jim Sanders



## Pig SIG Open To ALL

Meet us in the Cafeteria in Argyros Hall around 11:30 am (until about 1pm). If you're hungry, there is a buffet lunch and snack bars open.

There are several sets of tables where NOCCC people gather, eat and chat. Just look for the badges, grab a chair, and join in! This is an informal group, so many different subjects are discussed. It's a great opportunity to mix, mingle and network. See ya there!

## Membership Benefits

As a valued member, you receive discounts and offers, as part of the entire benefit of belonging. (Caveat - we are unable to endorse these companies and products but make these offers as a service to our members). If you have suggestions for items for this column, e-mail them to **Cathy Grammer-Margolin** at: [cgmargolin@pobox.com](mailto:cgmargolin@pobox.com).

**Orange Bytes on PDF earlier in the month!** Members ONLY - Watch your e-mail every month for the Password to get the award-winning Orange Bytes much earlier in the month via PDF file on the [www.noccc.org](http://www.noccc.org) website. Make certain you let us know any e-mail changes ([membership@noccc.org](mailto:membership@noccc.org)) so you can get the jump on all the great reviews and articles

**NaturePainter Digital Canvas version 1.1**, NOCCC members are offered a special discounted price of \$24.95 (current price is \$39.95, regular price is \$49.95) for the download version. This is a realistic painting program that makes it easy to learn how to paint with oils and acrylics before spending a bundle on supplies. You can take advantage of this pricing by going to:

[http://www.naturepainter.net/products\\_secret.aspx](http://www.naturepainter.net/products_secret.aspx)

**New Fast Defragmentation Program - VOPT XP**—VOPT XP is now out and will work with Win 95, 98, ME, 2000, and XP. By Golden Bow software ([www.goldenbow.com](http://www.goldenbow.com)). Download a free 30-day trial to see how fast it will defrag your hard drive. Mention "Margolin" to get the user group discount of \$30 or \$10 off the \$40 price.

### PowerQuest- New Partition Magic 8

- PartitionMagic v8 (List \$69.95) \$35.00
- Drive Image v5 (List \$69.95) Full System Backup Utility including DataKeeper \$35.00

<http://www.ugr.com/order/> with group code

UGNOVNOCCE. Phone 801-796-7370

**Redmond Technology Press**—20% discount to User Groups. To receive the discount, user group members need only to order directly from the Redmond Technology Press web site at [www.redtechpress.com](http://www.redtechpress.com) and identify themselves as a user group member when they give their name (for example, John Doe, NOCCC member).

**NewRiders Book Discounts**—Please visit [www.newriders.com](http://www.newriders.com) and check out their Promotions section. You can see examples there of some of the UG discounts we have set up for our partners.

**Microsoft Press Savings**—Save 20% off Microsoft Press books. Visit <http://www.microsoft.com/mindshare/offers/mspress/> and use the code: MCPC, to get your 20% discount. Call 1-800-MS-PRESS to order.

**O'Reilly Books** at 20% off. Include code: DSUG. Order via phone: 1-800-998-9938, email: [order@oreilly.com](mailto:order@oreilly.com) or online at [www.oreilly.com](http://www.oreilly.com)

**AOL, Earthlink and Compuserve**—If you are a member of AARP, you can get up to 10-20% off each month. Visit AARP at <http://www.aarp.org/benefits-computers/>

# March Board Meeting Minutes



The minutes of the board meeting are in the printed version of the Orange Bytes which is mailed to members.

---

## April 6th Meeting Preview

### **MAIN MEETING 1:00 Irvine Hall**

Johan Lai will be discussing computer crime. He is a Member of High Technology Crime Investigators Association (HTCIA)

Member of High Technology Crime Consortium (HTCC)  
Orange County Sheriff's Dept, Reserve Deputy Sheriff  
High Tech Crime Unit, a Web Master, and a commercial computer systems, System Administrator. Currently employed by LSI Logic Corporation.

He received his B.S Computer Engineering and Computer Science (CECS) from CALIFORNIA STATE UNIVERSITY, LONG BEACH, and is currently working on his MBA.

### **NEW TECHNOLOGY 9:30 Irvine Hall**

Herbert Wong Jr. will discuss Hard Disk Drive Technology. Learn how the drives work, where the technology that is used to build them is at, the different interfaces that are used to communicate with them.

**SPECIAL ONE DAY SIG - SEE PAGE 28**

# Consignment Table

1. The consignment table is for members only. Only current members can place items for sale, but non-members are welcome to purchase items from the table. This is a great place to get some money for your surplus computer items, and help your Club at the same time.

2. The consignment table operates on a 90/10% basis — with the owner getting 90%, and the Club treasury 10%.


3. Fill out a tag on each item! It must contain: Seller's Name, NOCCC Membership Number, Item name, a short description and selling price.

4. Also, fill out the USER LIST with Name, Address, Phone Number. and a complete list of items and their selling prices.

5. All items and/or money may be picked up by the owner at any time, but MUST be picked up no later than 2 PM on day of sale.

6. Any items and/or money not picked up by 2 PM, will become the property of NOCCC and will be subject to disposal at the Club's discretion.

7. NOCCC is NOT RESPONSIBLE in any way for items bought and/or sold at the Consignment Table. Each item is placed and sold on an AS-IS BASIS.



# NOCCC Officers

## President

Alan Pearlman ..... 714-828-5242 ..... pearlmana@aol.com

## Vice President

James C. Smith ..... 714-751-2922 ..... jamescsmith@bigfoot.com

## Secretary

John Johnson ..... 714-991-3314 ..... jrosjohnson@juno.com

## Treasurer

Elise Edgell ..... 714-544-3589 ..... eliseme@aol.com

## Directors

Ted Littman ..... 714-779-1936 ..... tedlit@adelphia.net

Cathy Grammer-Margolin . 949-645-5950 ..... inventor00@pobox.com

George Margolin ..... 949-645-5950 ..... inventor@pobox.com

Else Olovsson ..... 714-832-3155 ..... eolovsson@msn.com

Gerry Resch ..... 714-772-6667 ..... gresch@hotmail.com

Jim Sanders ..... 714-636-5523 ..... jsanders@ligasmicro.com

Herb Wong ..... 714-968-7264 ... ocug@singularitytechnology.com

## Past President

Terry Warren ..... 714-633-5467 twarren@alumni.caltech.edu

## Editor

Jim Sanders ..... editor@noccc.org

## Webmaster

Jim Peugh ..... 909-948-5150 ..... Webmaster@citivu.com

## Volunteers, Committees, and Projects

### Business Solicitations/Lecture Series

George Margolin ..... 949-645-5950 ..... inventor@pobox.com

### Consignment Table

Cathy Shimozone ..... 562-437-1463 ..... shimca@charter.net

### Classified Advertising (non-commercial, members only)

Jim Sanders ..... 714-636-5523 ..... jsanders@ligasmicro.com

### Commercial Advertising

D J Jennings ..... dj97@hal-pc.org

### Help Line

Ted Williams ..... 714-639-1009 TedWilliams@alum.MIT.edu

### Membership Database

Elise Edgell ..... 714-544-3589 ..... eliseme@aol.com

### Membership Chairman

James C. Smith ..... 714-751-2932 ... jamescsmith@bigfoot.com

### Programs

George Margolin ..... 949-645-5950 ..... inventor@pobox.com

### SIG Coordinator

Herbert Wong, Jr. .... 714-968-7264

OCUG@SingularityTechnology.com

### Public Relations

Open

### University Liaison

Terry Warren ..... 714-633-5467 twarren@alumni.caltech.edu

## ASK NOT WHAT YOU CAN DO FOR YOUR COMPUTER BUT WHAT YOUR COMPUTER CAN DO FOR YOU

by *Elise M. Edgell, NOCCC*

For many years I have been looking for hardware and software which I could buy for my computer to make it faster, smarter, have more colors, give it more memory, and be able to run more printers, scanners, modems, and various other gadgets. It always seemed that I never had the funds to purchase what I really needed to be able to edit photographs, print high quality photos, have a computer fast enough to run the software to do all the marvelous things available.

Now it seems that computers have evolved to the point where the necessary CPU speed, sound, video, RAM memory, monitor, broadband connection to the Internet, and printers are powerful enough and inexpensive enough to enable people to do all the wonderful things that were previously out of reach. The use of the Internet and digital photography are two very popular uses of the home computer.

But what else can we let the computer do for us? It is obvious in our club that we have an aging membership. It is time to let the computer start assisting us in the things we do. There are some features built into Windows that can make life easier. It is possible to enlarge the size of the type on the monitor. The speed that the mouse moves can be changed to compensate for a hand that is not as steady as it once was. The color scheme in Windows is changeable. There are many choices as to what appeals to you or as to what makes it easier for you to read the text on the screen. Also, many programs let you change the color scheme to make it easier for you to read the screen.

Have you ever thought about having the computer read to you? There are programs that are able to read any text file. This means that any text which you can copy into Windows Clipboard can be read to you. It can read your e-mail, help files, documents, books, web pages, etc. One such program is iSpeak by Fonix. It also has a place where you can enter your own text and the program will say each letter as you type it and each word as it is completed. Then the text can easily be copied and pasted into your favorite word processing program or e-mail program. The thing which I found very interesting is that when I did some searching on the Web for information about the program there was a whole list of things which it can do for you, none of which indicated that it would be very helpful for anyone with impaired vision.

There is a program called ZoomText by AiSquared which is aimed at the vision impaired market and has an add-on which will read the text out loud, but it is a much more expensive program.

Do you have a problem with carpal tunnel syndrome or are the joints just not working as well as they once did? Are you not a touch typist and have trouble seeing the keyboard? Programs such as Via Voice by IBM and Dragon Naturally Speaking allow you to write text by dictation and even control the functions of the computer with voice commands. In the past these programs weren't very efficient because they take a very powerful computer to work properly. I think the current computers are approaching the necessary compute power.

Many programs can also be use on a PDA such as a Palm or a Pocket PC. Such devices can be very useful because they are easy to take with you when you leave your computer. A PDA can remember megabytes of names, addresses and phone numbers that you are having trouble remembering (Senior moments?). They can be easily programmed to remind you of appointments (time to take pills?), lists of things to do, directions on where to go, etc. About the only requirement is that a person has the ability to read.

E-mail is getting very popular with Seniors but how many people are using the Internet to order groceries? Shopping can be a major problem if you can no longer drive. Public transportation leaves a lot to be desired. Being able to place an order from your computer and have it delivered is more than a convenience for many people. Also, many pharmacies allow you to order refills of prescriptions on their Web sites. There are many other sites which will mail your prescriptions to you. Using a search program such as Google is also a good way to get information about any medication that you are taking (and about anything else that interests you). You can do all of your shopping using the Internet. Not being able to walk around a shopping mall is no longer a bar to the Shop Till You Drop syndrome.

There are other devices which can be used in the home in conjunction with a computer or in a stand-alone capacity which can make life much easier. When it is difficult to get around, it is handy to have a remote control device to turn lights on and off, control a fan, room air conditioner, or any other small appliance. Having a remote video camera in position to show who is at the door is also very handy. There are also devices which can be worn on a cord around the neck so in case of an emergency help can be summoned at the press of a button. Telephones for the hearing impaired are available for free in California (with the proper documentation).

The many helpful uses of a computer are not restricted to the elderly. People of all ages may have a disability. And, you don't have to have a disability to let your computer make life easier and more fun.

I would really like to hear from anyone who is using or knows of interesting programs or devices which can



be used to improve the quality of life for so many of us. Please e-mail me with any suggestions or ideas at [EliseME@aol.com](mailto:EliseME@aol.com). ■

## Merger, Merger On The Wall Can I Get Any Computer Support At All?

By *Timothy Everingham NOCCC*  
[teveringham@acm.org](mailto:teveringham@acm.org)

Recently I had a computer user group leader ask me for help in contacting a well-known publisher of computer software. She was getting bounces from the email she sent to her contact there. In the process of helping her I found out this US company had been sold to a European company six months earlier and then the European company had a stockholders meeting that week to determine whether they should accept an offer to sell their company. This may be just a wild goose chase if you are trying to contact the correct person for information who has changed because of a merger. However, it becomes more of a problem when your goose of a computer has gone wild and needs support for its hardware or software, which maybe still under warranty. You also get into the entire issues of where can you find patches or upgrades of your software or drivers under such circumstances. What do you do?

If the sale of the product or the company who makes it is recent, you will usually get either a notification of what is going on with support and upgrades either on the original company's website or a link to the information on the original company's website. If you have registered the product you might get an email soon after the sale indicating what the new plans for the product are. Sometimes when a product is bought by a company with a competing product there is a time window soon after the product is bought or a new version of the competing product comes out for a special offer to upgrade to the competing product (take the features of your product, put them into the competing product, and discontinue development on your product route), which they will also probably send an email out about. If you miss the window you may not have any cheap upgrade path. Of course if you change your email address since registering the product you will not get the email notification either. This is one reason why it is wise to check the websites of all computer products you use every once in a while.

If the sale of the product or company who makes it is not recent, you can have greater problems. A link from the old company's site to your product's home and/or the old company's website may no longer exist. If the link is not there, but the website is, go to the section that is about the inner details of the company. From there will be a reference to press room or press releases. Go through the press releases to see if there is one about the sale of your product or division that

makes the product. If that fails, go to the company's history section to search for the same thing. Emailing the company may not work because they no longer have a sales incentive to respond. Also, there is the problem of multiple sales of a product or company. I know of products that have been sold at least 4 times in less than 2 years. That is where resources outside the companies involved can be useful. First if it is software I would go to Version Tracker ([www.versiontracker.com](http://www.versiontracker.com)) to see if they have any information on your product. Then a search engine such as Google ([www.google.com](http://www.google.com)) can potentially solve your problem. Just type in the name of your product and you may get back the company where it now is or articles that inform you where it is. Third party websites that cover your product, type of product, or the field that the product supports may also have this information. One of the interesting things that can happen is a company may abandon your product or the company going under without handing the product off to another company. So called "Abandonware" sometimes is still supported by a loyal group of users, which a search engine should reveal. Also, if you are a member of a user group or professional organization that contains people who use or are interested in your product, some of the people there may know what has happened.

When it comes to warranty issues this can really be fun. Depending on how the sale was done may determine how much responsibility for warranty service the new company has. This is especially true if soon after or during the sale of the company or product the company went through bankruptcy. The warranty support may come from the original company, the new company, or a third company that warranty support was shoved off to. Look at the websites of the original company, the new company, and possibly the bankruptcy court to find out how and where to proceed. Search engines may help too.

Of course there is always the preventative course of action. Find out about the companies you are looking at buying products from. Are they in economically good shape so they are not forced to sell some of the products or themselves? Are they neither a takeover target or looking to sell their company? Is the product you are considering part a market that the company has some expertise in and committed



**Your Business Card  
would look good here!!**

*For information about  
advertising in the Bytes, contact:*

**[editor@noccc.org](mailto:editor@noccc.org)**

to? If the answers are yes, this increases your chances for continued support and upgrades. If you need supplies to continue to run the product this is especially important. Many years ago I bought a color printer produced by a major manufacturer who had been manufacturing printers for the industrial market and printer parts for other manufacturers in the business and consumer markets, but now had entered the business and consumer printer markets. The printer and supplies were sold at some of the major computer and business supply stores. After a few years this manufacturer decided to withdraw from the business and consumer markets. Even though the line of printers I had bought one of was no longer manufactured, for a few years I was still able to buy ink cartridges at one of the major computer stores that sold the printers. However, now I can only get the cartridges via mail order from an out of state source. That means, for logistics reasons, I expect to have to get a new color printer sometime this year. At the same time, my Hewlett Packard laser printer, that I've had for about 8 years, I have no problems with getting supplies.

So keep up to date on who manufactures the computer products you use. If you have support problems because of the sale of a company or product, there are procedures to get answers via the web fairly quickly. User groups and professional organizations are also a source of potential knowledge. Doing some research on the company you are thinking of buying products from can possibly reduce problems later. You may have to track down your source of support or upgrades, but it may be easier than you think.

Timothy Everingham is CEO of Timothy Everingham Consulting in Azusa, California. Further information can be found at <http://home.earthlink.net/~teveringham>. ■

## InternetNutHouse

By Cathy Grammer-Margolin

Book, Books, and more Books..

Especially if you are into technology, computers or just a good read, there are many ways to purchase books at a bargain. Looking for that book you heard about 10 years ago but forgot to buy, try the Internet!

There are tons of book stores including new and used books on the Internet, which could be frustrating since there are so many. There are two book search engines (called meta-search engines) that search other book sites (called meta-search engines). Both search new or used books. I was able to purchase a Microsoft .Net book (new book within the last 8 months) for \$13 (normally sells for \$50) using Addall.com.

My favorite Book meta search sites are: AddAll.com and BookFinder.com.

Both search 20-30 different websites such as Amazon, Barnes and Noble, etc. to find you the lowest price.

Some of my students also like [bestbookbuys.com](http://bestbookbuys.com) but they do not have the depth of the other sites.

And if you need the book very soon, try your favorite bookstore- many such as Borders offer senior discounts one day a week, others such as Bookstar have discount programs. It does not hurt to ask if your bookstore has any bargains. Good Reading! ■

## Windows No – The Next Big Thing From Microsoft?



by Jorge Lopez, MCSE

August 27, 2002

In a surprise last-minute move that took many in the industry from behind, Microsoft announced on Tuesday that it will be releasing the upcoming consumer version of its Windows XP operating system—previously known as Windows XP Media Center Personal Edition Professional Plus—under the greatly simplified and easier to market moniker “Windows No”. Microsoft claims the change was strictly for marketing purposes and was not in response to media criticism that the original name was too stodgy and cumbersome for a consumer product.

Also on Tuesday, Microsoft released a “Gold” edition of Windows No to members of the Microsoft Developers Network, so that they may get a head-start on creating the killer applications MS hopes will drive widespread adoption of the new OS.

I have been a beta tester of the new OS for three months, and I can tell you without exaggeration that this release is going to be huge. The new features and tighter integration found in Windows No are nothing short of spectacular. This OS is amazing; a definite must-have for all MCSEs.

Let's start with the name. “Windows No.” It rolls off the tongue a lot easier than “WinXP MC PEPP”, as we were calling it before. It's a simple, elegant, intuitive name... much like the OS itself. I wasn't exactly pleased with the original name, so I am thrilled they decided to change it to something snappier and more descriptive of the operating system's positioning as the home PC successor to the “Windows Me” operating system. Whereas Windows Me was all about making the user comfortable with the computing experience, Windows No will be focused less on individuality and much more squarely on digital copyright protection and limiting what a user can see, hear and do. Microsoft CEO Steve Ballmer elaborated on the



reason behind the change during Tuesday's press conference:

“‘Windows No’ is all about building on the previous ‘Windows Me’ brand and taking it in the direction that Microsoft wants it to go today. With built-in digital rights management, automatic updates, background reporting, detailed event logging, and tighter integration between the OS and critical components like Windows Media Player and Microsoft Office, ‘Windows No’ will enhance the user experience by protecting the rights of digital content providers and improve the trustworthiness of the Microsoft platform.”

The move was pure genius on Microsoft's part. The name “Windows Me” perhaps gave many users the mistaken impression that the computer and operating system were theirs, and that they were free to do whatever they wished with it. However, this was never the case, as Microsoft is trying to make clear with the recent name change. On your personal computer, Microsoft retains ownership of the Windows operating system, and under the terms of its new End User License Agreement, the computer hardware it runs on. You the user are just paying for the right to use it. Unless you behave according to the terms of use, you can lose that right regardless of whether or not you paid for the software. By clicking “Accept” when you turn on the computer for the first time, you agree to be legally bound by the terms of the license agreement and the acceptable use policy, both of which may change at any time without notice. This is exactly the way it should be. A computer isn't some tool you buy to own like a toaster or a hammer that you can do whatever you please with. A computer is a tool that owns you. Microsoft, after being lax for far too long on the subject of digital rights protection, is finally using its EULA to tighten the leash around consumers' necks. Not maliciously, of course, but more like the gentle correction of the choke chain we use on our dogs.

With the new Windows No, we are also seeing Microsoft begin to transition itself from a software company to a service company. When users install No for the first time, they will be greeted with an urgent request to sign up for Microsoft Passport, which will protect a user's credit and bank card numbers by storing them on a secure Microsoft server. If the user dismisses the request by closing the box, Windows No will assume the user didn't see the message and will helpfully display the message again every time he or she logs on. I've tried Passport and it's an excellent service. You just enter all of your credit card numbers and account information, and once it is verified to be accurate, the message will go away. Not only does this definitively tie a user's identity to an individual

## Share Your Expertise

We wish that all of the articles in the *Orange Bytes* were written by NOCCC members! Why don't you share some of your expertise with the rest of us by writing an article for our Computer Talk section?

machine so a profile can be built based on web visits, purchases, and communications, it also guarantees the safety of your personal information as you now have all of your critical numbers in one place—a password-protected IIS server in Redmond—instead of scattered haphazardly around your home. The special bonus is that Microsoft only charges \$2.99 a month for the service of storing this information; most of us spend fifty times that on coffee in a month so it's not really fair for anyone to complain.

Another benefit is that whenever Microsoft's EULA changes or the Windows license expires, it can be renewed automatically by deducting credits from your passport account, which you'll greatly prefer to Microsoft bothering you with legal notices or raiding your home

( <http://www.divisiontwo.com/articles/newsburst3.htm> ) to perform a software audit.

Windows No is a departure from previous operating systems that used Internet Explorer as the desktop shell. The shell of No consists of Windows Media Player 9, which will make it easier for Microsoft to push adoption of its secure Windows Media Player (.wma) audio format over the less secure, lower-quality mp3 format. This is going to be a welcome change to many longtime Microsoft System Administrators such as myself, as it will make it easier to protect our office networks from mp3 infections. It's high time the industry as a whole moved away from the stone-age mp3 technology into something more robust with features that content providers will enjoy. A song recorded in mp3 format has many limitations; it can't expire, it can't prevent itself from being copied from device to device indefinitely, it can't even execute scripts! The WMP format addresses all of these issues with copy protection, required expiration dates, and a powerful runtime environment that can execute both web and shell scripts on play. Since an mp3 can't incorporate any of these secure technologies because the format is too primitive, as far as I'm concerned it is a virus and should be treated such—which is why I'm glad the new MS Antivirus technology built into No will detect and delete mp3s within seconds of them appearing on the computer's hard drive. It's like having a little cop right inside your computer.

A new requirement for the use of Windows No is an Internet connection. This is a further departure from previous MS operating systems, as prior to this an Internet connection was always optional. However, for Windows No to function properly, it must have the ability to “call home” often for important security patches and rights management updates. Windows No needs to check at least three times a day with Microsoft to verify that the license is intact and the user hasn't modified the computer's hardware in any way. If it cannot accomplish this task, the operating system will disable itself, preventing the user access to his or her files until Microsoft is provided a full and acceptable explanation via their Activation Hotline. The OS also uses the Internet connection to synchronize the system clock, which helps law enforcement



pinpoint exactly when an illegal or infringing activity occurred on your machine.

When an operating system can detect unauthorized content, remove it from your system, inform law enforcement officials, and automatically levy a fine against your credit or checking account, all while you wash the dishes in the other room, that's one degree of separation. That's life with the new Windows. The operating system is still about a month away from being released to the public, but when it is, I have no doubt that Microsoft will have another big winner on its hands. In a time when many technology companies are having a very hard time bringing in any sort of money at all, Microsoft continues to amaze the industry with new and innovative ways to extract even more.

Jorge Lopez is a DeVry graduate with an MCSE certification and is currently working as a Windows LAN Administrator.

Reprinted with permission from [www.divisiontwo.com](http://www.divisiontwo.com)

Editors Note: Windows NO is an imaginary product. The article is satire. If you want to see how close to reality the satire is, read the EULA.TXT file on the WinXP CD-ROM. ■

## From the DealsGuy

by Bob Click, Greater Orlando Computer User Group

I enjoy all the feedback from my personal comments in the column. When I wrote about my experience with spyware on a friend's computer, I was surprised at how many people e-mailed to say how many spies they found on their own machine when they installed Ad-Aware, and many had over a hundred. Some even asked me where to get Ad-Aware and I thought that was pretty common knowledge. People must not be paying enough attention because I read about Adaware in many newsletters.

Last month's item about who are the doctors and who are not brought some interesting e-mail from people who found they were in the same situation, and didn't know it. They agreed with me. I only had one person who took the doctor's side (a PA who says he is honest with his patients). The doctor I see now does not have any PAs in his office.

**Heard about Turbo Tax lately?** It looks like Intuit has taken lessons from Microsoft with their "product activation" scheme, but Intuit uses a third party software called SafeCast (by Macrovision) to keep track of the computer it is installed on, although it continuously works in the background. It sounds like there have been problems, but their tech support doesn't have much patience. I read about a guy who had hard drive problems. He replaced his HD and that one also became defective. He really got an attitude from their tech support. If you want to know more, go to:

[ <http://www.extremetech.com> ] and you'll see lots of information about it if you do a search. The article I read was

"TurboTax, So What Should I Do Now?" It also had a list of other products that use the same product activation scheme.

I have not installed any Microsoft products with the "product activation" scheme, and I have no intention of using them. I've read about others who are taking the same position. I have never used Turbo Tax and likely would have used Tax Act anyway. You certainly can't beat the price of Tax Act though, and it won't be reporting on you. In my case AARP volunteers did my tax return free.

A few months ago, I wrote about "Drive Rescue," but by the time the column was published, that freeware product was pulled. I believe a new, that you pay for, replaces it now. However, Ken Marple told me he found his original download and will send it to me. If anybody still wants it, let me know. Also, a friend says right now it is also available at [[http://www.absolutefreesoftware.co.uk/freeware\\_general\\_utilities.htm](http://www.absolutefreesoftware.co.uk/freeware_general_utilities.htm)]. He says the author states it has bugs, so beware. Ken Marple said he accidentally found his HD problem when he took off a virus detection software, and the problem disappeared. He had been running two AVs.

\*There's not much in deals this month because I'm in the middle of company time, meaning lots of company visiting. Vendors didn't respond and I didn't have time (or ambition) to do any follow-up. The LensPen item is good until April 30, 03. [<http://www.lenspen.com>] Also, the Man-Machine "Cool One" Keyboard is still good. 301-341-4900. I hope you got your machine "fixed" with [<http://www.bigfix.com>] if you were having problems. Here is what I liked this month.

### \*Zap Those Telemarketers

I read this one in The Dayton Microcomputer Association's newsletter, the DataBuss, by Jerry Wonderly. I thought you might like it. He found this on Clark Howard's Web site [<http://www.clarkhoward.com>]. "Telemarketers (and bill collectors) often use Predictive Dialers to dial outgoing calls. These are computers that keep dialing phone numbers on a list until they reach a live person. The Predictive Dialer then transfers that call to the first live operator. That's why you sometimes hear silence for a while before someone gets on the line when you answer the phone. Some of them are bold enough to play a little recording asking you to "Please hold on for an important call!" Yea, Right! Telemarketers and bill collectors don't want to pay their operators for dialing and listening to busy signals and answering machines, so they have a computer do it for them. 'The Predictive Dialer is programmed to hang up if it hears a Special Information Tone. (SIT), since it knows the line is disconnected. It doesn't listen to what's said after the SIT tone since it doesn't understand words. Here's how that information helps you. If you download a file of these tones, and then record it to the beginning of your answering machine message before your real message, the automated dialer will be tricked into thinking your phone is disconnected and you'll be removed from their calling list. No more calls from them! In no time at all, you should be receiving far fewer telemarketing calls. 'You could always spend around \$40 to buy one of those

popular zapping machines, but I'll take the freebie. Readers can find this free, small (44 KB) sound file, `sit_disconnected.wav`, at [ [http:// www.telephonetribute.com/tribute/signal\\_and\\_circuit\\_conditions.htm](http://www.telephonetribute.com/tribute/signal_and_circuit_conditions.htm) ].” Thanks for tracking that down, Jerry.

**\*Backup Solutions For You Are On Sale** I haven't had room for this one and it is running out fast. In fact, I don't even understand what all it is about, so check it carefully at the Web site. [ [http:// www.centuriantech.com](http://www.centuriantech.com) ] Centurian Technology is having a winter sale that will end March 31, 2003. This product is unique for your backup and they have another product for hard drive protection. Here is a brief description of Centurian Guard: The Centurian Guard® Hard Drive Protection Device protects your system by write protecting the hard drive at the physical level, similar to the way that you write protect your floppy disks by setting the write protect tab. And this is a brief description of Drive Shield: DriveShield® is a new software based laptop/PC hard drive protection. DriveShield allows anyone who manages laptops/PC's to reset a system to its original configuration with a simple reboot. Be sure to take advantage of this deal if you need the protection. I have not used either product so I cannot speak from experience. However, when I saw it demonstrated at a show, I was impressed. Of course a presentation is designed to make you want a product. You can also call them at 800-224-7977 and they say prices start at \$58.00 a unit.

\*Everything You Wanted To Know, and

**Also Things You Never Wanted To Know** Ever wonder what your computer was really made of? There are plenty of ways to find that out, but Paul Witheridge of Sarnia Computer Users Group gave me this little program that will capture your interest. Best part of all, it can run from a floppy. Download it at [ <http://www.aida32.hu/aida-download.php> ]. Also see [ <http://www.aida32.hu/aida-features.php?bit=32> ] (left column) for a description. Then unzip it to put it to the test. In fact, I did put it on a floppy and, although it runs a bit slow, it works gathering so much information about your machine that you will be astounded. When browsing the information, it even takes you to the Web sites. Best of all, its freeware. Be prepared to spend a lot of time the first time you run it on your machine. Actually, I understood little of the information, but you might.

**That's it for this month.** Meet me here again next month if your editor permits. This column is written to make user group members aware of special offers I have found or arranged, and my comments should not be interpreted to encourage, or discourage, the purchase of products, no matter how enthused I might sound. Bob (The Cheapskate) Click [ [Bobclick@mindspring.com](mailto:Bobclick@mindspring.com) ]. Visit my Web site at [ <http://www.dealsguy.com> ] for past columns. Also, I keep adding interesting articles (taken from user group newsletters) to my “Articles of Interest” page for viewing or downloading. ■

## Mother Board Problems

by Jim Sanders NOCCC

Every once in a while you run into problems building a new system that just don't seem fair. Last month I had two new systems to build. For the first one I had purchased the ECS K7S5A Pro motherboard and a AMD Athlon XP 2000+ CPU. The customer for this system was not in a hurry and I had the system up and running, but not complete. The second order came in with an ASAP request for the motherboard update. The good deal at the time was the same motherboard with the Athlon XP 1800+ Throughbred CPU. The new Athlon series from AMD built with the 0.13 micron process instead of the older 0.18 micron process. This was appealing as the die shrink usually results in less power consumption and therefore less heat to get rid of with the heatsink/fan.

The 1800+ fired up OK and I started setting up the hard disk.. The second time I needed to reboot the system after a power down, it wouldn't power up. After wiggling all the leads, it fired up. The third time this happened, no amount of wiggling worked and I thought the old 250 watt power supply just wasn't up to the task and replaced it with a new 300W unit. I finished over-installing the Win98 SE OS and drivers, left the machine on for the rest of the day and turned it off at night. The next morning the lights came on but nobody was home. Even a 400W PS couldn't shock it back to life, so I started down my unfair troubleshooting path. I had a Athlon Thunderbird 900 Mhz CPU so I tried that in the K7S5A Pro mobo and that slower CPU worked fine. So I took the faster XP 2000+ Palimino CPU out of the other new machine and tried it with total success. I then tried the 1800+ Throughbred CPU in the mobo that had been successfully running the 2000+ CPU. Once again the lights came on, but nobody was home. At that point it was; “Bummer, the new CPU has died, I have to take it back to Fry's and get a replacement CPU.”

I finished the 2000+ system and delivered it on the way to Fry's. I had no problem getting a replacement CPU and while there picked up a FIC AT31 Fusion Extreme MicroATX mobo for a third order. When I got back to the computer room I installed the replacement 1800+ CPU in the K7S5A. Once again, lights, but no action. Odds of the second 1800+ being bad, very small. So I spent several hours on Google looking enlightenment without success. Lots of positive comments and overclocking info, but nothing on this problem. I then opened up the FIC AT31 box and immediately found an errata sheet in the manual informing me that this board will only work with Win2k or WinXP. This is the first mobo that I have seen that says it won't run Win98, and is just wonderful news since it was intended for a Win98 upgrade. But the 1800+

CONTINUED ON PAGE 28





## Two ECDC-5 Reviews

### Roxio Easy CD Creator 5 Platinum Edition

By Ted Shapin, NOCCC

Roxio, the Digital Media Company from Adaptec, is the leading U.S. manufacturer of software for creating CD's on home computers.

When you purchase a CD read-write drive, Roxio software is often included with the drive, but it is a "basic" edition, not the Platinum edition. Last year I called Roxio support with a problem I was having installing their basic edition software. I was told that they do not offer support for the basic edition and that I should ask the manufacturer that bundled their software with the drive.

I had no trouble installing and testing the Platinum edition on both a **Windows 98** system and a **Windows XP** system. When the installation program found that I had a basic version 5 program already installed, it told me it was necessary to let it uninstall that version before it could install the new version.

The skin interface looks the same on both editions. However the Basic program has many options "grayed out." The Platinum edition can perform these operations:

Under "make a music CD," I can now select "Sound Stream" to make a compilation of music from MP3 files, CDs and LPs. This option makes it easy to create audio compilations from several sources but strangely not from a network drive, like all the other projects. It lets you split tracks when there is a pause, filter noise from LP records and do many of the other things that popular programs such as Music Match do.

I can now create an MP3 CD "project" although I could always copy MP3 files to a data CD before with the Basic software. The difference is that the new edition will automatically create a play list for all the tracks that I select to add to the CD.

Under the "make a data CD" option, I could now write on a DVD recorder if I had one, or back up my whole system to several CDs. I prefer to use Powerquest's Drive Image for this which is more flexible.

On the Basic program, all of the options under make a photo or video CD which were grayed out are now available: namely "make a photo album or save a slide show on a CD," "save video clips on a self-running

CD," "edit video," and "create CDs of mpeg video clips for playing on a DVD player."

I made a sample slide show and burned it to video. I liked the fact that I could narrate each slide individually. What I got was a CD with separate graphic and audio files for each picture together with a program that will autorun when the CD is inserted into any windows computer and run the slide show. I really would like to make a VCD or DVD slideshow that could be played on DVD players. I can't do this. I think that Microsoft's new Plus Digital Media program has a better slide show maker than this one. Microsoft puts movement into the slide show by moving slightly around each still picture as it is displayed. This makes the slide show look more like a video. And Microsoft builds one large WMV file instead of little pieces. However Microsoft's slide show can not be converted to a VCD or DVD either.

Platinum edition includes a video editor. It is more primitive than the free Microsoft Movie Maker 2 that comes with windows XP. This edition is rather like a Swiss army knife: it tries to do many things in one package that are often performed better by separate programs. My preference is for separate programs for each job.

It should be noted that Roxio has a new version (Easy CD & DVD Creator 6, The Digital Media Suite) that came out recently. I will review the newer version when it is received. ■

### Roxio's Easy CD Creator 5 (Platinum) and Murphy's Law

by John Donan, NOCCC

I have been using Easy CD Creator (ECDC) since it was first released. (by Adaptec at that time) When I acquired ECDC5-Platinum for this review I had been running version 4 on my current machine, which has a **Windows 2000** operating system with a 1.3 GHz Athelon, 512MB of RAM and a 16-10-40 Yamaha burner. The CDs burned were mostly music from the Big Band era and digital reproductions of my personal collection of 35mm slides. Prior to employing this computer I had experienced many buffer under using an older slower computer.

What piqued my curiosity, as far as version 5 (now produced by Roxio) was concerned, was the feature providing the capability to burn a slide show on a CD. The product became more appealing upon reading Roxio's description: "Easy CD Creator goes way beyond all earlier deluxe editions. Now it's easier than ever to create music, photo, video, and data CDs."





Access music on the Internet. Fine tune your music tracks. Edit and enhance photos and videos with a pro's touch. Save and share data with confidence. And, CD Guide, a new animated character, takes you through the steps of creating your CDs."

The review copy of the program did not include the instruction manual which might have avoided what I consider to be a heavy dose of Murphy's Law, "Anything that can go wrong will go wrong," I jumped right in loading this software not knowing I must first uninstall all prior versions of Easy CD Creator. Yes, this can cause bad thing to happen. The software wouldn't load so I called the lower echelon of Technical Support. They indicated that all other burner software which might be resident must also be removed. My question as to why, couldn't be answered at this level

In continuing sessions we perused the Registry via Regedit deleting everything containing Adaptec in its name. When a successful load still couldn't be achieved, I sought help from more senior personnel by calling directly to the Corporate Offices of Roxio in Santa Clara. These people were very cooperative in assisting me. They revealed that they were aware of problems in some software installations where **Windows 2000** was involved but never were able to duplicate them in any of their computers. They provided a 704 word set of 30 instructions which required changing file names, editing the Registry and removing software, especially any thing identified as Easy CD Creator, Direct CD or Take Two. The program installed, but the whole computer locked up for good after booting.

A four hour session on the telephone with Technical support failed to get this program, which I then found out, is new and unrelated to ECDC4, to operate. They are aware that problems like mine exist with "some" Windows 2000 users. However, they cannot evaluate all possible hardware and software configurations to correct them.

In keeping with Murphy's Law, I have misplaced my CD needed to reinstall version 4. ■

**Editors Note:** I did some Google research on the web and found several references to installation problems and running problems with this program and SOME Win2K installations. There is at least one Win2K patch on the Roxio website to fix a known problem. If you are planning on installing ECDC5-Platinum on your Win2K machine, backing up first sounds like it would be a prudent move.

---

**Windows Tip:** The next time you are using Windows Explorer, highlight the C: drive in the left hand directory window and hit the asterisk key on the numeric key pad . This will expand all of the directories on the c: drive. This takes awhile. If you scroll down the list you will see folders you never knew you had.

# QUICKEYS FOR WINDOWS

by *W. D. Allen Sr., NOCCC*

A new handy utility program from CE Software is Quickeys. It allows you to automate many of the repetitious tasks incidental to getting work done quickly and effortlessly on your PC.

The program allows you to generate a sequence of key strokes to complete a function such as running a files backup, making a screen capture, checking the spelling of a Wordpad document, entering predefined text such as name, address, phone, etc. But these particular actions are already included with the program. In fact, wizards for thirty such actions are included in the program.

Consider the number of keystrokes you make in just setting up your computer once Windows has opened. Perhaps you open Outlook Express to read your email, then Internet Explorer to check business statistics, and Excel to download some daily data. Finally you might open MS Word to write a daily summary of the above data. Now such program opening, data downloading, etc., can be initiated with just a simple combination of one or two keys. Even handier may be making up your own personal toolbar which can include every such key sequence you ever expect to need, each represented by its own icon. And that tool bar can be made to auto-hide, that is, slide out of the way off the desktop whenever you select another icon on the desktop.

The Quickeys program opens with a dedicated editor. In addition to the usual FILE, EDIT, etc., menus are four tabs allowing the user to approach a job through different means. First, the set of thirty wizards is available for automating your actions. Next is a keyboard layout that can be selected to match your particular keyboard. Next is a tabulation of the toolbars you have made up, including the means to modify them. The last tab, named My Actions, lists every action you have generated plus those that were originally included with the program. For example, the Windows special character map might be shown as activated with the Alt + Ctrl + 1 hotkey combination.

This \$79.95 Quickeys program is provided on a CD with a 190 page manual. It is available from CE Software, Inc. at POB 65580, West Des Moines, IA 50265 USA. The website is at: [www.quickeys.com](http://www.quickeys.com). The program requires 20 MB hard disk space on a Pentium PC running Windows 98 or NT 4.0 or better. Internet Explorer 4.0 or later is needed as well.

Quickeys accommodates every hot key combination or tool bar icon you can imagine. Never will you again need to grope around trying to remember how to locate the Windows special characters urgently needed for a rush job. ■



# After Shot Photo organizer software from Jasc

by Vance Jochim NOCCC

I have used Jasc's Paint Shop Pro for several years to work with and modify digital pictures and files. It is considered a low cost alternative to PhotoShop from Adobe, and has many features.

However, PSP does not provide capabilities to organize photos, photo-stitching or methods to share photos. That is what After Shot does. It is pitched as the product to "organize, fix and share" photo files, and sells for \$49. It is a much more professionally finished product than Photo Base 3.0 from Arcsoft, which I reviewed separately, and sells for the same price.

My review copy of AfterShot came in the retail box and has an excellent PRINTED 125 page manual. Installation was quick, with several options, including installation of Quicktime 5.0 in order to view included video tutorials. They also provided a readme file with latest details on the product.

Aftershot took 42 mb with 451 files. I had excluded some optional files not directly related to AfterShot, but included the tutorial video.

AfterShot organizes all data in "Albums" in a user interface where the explorer type directory is at left, and thumbnails of images is at right. You can create shortcuts for frequently used albums. You drag and drop images to albums, and can work on multiple albums, change album and image names, etc. in an intuitive manner. The tutorial provides excellent details on each feature, so be sure to watch it. You can also rotate, rename and resize images in single or batch modes.

In working with images, you can view them many different ways, as well as add text in additional Description, Keyword and Title fields (besides the filename which is all I have used in the past). You can click on an image and see further "info" details including the source of the image, date created, etc. in an "info" screen. All this info can later be used in searches. Thus I could search my antique boat pictures by filename, boat name, show it was in, created date, etc IF I added all that info in the fields for each image. Keywords are really categories you select from a list, thus you can classify an image with several keywords and use it later for searches. Thus I can have a category for year, name of boat show, type of boat and search later for all images that match one or more selected keywords. By picking the keywords from your tailored list, you don't have to type them in.

A feature I have wanted is the ability to find and collect

references to all images on my hard drive, then I can move them into albums and add data. After Shot does this with the "Catalog" feature.

Photo Stitching is another superb feature that combines several pictures in a wider panoramic or taller picture, and uses some sophisticated blending tools to improve the final image.

You can easily transfer images from your TWAIN compliant digital camera to After Shot and your hard disk. I was using the supplied CamMedia images software for my Olympus digital camera with USB connection. It always crashed if I disconnected the camera while CamMedia was open, and it only let me rename image files and move them into standard directories. There was no title, keyword or other capability. When I plugged in the camera, an After Shot box popped up, asked me where to put the pictures, copied them to the hard drive, and asked me if I wanted to delete the on-camera copies once the copy was complete. I unplugged my camera and no crash, and I was done and could work with the images in an album in After Shot. There are many options on how to get files from media card readers, etc. COOL! I won't be using CamMedia anymore. Jasc lists supported cameras on their website at [www.jasc.com](http://www.jasc.com). There is also a background "CameoViewer" that you can launch to see and copy files without loading After Shot.

Images can be edited in many ways, including rotation, adjustment (brightness, contrast, etc), resizing (which I use), add text, remove red eye effects, and set aspect ratio (i.e. 4x6).

You can also print images in many formats. In comparison, my CamMedia software would let me print, but didn't even have an option to print date or filename with the picture, but AfterShot has many print options such as printing a 4x4 with several thumbnails on the same page using specified color Kodak paper in your color printer and include page headers and footers. SLICK! Thus you could size and print what you want on one document for groups. This may make me get a color printer! An application for me is to take various shots of an owner's antique boat collected over the recent years, and combine them in one large print as a gift.

The Web Layout feature lets you create your own web pages (HTML) from your images. AfterShot will generate thumbnails and smaller resolution images that work best on web pages. You can then insert the images in one of about 15 templates (such as "My Vacation") for combined display as an HTML page. If you previously added titles and description text to the images, it will be used in creating the web pages. You can also include audio or video files in the templates. You then can publish the web pages, saving them to a specified drive directory. A link is then provided so you can launch your browser and view the files as if they are on the web. More templates can be downloaded from the Jasc website. You will have to know how to FTP or copy the files to your actual website for use.

Final "Cool Stuff" includes making slide shows, sending images in emails, creating wallpaper and screensavers. All of it





works. (Note: Like PhotoBase, After Shot promises you can send images via "MAPI" compliant email software, but it crashes with Lotus Notes email, used by 90 million corporate users - it seems MAPI only works with Microsoft email?).

Conclusion: This is a VERY well designed product, unlike the competing PhotoBase from ArcSoft. Everything is well integrated, tested, DOCUMENTED in both the great online tutorial as well as the manual. It is a bargain at \$49 and continues the quality I have liked in Jasc's PaintShop Pro. If you work with digital images and cameras, get it.

Screenshots and a longer version of this review can be found at [www.webworks66.com/A55597/OCPUG.nsf](http://www.webworks66.com/A55597/OCPUG.nsf) in the "Reviews" section, including a sample of 6 of MY photos "stitched" together. ■

## Photo Objects 50,000 Volume II

by *Jim Morrison NOCCC*

Photo Objects 50,000 is a collection of over 50,000 "new royalty-free" photos. Of course, "new" is relative, but this collection is complete enough and of sufficient quality to be useful for years. Representations are actual pictures and not just cartoon-like creations.

**Intuition.** Yup, I like intuitive software. Don't we all? So naturally, I was determined to do as well as possible by just putting in the disks - there were eight - to avoid the instruction book as long as possible. As it turned out, the instruction book was superfluous.

**Installation.** Insert Volume I. Nothing happens. Try: D:\Install\Setup.exe. Good choice. The program installation defaults into Start>All Programs>Hemera Photo Objects

**Scope.** Double-clicking the program icon produces a window in which a file list and thumbnails of the available pictures on all eight volumes appear in the lower pane of the program window. The variety and number of photos is quite surprising. For example, there are no less than ten different photographs of zucchini squashes, some in baskets, some not. And how's this for coverage: There's a file titled "Man and woman zoo keeper holding snake reptile." Now you know where to find that particular picture.

**Usage.** Opening the program produces filenames and one-inch thumbnails of all the 50,000 images in two different windowpanes. Clicking a filename also outlines the associated thumbnail, and visa versa. Or better, typing the name of a desired picture into a third spot shows all files containing the typed words and thumbnails of the item. For example, typing "penguin" produces no fewer than sixty-three (!) penguin images, some with backgrounds of their natural habitat and some with competently isolated figures.

Inserting the #2 disk - the one with the penguin pictures - shows an enlarged image of the selected item and a request for the intended implementation:

- 1) word processor, spreadsheet, or other software accepting pasted images,
- 2) slides using Powerpoint, Corel, Lotus Freelance, or Harvard Graphics,
- 3) web authoring by any program that builds web images,
- 4) graphics applications that support 32-bit images with a transparency mask, and
- 5) exporting the image to a popular image format.

Graphics applications (choice #4 above) offers image resolution of 96, 100, 250, or 300 pixels per inch. Units of measurement for the image size are either pixels, inches, or centimeters. The image can be flipped vertically or horizontally, cropped, or have the aspect ratio changed. At the user's choice, images are delivered as tiff, Targa, or SunRaster, all with transparency masks. The file BIRD 13.TIFF was dragged and dropped into Photoshop or could have been opened from Photoshop as "C:\Documents and Settings\Jim\Desktop\bird 13.tif"

Exporting the image to a popular image format (#5 above) allows the background color of the image to exactly match the background color of your document, say (R,G,B) = (150, 37, 110). The image types available number no less than 16, including tiff, bmp, jpeg, png, fps, ras, and even Photoshop 3 \*.psd files.

Although slightly dated, as evidenced by the birthday symbol for the year 2000, Volume II still provides dateless penguins and zucchinis. Volume III, according to the Hemera website, is "Coming soon. Sign up to be notified!"

No computer minimum requirements were found on the box, the User Guide, or the Image Catalog. That's probably good news. Price is \$83.88 on pricegrabber.com. Reviews from users rated Photo Objects an average of 4.125 on a scale of 1 to 5.

For more information, contact Hemera at [www.hemera.com](http://www.hemera.com) or [info@hemera.com](mailto:info@hemera.com)

Hemera Technologies, POB 79093, Hull, Quebec  
J8Y 6V2, Canada ■

## Pinnacle InstantCopy

by *O. T Stoll, NOCCC, [ot@stollcomputers.com](mailto:ot@stollcomputers.com)*


More and more of us are saving data on CD and DVD discs and are buying DVD movies. Quite often the data we put on CD and DVD discs are pictures, songs and audio that we want to share with others. Also we would like to have backups of the DVDs and CDs that we purchased. CDs do not last for ever, you may have noticed that some of the CDs you bought

CONTINUED ON PAGE 18





Dave Keays  
Computer Security SIG leader

Steve Gibson  
CEO of Gibson Research Corp





Gets passionate about  
Internet security  
[www.grc.com](http://www.grc.com)



Photos by George Margolin



InstantCopy - CONTINUED FROM PAGE 15

in the 80s are now skipping or cracking. InstantCopy by Pinnacle systems has the capability of making these backups and more.

InstantCopy is a software suite for burning CDs and DVDs optical media. It is also for those that intend to archive their home movies onto Video CDs or DVDs. It can be used to backup up a complete 9Gbyte video DVD onto a single 4.7Gbyte recordable DVD. It will copy a dual-layer DVD to a single blank DVD keeping all content, (including menus, navigational structure, audio tracks and subtitles), intact. This is done with virtually no loss of quality.

Making copies is easy. You choose your source, (CD, DVD or hard drive); choose the destination, (DVD to CD, DVD to DVD, CD to CD or from a hard drive to DVD or CD), and hit COPY. You can also choose multiple drives to burn to. If you do not have a DVD burner, you can copy a DVD across several Video CDs or Super Video CDs and then play them on a DVD player. Some of you real serious types may have multiple burners. InstantCopy allows you to write to multiple burners at once. InstantCopy can copy virtually any CD or DVD format.

In summary, here are some of the things InstantCopy can do:

- Copy Dual Layer DVD-Videos onto one 4.7GB Recordable DVD.

- Copy DVD-Videos onto CDs.

- Copy DVD-Video or disc images from your hard drive to CDs or DVDs.

- Burn to multiple burners at once.

- Make 1:1 identical copies of virtually any disc format. (It does not bypass or decrypt copy protection. It will clone the disc, keeping any copy protection that was present on the original disc. If the DVD contains CSS-encryption, the DVD cannot be copied).

- Another thing InstantCopy can do, that I like, is to allow you to selectively turn off any navigation restrictions so you can fast forward or skip over parts of the DVD with having to go back and re-author the DVD.

- The retail price, of InstantCopy is \$49.00. The product includes InstantCopy software and a printed manual. You can get it at Fry's or at most of the software stores. You can also buy it from Pinnacle Systems at their web site, [www.pinnaclesys.com](http://www.pinnaclesys.com).

- The recommended minimum requirements are: Pentium III or Athlon 500Mhz or faster processor and 64 MB RAM; 100 MB of free disk space to install the software; CD or DVD burner; and, Windows 98SE, Me, XP or 2000. If you have only one CD/DVD burner and not other CD/DVD-ROM drives in your system, you will need enough hard drive space to copy the contents to your hard drive first, then onto a blank disc. ■

# The Print Shop Deluxe 15

by Bill Crane, NOCCC

This newest version 15 is a great graphics program for the occasional user, small business owner and consultant whose needs fall within its wide range of applications. While it does not compete with Photoshop and Illustrator, for a significantly less cost (\$19 for the upgrade version, \$29.95 for first time buyers, plus shipping) it is a much more versatile program for making banners, booklets, brochures, business cards, calendars, certificates, envelopes, fax covers, forms, greeting cards, labels, letterheads, photo albums, collages, cards, postcards, presentations, quick prints, report covers, resumes, signs, transfers and web pages. The Deluxe version that includes additional graphics and other benefits costs \$39.95 for the upgrade version and \$49.95 for first time buyers. These latest versions have several valuable new features that make the upgrade well worth the cost.

The four CDs – Installation, Program, Art 1 and Art 2 – make installation straightforward and reasonably fast. It un-installs the earlier version, configures the system, has a windows operating system and supports a mouse. A 256k RAM is helpful for a program of this size, which is somewhat slow to load. As a manual is not included with the product and the significant changes made in the format from earlier versions, it is highly recommended using the “Getting Started” option with the choice of movies or text which can be printed for later reference. The “help” option is also always available during use. Getting Started has four subjects, Feature Tips has 21 subjects, Photo Workshop has 10 subjects and Design Tips has six subjects, all of which can be printed for future guidance. Creating Stationery Sets, Creating Calendars and on-line extras are also on the opening page. Some projects are pre-designed and may be modified for customizing to particular needs; others are “start from scratch” and much more satisfying for personal use.

Among the new, interesting features is adding sound and video to projects, and the creation of web pages which can be e-mailed or attached to e-mail messages. A new option using .pdf files is e-mailing a project to a local digital copy center for professional printing or they can also be e-mailed to Broderbund.com at an additional cost. Other options include combining images using layers, importing graphics and making slide shows. The ability to adjust the colors in photographs, eliminating red-eye, the use of the drawing tools to insert certain shapes, add lines and add free hand drawing – as well as erase the drawing – are just a few of the valuable new additions to this popular program. Digital and 35 mm photos can be scanned without requiring high resolution for personalizing the results. Use of the Media Manager, Color Set





Creator, making professionally designed headlines and fonts, cropping, editing, correcting, brush support and gamma correction greatly expand the capabilities of this popular program.

This new version 15 has 20,000 more images (160,000 total) and 500 new projects (12,000 total) than the prior version, including photos from collections such as Christie's and Papyrus, that can be downloaded from the Internet at an additional cost. It has also added new items including a media manager, premier project collection, picture-perfect printing, photo greeting cards, new text tools, finish project dialog, the Getting Started movie, hints and tips and XP certification.

The program is easily learned using the tutorials and the help buttons. The learning curve is rather short and comfortable. This new version 15 is a vastly more useful program and well worth the minimum up-grade cost. It is easy to use even for a novice and is highly recommended for all who use graphic programs. I highly recommend it for e-mailing Christmas and birthday cards, especially at the last minute and for saving postage, as well as its many other worthwhile uses.

Broderbund, P.O.Box 100, Hiawatha, IA 52233.

[www.Broderbund.com/ThePrintShop15](http://www.Broderbund.com/ThePrintShop15)

Call: 1-800-727-1631 8am – 5 pm CST, M - F ■

## CANVAS 8

By John Szary, NOCCC

What's great and comes in a small package - Canvas 8 by Deneba Software. It is so easy to use that anyone with a basic Windows experience can quickly get started. Professional technical illustrators, business professionals, web site designers, industrial designers and even individuals with basic windows experience can make meaningful and complex drawings, correct photos and produce award winning publications. This program had originally been written for the Mac OS 15 years ago and shortly thereafter rewritten for Windows. It is a true full cross platform compatible application allowing files to be transferred smoothly between Macintosh and Windows.

**Compatibility.** Canvas' scripting engine allows scripts written in Visual Basic, VBScript, Jscript, AppleScript and other Windows-compliant systems. Some of the many enhancements and innovative features include Web image slicing, direct Flash (SWF) format export, vector and raster sequence recorder / player and PDF export.

**Documentation.** This package comes with 5 CD's (program, clipart and font library), a "Getting Started Guide", a "User's Guide" and "Clip Art & URW Font Library." Canvas 8 is great for the intermediate user as well as the experienced. As for a novice in graphics, Deneba will take you through the basics in the Getting Started Guide to making drawings, cards, posters, editing pictures, creating brochures and web publishing. Beginners should start with easier projects, allowing time to

learn the commands and features of this powerful program. Sample files can be found in the tutorial folder under Program files/Deneba/Canvas 8/Tutorial.

Upon opening a new file, you will select one of the following: illustration, publication, animation or presentation. Each gives you the option to have a wizard to help you customize your setup. Each opens with tools necessary for those operations. Using the illustration option, one can easily pull in graphic files, make corrections and add them to your publications or presentations. You can also use the illustration option to crop the image or repair those photos with red eye. One can even make the sky a vivid blue and clone or add clouds. The extrude function can make 3-D objects and, using the handles, give depth to the image, which can be rotated in any axis. One can also direct a light source to give opposite sides a shadow.

**Sprite Tools.** CANVAS 8 has a series of powerful Sprite tools. Included in the artistic group, there are tools for staining glass, oil painting, crystallization and a lens flare. The blur tool includes impressive options for motion, radial, zoom and Gaussian. Each or a combination of the above tools give spectacular results. Other tools control Duotone images, blending objects and an autotrace feature which gives one some very impressive and outstanding outlines.

**Major Features.** This latest release contains several new features. First, using the scripting sequence recorder, multi-step objects and complex design effects can be stored, shared with other programs and reused in other applications. Next, files can be imported or exported from BMP, JPG, GIF, SWF, EPS, TIFF, DXF, DWG and CGM\*PIP. Canvas can also bitmap view ICA, CAL, GEM, JPEG, DCX, PCX, WMF, PCT, AI, CDR, PPT, MPT, IGS and DRW files, along with PDF export options.

**New Tools.** There are new tools for bezier curve editing like direct lasso, direct edit, direct group, symmetric points editing and multi-point operations. Slice Creator lets you define rectangular slice areas and put into a special slice layer. This allows one to keep slicing definitions separate from images, making it easy to re-use and edit these images. Web slicing is a widely recognized way of generating graphics based Web pages to load quickly.

**Other Features.** Other features include expanded mouse support, all vector and imaging tools can be selected to use one-key hotkeys, floating windows that now snap to each other and new Auto Save feature to save documents at user specified intervals.

**Requirements.** For Windows users, CANVAS 8 will run on a Pentium II system with 64MB RAM and requires a minimum of a 100MB free hard drive space, min. 16-bit color card and min. 800 by 600 display. The Mac version requires a Power PC, 32 MB RAM, 100-MB hard drive space and same color card and display requirements.

**Test System Information.** For this review, I used a computer installed with a Windows 98 system, a Pentium III 500 MH processor, 512 RAM, 47GB hard drive, and 64MB 3dfx Voodoo3

CONTINUED ON PAGE 30 

# Reviews Editor's Corner

If you write a review for the *Orange Bytes*, you may keep the item. If you would like to review a specific product (software, hardware, or book), please let me know and I will try to obtain it. If you are interested, please contact me:

**Ted Littman**  
NOCCC Reviews Editor

- (714) 779-1936
- [reviews@noccc.org](mailto:reviews@noccc.org)
- [TedLit@Adelphia.net](mailto:TedLit@Adelphia.net)

## PRODUCTS AVAILABLE FOR REVIEW

A number of products have been obtained from vendors for review by qualified NOCCC members. If you are interested in doing a review (which will be published in *Orange Bytes*), please call or send an e-mail to me and provide your membership number, phone number, and e-mail address.

Remember, YOU GET TO KEEP THE HARDWARE, SOFTWARE, OR BOOK!

Currently available are the following products:

### Hardware

**Logitech's Cordless Elite Duo**—A high-performance, cordless matched keyboard & optical mouse. Keyboard is ultra-flat, optimized zero-degree tilt design.

### Boxed Programs and CDs

**Windows XP Professional**—The latest and most stable of Microsoft's operating systems.

### BackupTime 1.3 for Windows

Another backup utility with a nice interface, dynamic folders, and a built-in scheduler.

**CrazyTalk Standard Edition 2.5**—The "Talking Heads" program. Make your own still images look like they are talking!

**Combat Flight Simulator 3**, The Battle for Europe—From Microsoft, a leader in flight Sims.

**SendPhotos**—The easiest and fastest way to e-mail pictures for all skills level.

**Scopeware Vision**—An index utility that simplifies the way you access & use

information stored on your computer & shared network drives.

**Encarta Reference Library 2003**—Microsoft's great encyclopedia.

**Xplay** - Enables Windows users to use Apple's i-Pod. It brings to you the power of the ultimate portable MP3 player.

**Programs to Download from Vendor's Web Site**

**WinPatrol Plus 4.0**—A popular program from BillP Studios that monitors & detects changes on your computer system. Alerts you when any new programs are added without your permission.

**Watznew 1.9.5**—Award-winning software that regularly checks your favorite web sites & mailboxes & notifies you of changes.

**Essential Net Tools 3.1 for Windows** - A suite of network tools.

**Apycom Java Menu Applets 3.0** - Create cross-browser drop down menus, bars, buttons, etc. for your Website.

**Sygate's Home Network 4.2 for 6 Users**—The top-notch firewall to protect your home network.

**Red Earth Software's Policy Patrol 2** - Protect yourself against e-mail security threats with virus scanning, spam blocking, and other tools.

**ViraLock**—The first software that prevents the spread of e-mail-borne viruses by preventing them from escaping an infected computer. It is complementary to current anti-virus programs.

**Kaspersky Labs Anti-Hacker 1.0**—A personal firewall from Russia. Designed to ensure reliable defense of home computers from Internet hackers, wherever they are.

**IconLover 1.11** - A great solution for extracting, cataloging, and managing PC computer icons.

**NoLimits Rollercoaster**—A thrill-filled roller coaster simulator with 9 different track styles, 40 premade tracks, 3-D sound.

**PicaLoader 1.1 for Windows**—A fully automated, multi-threaded, link-following, picture-retrieving robot that will retrieve all the pictures you want from any part of the Internet.

**Vicman's Photo Editor Pro 7.0**—A

powerful, easy-to-use photo editor from Russia with an intuitive, skin-based interface & lots of powerful features.

**PrintMagic 1.1 for Windows**—A powerful & flexible utility that lets users print anything from a single character to multiple pages in any application and adds a virtual printer to users' desktops.

Currently available are the following books:

**Windows XP in a Nutshell**—One of the David Karp series to serve as a comprehensive but compact desk reference for XP users.

**Windows XP Pocket Reference**—A handy, portable guide to the most commonly used features of this operating system by David Karp.

Ted Littman, NOCCC Reviews Editor  
(714) 779-1936 [tedlit@adelphia.net](mailto:tedlit@adelphia.net)

## Preparing a Review Article for the Orange Bytes

by Ted Littman, NOCCC Reviews Editor

The following suggestions for preparing a review article for the *Orange Bytes* were extracted from an OCIPUG article and are intended as a guide only. As a reviewer, your audience wants to know your opinion (as an end user) of the product (hardware, software, book) you are reviewing. Please fully identify the product and its cost so that interested club members may be able to purchase it. After you have tested the product consider these questions:

1. What is the product's stated purpose and does it meet it?
2. Within its category of software (i.e., word processor, spreadsheet, database, etc.), does it stand out?

3. What are its major features?
4. Is it easy to use, even for a novice?
5. Can you quote or reference articles/reviews in the computer magazines?

The following list contains more specific questions that apply to either software or hardware:

**1. Requirements:**

1. Operating systems?
2. Windows?
3. Memory?
4. Disk space?
5. Is a Mouse supported?

**2. Installation** (do not overemphasize details):

1. Was it difficult?
2. Copy or write protected?
3. Does it allow drive and directory selection?
4. Does it automatically configure system? Can you control it?

**3. Information** about your system:

1. Hardware?
2. Operating system? Version?
3. Memory?
4. Video display?

**4. Documentation:**

1. What is supplied? Manuals (paperback, electronic) Tutorial? Templates? Table of Contents? Index?
2. Was it clear, concise, helpful?
3. Is there a troubleshooting section?

**5. Product Support:**

1. How is the vendor's tech support?
2. Does it cost anything?
3. Is it a toll call?
4. Does the vendor provide Internet support?

**6. About the product:**

1. What comes with the product?
2. What is the cost? (list & street)
3. Version number? Release date?
4. How difficult is the learning curve?
5. Would you buy/use the product?
6. Do you recommend it?
7. What don't you like about it?

8. What improvements or changes would you like to see?

9. Can the software be downloaded from the vendor's Web site; is there a free trial period before buying?

10. What warranty is there on hardware?

**7. What are the Name, Address, Phone number (including 800#), and WEB address (e-mail & URL) of the vendor?**

After you have answered all these questions you should have enough information to write your review. Please be precise but do not make it so technical that only a few people can understand. Please advise the Orange Bytes Editor if you need graphics, pictures, or illustrations to get your point across. ■

## Guidelines for Submittal

Important! Please limit the length of your submittals. We request you limit general articles and software reviews to a maximum of 1300 words, SIG reports to 700 words, book reviews to 600 words, low cost CD-ROM titles to 600 words, and more sophisticated CD-ROMs to 1000 words. As far as the minimum is concerned, we'd just like to see you do justice to any general article or to any product that's reviewed. An expensive software package (\$300-700) deserves at least 1,300 words. An inexpensive program (\$50 or less) might have 500 words. Reviews must be completed within 2 months so that the Reviews Editor (Ted Littman) can, in a timely manner, send a copy to the vendor. If you change your mind about doing the review, please call him (714)779-1936 ASAP to make arrangements for returning the product for reassignment. We hope you enjoy writing your review.

You can now e-mail articles directly to the Editor through the North Orange County Computer Club's Web Site:

editor@noccc.org or just give the file on disk and printout directly to Alan Pearlman (President), Jim Sanders (Publications Chm.), or Ted Littman on the next meeting day. If you e-mail your review, please send a copy to TedLit@Adelphia.net.

To transfer your article from your Windows word processor, click at the beginning of the article with your mouse, shift down arrow to the end of the article, then Edit Cut (^C), open your e-mail program, and Edit Paste (^V). This will convert the file to ASCII. If your article is too long to include in an e-mail, please save as ASCII file with a .TXT extension. Then zip the article and attach it to your e-mail.

All documents should have flush left margins, and double carriage returns (skip a line) between paragraphs. The editors will bold your paragraph headings, etc., in order to obtain consistent formatting throughout the Bytes.

Don't use CAPS for emphasis; that's like shouting at someone! We usually have to delete and retype them, which can be a lot of work. CAPS are reserved for computer commands or file names, like AUTOEXEC.BAT or KNOW.TXT. For titles of books and software, capitalize the first letter of each word. We will add the underlining in PageMaker.

Also please spell check your article, and try to follow the ordinary rules of grammar. Don't use columns, tabs, indents, justification, hyphenation or formatting codes. (If columns or tables are absolutely needed, send us a hard copy to guide us.)

We will look forward to seeing your review in print and on the Web site. ■



## March Main Meeting

By Cathy Margolin, NOCCC

Steve Gibson, the industry legend was our special guest speaker. He is a software utility innovator (Spinrite, ShieldsUp!, LeakTest), author, columnist (InfoWorld TechTalk), Internet security, and privacy expert. Steve is the president of Gibson Research Corp ([www.grc.com](http://www.grc.com)) and has appeared on many Screen Savers and Tech TV shows.

Steve talked to us about Internet Security (and lack thereof). He talked about the big hole in Windows 2000 computers when they are installed without a password and how easy it is to take over the machine and use it for denial of service attacks. One teenager bragged that he had control of over 10,000 computers. What they do is to place a netbios worm (which contains the file ps.exe) on the computer, which then allows the person placing the worm to control the machine.

One way to see if your computer has this worm, is to shut off as many services, and programs you can from the startup, especially any internet connections, and reboot your machine. Type in the command mode : netstat - an and see what comes up. If pages and pages come up, that is not good. Further investigation is then in order of what is still running. Search for netstat on the Internet for further info.

Steve Gibson also mentioned that if you have a router, make sure you turn off Universal Plug and Play as this opens a hole into your system.

Since so many viruses target Outlook, Steve uses Eudora as his email reader, but he turns off using Microsoft viewer (in Eudora) as this reopens the hole you are trying to close by not using Outlook.

Personal firewalls are now somewhat the same. There is Kerio/Tiny, Sygate, Symantec, Outpost, etc. In the beginning ZoneAlarm was the best, but now all have caught up.

Steve also did a free utility to patch the Windows XP security hole (XPdite on his website).

Spyware (where programs "phone home" such as RealPlayer) are still big threats. Ad-aware used to be the best, then they decided to redesign the software and they lost the lead. Steve suggested Spybot Search and Repair as the choice of the moment. You can also check out his newsgroups as to what is the latest recommendation. Simply aim your newsreader at [news.grc.com](http://news.grc.com)!

Everyone really enjoyed Steve Gibson's visit with tons of people listing to his every word! It was a real treat to hear such a luminary at NOCCC! ■

## Computer Aided Investing (CAI) SIG



By Bob Krishfield, NOCCC

Our meetings begin with a review of market conditions. This month it didn't take long to see that the market continues to drift downward, lacking positive key economic drivers (gold, oil and dollar values) while waiting for the threat of war to pass. The nine month cycle was reviewed as a technical indicator of market direction. Currently the cycle is heading downward, and is due to bottom by end of April. This is good news and should put upward pressure on the market for a few months. However, this is still a very uncertain market, subject to

unpredictable reactions to whatever the new is. Our vote on the DOW was 2 for up 100, 4 for down 100, 3 for in-between.

The member survey taken in Feb. provided results that identified the most popular investing subjects and those least wanted. Grouping the individual subjects into categories, our members showed the most interest in: selection, timing, trading, technical indicators, charting and chart patterns. Subjects of less interest included: fixed income, general interest subjects, fundamentals, investing services & subscriptions. This confirms the direction we have been taking — to keep the SIG focused on technical analysis and trading/investing systems. However, the most interesting subjects come from the experiences of members when they share with others.

Results of a highly efficient trading system on my website was presented. The GENGX system is an example of what technical analysis can achieve using CAI tools - over 300% gains in 3 years using just 8 trades. These results were for the last 3 years — during a down market that clobbered buy and hold strategies. Using CAI tools, it was easy to back test to identify optimized conditions, to tinker with the trading rules, and determine the best stocks or funds for given market conditions. ProTA (Macintosh) by Beesoft was used for the demo. PC tools with these capabilities include Metastock by Equis, and Amibroker. These systems require some custom scripting (programming) to tailor them, but a lot of scripts are available on the web so you don't have to start from scratch.

Will there be a market rally once a war begins? If so how should we prepare to take advantage of it? Our members discussed various approaches. One risky approach is to sell Short and making money on the way down, but most people would not do this. Buy at the bottom and ride the market up should yield 15-20% gains using index funds, but greater results



# Computer Security SIG

by Dave Keays, NOCCC

In this month's meeting we had a guest speaker- Steve Gibson (a security guru and author of SPINRITE). Steve was speaking at the main meeting and dropped by our group.

Steve showed us a firewall technique using only NAT routers that go for about \$49 at Fries. He explained some of the aspects of NAT that makes it such a good security device.

We looked at ETHEREAL, a free network analyzer from Italy. A network analyzer allows you to look at all conversations between your machine and the Internet. (For example: if you start ETHEREAL, turn on it's "packet capture", and run a program that calls home, you can see what that program is saying - are they giving away information you want to keep private?) While Steve uses a similar program, he had nothing but praise for ETHEREAL and it's authors.

We also looked into securing a wireless network. (Steve said to throw it out the window.) A member last month wanted to know more about this subject. While there are several sites that go into more details, the process boils down to five steps.

1. Narrow the range of the access point (try to get onto your network from the parking lot to see if anybody else can).

2. Turn on the wireless encryption (WEP) and use the 128 bit option.

3. Use MAC filtering on the access point so they keep a list of which computers are allowed on the network. (Each network device, like a network card, has a number that is completely unique).

4. Use a unique network id (known as a SSID) instead of the default which will let anybody on the network.

CONTINUED ON NEXT PAGE 

can be had from aggressive funds and individual stocks. Rally conditions are different from the '91 Gulf War when the market was already in an uptrend, and after the rally the up trend continued until 1999 when the bubble burst. We concluded that the current downtrend isn't likely to be broken by a short run "war" rally (6-8 weeks), yet the rally would provide opportunities for gains. A study to select mutual funds that performed the highest during the last 3 market rallies listed over 20 technology and growth funds. This list is posted on my website Next meeting we will refine this study, and discuss technical indicators and how to use them for trading systems. ■

## Macintosh SIG

by John Willner, NOCCC  
willner@earthlink.net

While on vacation Claire Lemire and Bob Krishfield addressed the technical and diplomatic issues to get us reinstated as a valid Macintosh User's Group with Apple. Upon arriving back, our Macintosh SIG page appeared when the correct URL was typed. Congratulations on a job well done. Unless Apple has something to say to the contrary, we are probably acceptable citizens again. Details of the project were reviewed, including messages sent back and forth, agreements, code changes, etc. We agreed that probably this incident was a good thing to have happened.

Our next discussion was about the Date/Time bug in OS 10.2.4. Dual processor Macs are reset to 1969 when turned on. Single processor Macs are not affected. A workaround is to use Network Time with internet connection on, then synchronize. We are looking forward to OS 10.2.5 shortly. In the meantime, whether due to the absence of our web page, or some other reason, no DVD was received from Apple for

showing.

Nevertheless, we actually had a great meeting with quite a large number of questions pertaining to older Macs and Palm Pilots answered. For particularly tough questions, nothing can beat the Genius corner of a Mac Store. There have been so many operating system upgrades that compatibility with 8600s, for example, are not remembered, nor whether hard drives were reformatted or not to the latest HFS coding system. When an older Macintosh is received at zero cost the best thing to do for starters is to run the system profiler. Various upgrades, such as higher performance G3 processors, larger memory, USB and Firewire cards, Ethernet cards, etc. are possible additions that should be shown. Older Macs can be very useful in providing reliable service using the installed programs for that period. They also provide great "get acquainted with Mac" practice sessions when switching from Windows.

Claire had two more gifts to dispense that were received during her prior attendance at Mac meetings. Two of our members now have very nice bags with appropriate logos.

We also had a discussion on Keynote, the application given away at Job's keynote address. It is a direct competitor to Microsoft's Power Point. Integration with other multimedia programs is readily apparent. In general it is faster and easier to use. Furthermore, it will accept Power Point files and display them as though nothing had changed. This first release is very useable. It was noted that Power Point has a number of selectable built-in sounds, backgrounds and formats. Keynote accepts these presentation features from many sources, but does not necessarily have all of them built-in for selection. On the other hand, Steve Job's keynote address was done in Keynote, and that was one professional presentation.

Next month the saga of Mac's versatility will be continued. ■

CONTINUED FROM PAGE 23

5. Use a VPN with IPSEC encryption if the network is big or has sensitive information on it.

(However, most of the step listed above can be gotten around and at best would only slow down a determined hacker. So if you have a site that will motivate hackers and a wired network is not an option, seriously consider step #5 listed above.)

I also want to mention something that wasn't mentioned at the meeting. The week before the meeting saw many new nasties hit the Internet, and many people found out that relying upon automatic virus-definition updates left them more vulnerable than others. It seems that the definition files on some anti-viral sites are updated days after they are available for manual updates.

Next month we'll look at another way to defend against spyware (known as the "host" file), tools to completely erase a file or a hard disk, and an overview of any new threats on the Internet. ■

## AutoCAD SIG

By Joe Mizer. NOCCC

We meet each month in room 111 of Wilkinson Hall each month at 9:00 AM. The purpose of this group is to learn to use Autodesk Inventor and Mechanical Desktop. During the last meeting we explored the basic drawing and editing commands used in inventor 5.3. Inventor is an object based modeling software. If you want to know more about the software and what it can do you should go to the Autodesk web page and request a demo disk which enables you play with the program for a period of time. There are excellent books available for self-study. CrWare has an excellent book and a multimedia extension CD-ROM that is a low effort way to learn. I also recommend a book by David P. Madsen, Autodesk Inventor 5/5, which I am still reading. I am slowly working my way through this

800-page book, which really does cover everything from the basics of setting up the computer to very advanced topics. I think David included everything in this volume which is why I am making sure I don't miss anything. At the next meeting I will be working on a handout to answer a request about the recommended location to store files, and what initial settings should be made. I believe Inventor is the winner as can be seen by going to any one of the online book stores and search for the number of books written about Inventor compared to the number of books about Solid Works and Solid Edge. Both of these programs are excellent but the Publishes and Authors are publishing more books about Inventor than any other program. I hope to see you at the next meeting. ■

## Palm OS User SIG

by Vance Jochim, NOCCC,  
vjochim@webworks66.com

We cover Palm OS based handhelds (PDA's) like the Palm, Handspring, and Sony Clie (Kleey). When we refer to Palm users or equipment, we refer to any hardware platform that uses the Palm OS.

### Our Website

You can find information about us on two websites. Our parent computer club, NOCCC, has our meeting and time posted on their website at [www.NOCCC.org](http://www.NOCCC.org). They also post the text of their monthly newsletter on the website and our monthly articles (like this one) will be in the online newsletter when it is posted. Members of NOCCC gain earlier access to the newsletter, so we suggest you join NOCCC if you want to read this column before the meeting.

Our SIG (Special Interest Group) also has our own website with the most current information on the upcoming

meetings along with product reviews, news, reference articles, etc. That website is at <http://www.webworks66.com/A55597/OCPUG.nsf>

### Editors Note:

It is expected that anyone that attends any NOCCC function on an ongoing basis will join the club by paying their membership dues. It takes money and a lot of volunteer time to keep the organization running.

### Recent Meeting on Feb 2nd

We went over the standard software "Palm Reader" supplied with many Palms. Palm Reader is becoming the defacto standard for reading electronic books (aka eBooks) However, you can get a free updated version at the Palm OS website dedicated to "digital media" at [www.palmdigitalmedia.com](http://www.palmdigitalmedia.com). There is also a new (and free) windows based Palm Reader. Go to the Articles section of our SIG website and look at the Palm Standard Features category for more info on the Palm Reader, and a weekly newsletter from their website. Any Palm OS user should have both versions of software so you can carry a book or two with you to read when you are stuck in a line, etc. (I use mine when in theaters waiting for the movie to start...it works great because you can see it in the darkened theater while those silly ads are up on the movie screen).

My AvantGo We discussed this online service at both recent meetings. This is a free online service for Palm OS users. Go to <https://my.avantgo.com/home/> and sign up for downloads of articles and content from various sources, including Wall St. Journal, Business Week, Nascar info from "That's Racin" and other topics. The service is used by many information providers rather than designing their own PDA download site.

Once you download and install the software on your Palm, it will download



updated content each time you HotSynch AND while you are connected to the internet. A weakness is that if you do a hot synch without an internet connection, the software does not detect that, and gives a message box where you have to cancel the AvantGo attempt to download the data. This is also the service where you get maps and driving instructions created on [www.mapquest.com](http://www.mapquest.com). They also have weather reports by city., etc. so set up the system now for when you travel so you can get what you want for a trip.

## Palm OS Emulator

We used the Palm Emulator for the first time at the Feb. 2003 meeting to display Palm software applications via the large projection screen. The Emulator is a free “unsupported” software application from the developer’s section of [www.PalmSource.com](http://www.PalmSource.com). You download it, read the 200 page pdf manual, install it (after troubleshooting and searching how to install it on a USB hot synch cradle) and then you can load and run Palm software in your windows PC and display it in the on screen emulator that acts and looks like the Palm device you choose (all of them, including Clie, etc by choosing a different “skin”). You also have to download a “ROM” set of the applicable, standard operating system and software (such as address book) from your specific Palm platform, and that takes time to figure out. But once you get it, including configuration for actual hot synching, it works. This is one way to display a Palm software application on a big screen. There are also hardware solutions discussed on our website.

Overview of Development for Palm units Our attendees are mostly end users, but we briefly discussed how Palm software is developed, and the different levels of products. More details than this are on [www.PalmSource.com](http://www.PalmSource.com) in the developer’s section.

1. You can use standard Word documents or Excel spreadsheets (or I

use Lotus 1-2-3, saved as an .xls file) which can then be hot synched to the Palm by different applications. Some Palm users get “DocumentsToGo” with their Palm, which provides hot synch capabilities for both Excel and Word files, and I use that frequently, including a custom estimating sheet for selling home improvement products like patio rooms. At this point, DocumentsTogo (from [Dataviz.com](http://Dataviz.com)) seems the most robust type of software like this. I have tried TinySheet and could not get it to work. One caveat with spreadsheets is that some Excel features are NOT transferred to the Palm, such as macros or maybe some functions. So you have to play with it, and don’t expect a sophisticated, complex spreadsheet to work on the Palm. Also remember that Palms have a tiny screen, and you have to develop different formats of your data to work with the tiny screen - you can’t see more than 3-4 columns on the Palm, and side scrolling is a pain.

2. You can move to a database like Smartlist to Go, which was previously named ThinkDB, and is now owned also by [Dataviz](http://Dataviz.com). If you have worked with a database like dBase or Access or Approach, this will be familiar to you, and is the recommended method to create lists and databases. You can create your own data forms with radio buttons, etc. It can exchange data with Access databases like DocumentsToGo does with Word and Excel source files. You can also do some relational joins, and there are some more advanced functions.

3. If you know basic, you can start out with a basic based product like NSBasic, which costs about \$100 at Microcenter, and is discussed with links on our website as well as [www.PalmSource.com](http://www.PalmSource.com).



4. The high level of development for Palms is provided by “forms based” software development languages that use a designer UI (user interface) that allows drag and drop design. An example is Satellite Forms discussed on [PalmSource.com](http://PalmSource.com). These are rapid application development platforms that trade off speed of development with speed of operation. If you are handling high volumes of data, like a 5,000 item price list, they will be really slow, so don’t use them if over 1000 data elements are used. Some firms use them for prototyping, then rewrite the application in Palm’s base language, C, or C++.

5. Detailed Coding Languages - “real developers” use code (that’s what they tell me), and the base code for Palm is C or C++. (You code gurus will have to accept my wording, I am not a coder). You can get a development product like Code Warrior to develop applications using the base languages. Get more details on [Palmsource.com](http://Palmsource.com).

Homework for the Next Meeting on Sunday, March 2

- Go to our website and get up to date on the information we have there - at <http://www.webworks66.com/A55597/OCPUG.nsf> - Go to [Dataviz.com](http://Dataviz.com) and download the demo of Smartlist to Go (or buy it). Install it, and bring it to the meeting so you can follow along in our tutorial of Smartlist to Go. - Read up on beaming from your Palm, and configure your address book entry as a Business Card so you can beam it to others at the meeting. - Bring a favorite list, picture, etc you can share with others by beaming. - go to [www.PalmDigitalMedia.com](http://www.PalmDigitalMedia.com) and download Palm Reader for the Palm, and for Windows. Get a sample book and read up on them. - go to AvantGo and subscribe and test it. Be ready to share your experience at the next meeting. - List your favorite Palm oriented websites (from vendor, etc) so you can share it at the meeting.

Next meeting - Sunday, March 2nd at 930am We plan to demonstrate -

Continued on page 26 

Smartlist to go Tutorial - they provide over a 100 free database examples like "time tracking" and "auto expenses" for download on the [Dataviz.com](http://Dataviz.com) website. We will try to demonstrate new capabilities each month to show users how to create lists and simple database applications. Bring your palm, and download the free demo software to follow along with us... and we will beam some of the sample applications to share them. - A selected game or two - Member applications - if you have a favorite application, and can bring the application for us to load on our laptop, we can demonstrate it in the Palm Emulator on the projector. If you only have the Palm, the group is small enough to crowd around and look at it. - Game of the Month - i will find one to demonstrate and you can send me email to nominate something. - Links of the Month - we will discuss a few - Hardware gizmo of the month - we will discuss one - Commercial software of the month - we will discuss one. - Shareware application of the month

and remember, "In Palm we trust...our addresses, our to do's, and our electronic life!" ■

## PC Q&A SIG

by *Jim Sanders NOCCC*

The topic for this months SIG was the problems that I ran into with virus detection last month. I receive all of the mail that is addressed to [editor@noccc.org](mailto:editor@noccc.org). That seems to be a target address for all of the scumbags of the world that target viruses as well as an address that is in a lot of peoples computer that use MS Outlook for a mail client. As a result, it is not uncommon for me to receive two to four emails a day that contain the W32.Klez, Nimda, or some other creation of a sick mind. I have been using Norton Anti Virus for several years, and felt that it did a good job of protecting me. That faith was shaken on Feb. 4, 2003. After

a weekend trip, I started downing my accumulated email using Eudora. I was notified that I had 68 messages to download. Several popped up the virus warning screen and I clicked the "Finished" button to have them quarantined. When the NAV detection message popped up on the 23rd message, I clicked on "Finished", that window went away, the computer seemed to pause for a few seconds and then a Eudora message popped up say that the connection had been closed by a foreign host.

I thought that was a little strange, and clicked on "Check Mail" again. The warning window popped up immediately and the above scenario was repeated. After several more tries, each time paying a little more attention to what was happening, I noticed that even though it was the same "23rd" message, that the third through sixth character of the attached file kept changing, ie. CH5564.TXT to CH4457.TXT to CH6622.TXT. I could think of only one answer to how that could be happening, a virus had somehow made it past NAV.

This posed several problems and concerns. What was the virus, what does it do to my system, has it infected any other machine on my cable modem network, will email I send be infected, how do I get rid of it?

The first thing I did was disconnect the machine from the network. The second was to format another hard disk from a known clean floppy disk and install a clean copy of Windows from CD-ROM. I then installed all of the needed drivers and a minimum number of utilities and applications like NAV and ZONE ALARM from trusted media. I then used the dial-up modem to get the latest NAV update from Symantec so that I could avoid hooking back up to the cable modem network. While on the Symantec site, I tried investigating the Nimda worm that the machine couldn't get past, as well as any general information that looked like it might be useful.

That was when I noticed the

comment that NAV auto-update only gets the latest updates every Wednesday and one of the recent viruses was released on Thursday, giving it a whole week to do it's thing before people that rely on auto-update would be protected. I can understand that for several reasons that is the most cost effective way for Symantec to configure their update system, but a NAV user should be aware that a crack that you can fall through is there.

I then hooked the hard disk that I suspected was infected as the slave to the one that I had just prepared. Running the complete scan found nothing. Just to hedge a bet, I ran the Symantec online scan. That took a really long time and didn't find anything. Needing to get my email, I decided to use Drive Image to copy the freshly configured disk to a third disk, boot from that, turn off NAV and down the mail even if it infected that disk. If necessary, I could delete all attachments and use NotePad to copy and paste all the messages to a floppy! I was able to get past the message that the machine had hung up on and get the others in the, now much longer, que as well.

I emailed NAV support about the problem and got the following response: "Jim, in order to troubleshoot the above issue, I suggest that you disable email scanning and see if the issue persists. Disabling email scanning does not leave you unprotected against viruses that are distributed as email attachments. NAV Auto-Protect will scan any incoming files, including email, as they are saved to your hard drive. Email scanning is just another layer on top of this. To make sure that Auto-Protect is providing the maximum protection, keep Auto-Protect enabled and run LiveUpdate regularly to ensure that you have the most recent virus definitions. In order to disable email scanning, please follow the instructions in the Web URL provided below: Title: 'How to enable or disable email scanning in Norton AntiVirus 2002 and 2003' Document ID: 2001082921552806 Web URL: <http://service1.symantec.com/support/>

[nav.nsf/docid/2001082921552806?Open&src=w](http://nav.nsf/docid/2001082921552806?Open&src=w)“This seemed to work, but I am a little confused about what it means. If I turn off email scanning but it still works, did I pay for marketing hype about email protection that doesn’t really mean anything????”

My problems in this area were not over. As there were still some instabilities in my Win98SE system that seemed to be related to recent software installations, so I decided to do a system restore. I had made a backup copy of the Registry files about two months back by simply doing a copy and past to the same windows directory of ‘system.dat’ and ‘user.dat.’ That results in a file called ‘Copy of system.dat’ and ‘Copy of user.dat.’ Booting from a DOS diskette, I used ‘attrib.exe’ to un-hide and un-system the \*.dat files, and then deleted them. I then used the DOS REN command to rename the “Copy of” files to the original name. The system re-booted from the hard disk and seemed to be working better till I tried to update NAV. The update program would get part way through and error out. After several retries, I decided to uninstall NAV and then re-install it. The install seemed to work up to the point that you have to restart the computer. Early in the re-boot sequence a big, red, DOS type error window popped up telling me that the NAV database could not be initialized. Two more of those screens and a final, somewhat demur, small Windows type error window popped up before Win98SE finished loading. The last one informed me that since the database couldn’t be started, I wasn’t protected.

This sure looked like the work of one of the virus worms, but having learned from the previous experience, I tried some searching on Google. I found some references to Symantec Knowledge Base articles that talked about problems that can occur when you have more than one Symantec program installed that uses the common anti-virus engine, for instance NAV and

PC Anywhere. Guess what I just happened to have installed on my computer. The cure was to uninstall both programs in the standard fashion plus do a fair amount of editing in the registry, and then try re-installing. I may have made a mistake while editing the registry, but it still didn’t work right. I took this as the last straw in my reluctance to switch over to XP and started doing so.■

## Advanced CATaloguer 2.3

*By Richard T. Irwin, NOCCC*

The Advanced CATaloguer (ACAT for short) is designed to catalog all types of computer files stored on all different types of drives including cd’s, zips, floppies, and even a hard drive.

I have many Gigabytes of files on many types of different media. I have used other catalogers before, but ACAT 2.3 (Build 30) is most advanced; as in the types of media it will catalog, the way it catalogs and options it gives you for cataloging. ACAT is advanced as it says, but with advancement and the ability to cover more fields comes the increase in difficulty.

I first downloaded the program from it’s website at [www.evgenysoft.com](http://www.evgenysoft.com). I then installed ACAT on an AMD Athlon Thunderbird 1.2 GHz processor with 1 GB of ram and 240 GB of hard drive between my networks. ACAT was only 1 MB in size and installing ACAT was the easiest part of the program.

I first used the program, as most people would, by just diving right into it without reading any help files or knowing what to do. With ACAT I found out you cannot do that like many other catalog programs I have used. I then read the help files and the program icons made much more sense.

First, I started with something easy, like my storage folder on my download hard drive. I was very impressed with the 53 seconds it took ACAT to retrieve the information from a 2.6 GB folder with many different types of files in it. With ACAT you have the options of cataloging as a file, a folder, a file within a folder within a network and even an entire hard drive. That is the hardest part of ACAT that is no harder than clicking a conveniently located icon.

The rest of the program was not only easy to use, but also fun. The fact that a person can then make a report (which is by far the best report-maker for a cataloger I have ever seen) into a html document so people like me in college can know what file to look in without wasting perfectly good studying time is great. I have to give ACAT three thumbs up for their duplication finder. This is the best part of the program. I admit I download tons of free software off the internet and have a remarkably large music collection, but with the duplication finder I can not only save space by deleting the files that are more than one of, but I can also control it to find duplicates by size so I know if I named a file the same thing twice, but with different data.

As far as my over-all opinion about ACAT, I would have to give it my greatest seal of approval. Not only was the program easy to use, after I read the instructions, but it was by far the best cataloger I have seen yet. I recommend ACAT to anyone who not only has a large file collection such as I do, but any person who needs to be organized. ACAT will solve all of your organizational problems. There is not much need for support due to ACAT being that easy to use. Once again you can download ACAT at Evgeny Software’s web site, [www.evgenysoft.com](http://www.evgenysoft.com), with some restrictions on functionality for the trial version, but it is worth the \$34.95 for a single user license. I hope you enjoy ACAT as much as I do.■

# SIG List

Those who have listed an e-mail address would prefer to be contacted by e-mail rather than by phone whenever possible

SIG	Bldg	Room	Time	Leader	E-mail	Phone
Autocad	Wilkinson	111	9:00	Joe Mizer	jmizer@earthlink.net	909-688-9848
Computer Aided Investing	Wilkinson	211	9:30	Bob Krishfield	bobkrish@socal.rr.com	714-532-3096
Computer Security	Science	203	11:15	Dave Keays	rdksoft@sbcglobal.net	714-821-4792
Gaming - PC & Mac	Science	203	9:30	Claire Lemire	NOCCCgamingSIG@earthlink.net	714-740-1058
Genealogy	Irvine Hall	—	2:30	John Johnson	jrosjohnson@juno.com	714-991-3314
Hardware Essentials	Science	306	9:30	Herbert Wong	ocug@singularitytechnology.com	714-968-7264
Hardware Essentials	Science	109	2:30	Herbert Wong	ocug@singularitytechnology.com	714-968-7264
Linux for Desktop Users	Wilkinson	210	9:00	Bob C. Ray	bobcray@pacbell.net	714-634-7520
Linux for Server Administrators	Wilkinson	210	10:00	Bob C. Ray	bobcray@pacbell.net	714-634-7520
Linux Programming Concepts	Wilkinson	210	11:15	Bob C. Ray	bobcray@pacbell.net	714-634-7520
Macintosh	Wilkinson	221	11:15	John Willner	Willner@earthlink.net	714-838-1434
New Technology	Irvine Hall	—	9:30	George Margolin	Inventor@pobox.com	949-645-5950
Office Suites	Science	111	11:15	John Heenan	jc_heenan@csi.com	714-998-7660
PALM SIG	Science	203	9:30	Vance Jochim	vjochim@webworks66.com	714-771-6564
PC Q&A	Irvine Hall	—	11:15	Jim Sanders	jsanders@ligasmicro.com	714-636-5523
Understanding OS's	Wilkinson	111	11:15	Charlie Moore	mooreca@adelphia.net	714-529-9071
Visual Programming I	Science	109	8:30	Anson Chapman	aecrc@hotmail.com	909-860-9515
Visual Programming li	Science	109	9:00	Anson Chapman	aecrc@hotmail.com	909-860-9515
Visual Programming lii	Science	109	10:00	Anson Chapman	aecrc@hotmail.com	909-860-9515
Visual Programming Iv	Science	109	11:15	Anson Chapman	aecrc@hotmail.com	909-860-9515
Windows	Science	111	9:00	James Smith	jamescsmith@bigfoot.com	714-751-2922
Please report SIG changes to ..... Herbert Wong, Jr. OCUG@SingularityTechnology.com						714-968-7264

## Motherboard - continued from page 11

Throughbred worked in the FIC AT31. Back to Fry's. I start to explain that I don't know what the problem is, but this mobo doesn't seem to like the 1800+ CPU and was interrupted by the return person. "I know all about it. I've done five of these already today. They were shipped with the wrong version of the BIOS. I will get you one with the right BIOS."

At this point understanding starts to dawn. The other K7S5A Pro mobo had the same BIOS as the one that I am returning which is why the 1800+ Throughbred CPU didn't work in it when I did the swap. It had been running the 2000+ Palimino core which worked fine in both boards. Why the 1800+ Throughbred core initially worked, and what changed after an hour or so of running that caused it to stop running, I have no idea. I am not happy that the 0.13 micron Throughbred core apparently has sufficiently different I/O timing that I wasted two days on this problem. Prior to the introduction of the Throughbred core, the K7S5A Pro was getting pretty good reviews on the internet.

## Special, one-time photo sig on Sunday, May 4 at 3:30 to 5:00 [p.m., natch]

The SIG will be led by Jim Morrison

Santa Ana College is co-sponsoring this event and has made available the 20-station classroom, A224, on the campus of Santa Ana College at 17th and Bristol in Santa Ana. The building is in the NE most corner of the campus. The classroom is on the 2nd floor, and entered via the south balcony walkway. Parking lots are open to all at that time, so just go into the NE lot under the lifted guard gate. This one time SIG is part of an effort by John Donan to start a Graphics SIG

If we should do so, what would such a SIG entail? Answer: All aspects of digital images, including, acquisition, creation, modification, improving, correcting and reproducing in various media and formats. At the April 6th NOCCC meeting we will present some examples of what can be done using your computer; a sign up sheet for those interested in starting such a SIG and a survey of individual graphics interests of our members. ■

# NOCCC Help Line

The Help Line is in the true spirit of NOCCC, which is to help others to learn more about computers. The following is a list of Help Line Volunteers. The list is organized by the topic that each volunteer is willing to help you with. Please help us to keep this list current. Call or e-mail Ted Williams at 639-1009 or TedWilliams@alum.MIT.edu with additions, deletions, or corrections.



AI  
Amiga  
Apple  
Apple II  
Apple/Educator  
C/C++  
Computer Boards  
Corel Draw  
Excel(IBM)  
Excel(Mac)  
Macintosh  
Macintosh  
Memory/Interrupts  
Modem Hardware  
Modem Software  
Neural Networks  
OS/2  
Pagemaker 6.0/6.5  
PC, Beginners  
PC Hardware  
Quicken 6.0  
Quickbooks 5.0  
Quicken 2000,2001  
Quickbooks  
Quicken Home &  
Business 2000, 2001  
Powerpoint  
Realtime Control  
Robotics  
Tcl/Tk  
Unix  
Windows 9X  
Windows 9X  
Windows 2000  
Word  
Word  
WordPerfect

The names and numbers are in the printed version

## FREE AD SPACE

If you are an NOCCC member, and have a computer-related, non-commercial ad that you would like to have placed on the Internet, visit the *Classified Ads* section of our website at: [www.noccc.org](http://www.noccc.org) or contact Jim Sanders at [jsanders@ligasmicro.com](mailto:jsanders@ligasmicro.com)

Club members are also welcome to post "Wanted" or "For Sale" notices on the kiosk, but please do not tape them on doors, windows, or walls.

New volunteers for the Help Line would be appreciated!  
Macromedia volunteers needed.



color card. Even with this 2-year-old system, all the command strokes and processing was extremely quick.

**Product Support.** Deneba allows a 90 day free service period, after that their fee is \$30.00 for each service call. An extensive help menu can be found on their web site at [www.deneba.com](http://www.deneba.com). Additional help can be found in forum and the knowledge base sections of the web site. I called product support at 305-596-5644 several times. Each time, my questions were answered quickly, accurately and very professional.

**Recommendations.** CANVAS 8 will allow each of us to use our own creativity and imagination to that higher level. It truly is an awesome program. It is easy to learn and to use.

**Product Contacts.** CANVAS 8 Professional for Mac OS X or Windows 98/ME/NT/2000/XP is priced at \$399.95, the full electronic version at \$349.95, competitive upgrades at \$249.95, upgrade and educational discounts are available. A 15-day trial version is available to download from their web site. Deneba software is located at 1150 NW 72 Ave. Miami, FL 33126. For additional information, call 305-596-5644 or access their WEB site at [www.deneba.com](http://www.deneba.com). CANVAS 8 provides that all-in-one graphics solution. ■

## NORTON INTERNET SECURITY & NORTON SYSTEM WORKS 2003

by Donald Rosenfield, NOCCC, [cardar@comcast.net](mailto:cardar@comcast.net)

"Isn't it about time we updated to the 2003 Nortons programs, Donald?"

I agree, Alan. There is one major improvement in this year's program and it isn't even made by Norton; it is just supplied by them. That is Roxio's Go-Back 3 Personal Edition, which I have now used thrice to get myself out of jams. I had a catastrophic shutdown which seemed to lose me my hard drives. Rebooting with Go-Back allowed me to bring up my C: drive as it had been previous to the time when I had tried to install one last program. That program disappeared and Lo! and Behold! everything else was back! Yum. Another time I used it I had to Go-Back 20 minutes further each time until I got my drive back; I never found what the problem was there.

There are other features I like very much. Every week I use the One-Button Checkup. That is a list of up to a dozen or so parameters that get scanned. Then you can click on a button to fix any errors that show up. Every week something shows up, whether it is problems with the registry or disk integrity or whatever. The parameters include: Registry Doctor, Windows Registry Scan, Program Integrity Scan, Free Space Check, Virus Definitions Check, Auto-Protect Check, Last Virus Scan Check, Shortcut Scan, Disk Integrity, and Disk Fragmentation; others can be chosen or some of those can be disabled. The most errors I've had at once was 124!

Of course Personal Firewall and Norton AntiVirus are protecting my system, something that is especially necessary as my computer is connected to the other over four million computers that are the largest supercomputer in history,

running the SETI@Home program looking for messages possibly picked up by the gigantic radio telescope in Arecibo, PR. As I write this I am passing 5000 SETI work units, a major goal for everybody doing this research.

For those who use instant messaging, the 2003 Norton AntiVirus detects and blocks viruses in their attachments.

Web Tools helps prevent dropped dial-up connections. . . . "Wait a second. Donald, you have been on cable modem for years. What do you care about dial-up connections?" Hmm? Some of my readers surely use AOL or MSN or Earthlink, etc. This is for them. Even my wife is on msn.com, a useful play when Comcast cable is down as it was last night. . . .

Intrusion Detection blocks attacks by hurtful Internet attackers and then Auto-Block prevents attacks from the same IP address for thirty minutes. Spam Alert blocks spam coming in on POP3 clients. Privacy Control notifies you when your private information is getting sent over the Internet; you have the option of blocking it or permitting it. Obviously you permit it when you are purchasing something and need to give your credit card information. But I have had other sites request such information from my computer and such attacks were blocked.

Of course, I've been using Norton's Disk Doctor and WinDoctor since we all used 286 computers and Windows 3x. "So, Donald, would you recommend using just one of these programs?" No Alan, both are needed unless you are not on the Internet and never add new programs. Even then I would still want the olio of features in SystemWorks.

I admit to having an installation problem with both Internet Security and System Works on my 1.8GHz P4 using Windows XP Home Edition. I needed to reinstall both programs but I couldn't find a way to delete them from my hard drive. That was strange. I finally called Symantec support and was told to go to the Symantec website and do a Search for RNIS and RNSW and then click on the resultant screens. RNIS is Remove Norton Internet Security and RNSW is Remove Norton System Works. I was then able to reinstall the programs which worked without further problems. Whew! (I didn't have that problem installing on my 2.66GHz P4, my 933MHz PIII, or my wife's 300MHz PII, all using Windows 98SE.)

Go to [www.symantec.com](http://www.symantec.com) and browse their offerings or go to your local computer store. Just don't buy one of those grey area Nortons Suites for about \$19.95 or so. Symantec won't supply you with Virus Definitions, something needed at least once a week. That falls under the aegis of caveat emptor. .... ■



**INTERNET  
WORLD WIDE WEB  
ADVERTISING**

<http://www.citivu.com>  
[web-sales@citivu.com](mailto:web-sales@citivu.com)

- High quality Web pages at reasonable prices
- Fast images
- Take a look - you be the judge
- Lots of satisfied customers

**(909) 948-5150**

NOCCC Member: Jim Peugh

**Orange Bytes is published monthly by:  
North Orange County Computer Club  
P.O. Box 3616, Orange, CA 92857  
(714) 998-8080**

**Commercial Display Advertisements  
are Welcome**

Contact — Editor@noccc.org.

**RATES**

One Page Vertical .....	7.0"x9.5" .....	\$200
Half-page Horizontal .....	7.0"x5.125" .....	\$110
Half-page Vertical .....	3.5"x9.5" .....	\$110
Quarter-page .....	3.5"x5.125" .....	\$ 60
Business Card .....	3.5"x2.125" .....	\$ 20
Center Spread .....		\$400

**Deadline: Tenth of the month**

If you are interested in advertising in the publications of multiple User Groups throughout the region or nationally, you can learn more by contacting the User Group National Ad Program Hal-PC Advertising—dj97@hal-pc.org Please tell our advertisers that you saw their ad in the *Orange Bytes*

**Publication Information**

All opinions expressed herein are those of the individual authors only and do not necessarily represent the opinions of the NOCCC, its officers, Board of Directors, the *Orange Bytes* newsletter or its editors. The NOCCC does not guarantee the accuracy or the correctness of advertising or articles in the *Orange Bytes*, nor does the NOCCC intend to endorse, rate, or otherwise officially comment on products available. Therefore, the readers are cautioned to rely on opinions presented exclusively at their own risk.

**Trademarks/Copyrights**—The mention of names of products in this publication without trademark or copyright symbols does not imply that they are not so protected by law.

**Production**—Camera-ready copy of this issue of *Orange Bytes* was produced with Adobe PageMaker 7.0

Type set with True Type: Times New Roman, Bauhaus 93, Arial and Humanist 521BT fonts

Printed by

**Windsor Enterprises**

**PO Box 731**

**Garden Grove, CA 92842**

**(714) 539-4373 • Fax (714) 539-2170**

**Email: PrintingLady@aol.com**



**Membership  
Renewal**

When you turn in your Membership Renewal check, PLEASE fill out a Membership Renewal Application.

Memberships may also be re-newed on our Website [noccc.org](http://noccc.org)

**QUICK MEMBERSHIP APPLICATION/RENEWAL**

Date: \_\_\_\_\_  I am a new member

This is a renewal; my membership number is \_\_\_\_\_  
*PLEASE PRINT!*

Name \_\_\_\_\_

Address \_\_\_\_\_

City \_\_\_\_\_

State \_\_\_\_\_ Zip \_\_\_\_\_ Phone \_\_\_\_\_

email \_\_\_\_\_

Fees: \$30 per year plus \$15 for each additional family member

Amount enclosed \$ \_\_\_\_\_

MC  Visa \_\_\_\_\_ Expires \_\_\_\_\_

Please make check to **North Orange County Computer Club** and mail with application to:

North Orange County Computer Club  
PO Box 3616  
Orange, CA 92857

# Are You an NOCCC Member?

## Consider all that you get with membership and Join Now

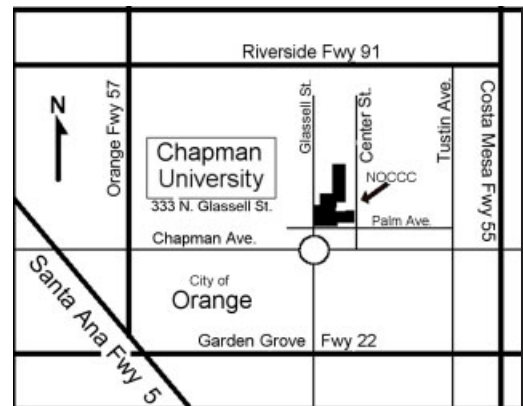
- **Meetings.** Keep up with what's going on in the computer world. Hear outstanding industry representatives make presentations of the latest and greatest in computer products.
- **Special Interest Groups.** Our 20 SIGs cover a broad spectrum of user interest; they invite you, whether you rank as beginner or seasoned computerist, to the lectures and demonstrations they sponsor, and to share computer knowledge.
- **Get help with your current computer problems.** In the Random Access portions of the meetings you ask your question of the entire assemblage, and more than likely someone will have the answer.
- **The NOCCC HelpLine.** Some 20 NOCCC volunteers, experts in their fields, stand ready to assist with your problems, as close as your telephone.
- **The Orange Bytes Newsmagazine.** Our Award Winning newsmagazine mailed monthly to your address reports on current activities and gives you articles and reviews geared toward your needs.
- **Raffles.** We have distributed thousands of dollars worth of hardware and software raffle prizes at our New Technologies and General meetings.
- **Product Review.** Write a review for this newsletter and keep the software, hardware, book or CD-ROM. Members review several products a month
- **Consignment Table.** We have a thriving consignment table on our regular meeting day in which we assist members to sell or buy all kinds of computer items.
- **Volunteer Work.** You are given opportunities to help our activities with interesting assignments. An all-volunteer organization, you can join with other members in a variety of activities, write articles for our newsletter, conducting a seminar, running a SIG, maning the help desk, showing new members around, help the membership committee, and more.

**Parking Information** — Chapman University's main parking lot is on the north side of the campus (enter from Walnut) and is free of charge for NOCCC's meetings on Sunday. Please feel free to park in the parking lots.

Parking is also free on the **campus-side** of the surface streets. The city of Orange's parking laws prohibit parking in front of residential housing which is across the street from Chapman University. **Expensive parking tickets will be issued to violators.**

The NOCCC Information Desk, Membership Desk, Reviews Desk, Consignment Table, and most of the meeting rooms are in Irvine/Hashinger Hall and the Science Center on the east side of the campus (near Center Street).

Become an NOCCC member by signing up at the Membership Desk on our general meeting day, usually the first Sunday of the month. Or simply fill out the form on the reverse side of this page and send it in!



For current meeting information, please call (714) 998-8080 for a recorded message.

**North Orange County Computer Club**  
PO Box 3616  
Orange CA 92857

NON-PROFIT ORG.  
U.S. POSTAGE  
PAID  
SANTA ANA CA  
PERMIT NO 1588

**Address Service Requested**

## Members:

Your expiration month and year appear on your mailing label. Please renew promptly, using the application inside.

**Dated Material - Please Expedite**