



Award Winning Newsmagazine of the North Orange County Computer Club

Vol 28 • No 6

JUNE 2003

\$4.00

NOCCC MEETINGS - June I

9:30 a.m. *Irvine Hall*
NEW TECHNOLOGIES
Herbert Wong Jr

Microprocessor Architecture and Optimizations

See Page 4 for details

1:00 p.m. *Irvine Hall*
MAIN MEETING
Tracy Lenocker

Map making in the digital age

See Page 4 for details

8:30 a.m.

Visual Programming I *Science 109*
Visual Basic and Visual Basic Script for Beginners

9:00 a.m.

Autocad *Wilkinson 111*
Linux for Desktop Users *Wilkinson 210*
Visual Programming II *Science 109*
Visual C++ and Visual J++ for Beginners

9:30 a.m.

NEW TECHNOLOGIES *Irvine Hall*
See box above
Computer Aided Investing *Wilkinson 221*
Member Investment Strategies, Techniques and Software
Hardware Essentials *Irvine Hall*
Microprocessor Architecture and Optimizations.....
Intermediate Linux *Wilkinson 210*
Linux for administrators or programmers
Palms O/S PDA's *Science 203*

10:00 a.m.

Linux for Server Administrators *Wilkinson 210*
Vendors *Science 127*
Visual Programming III *Science 109*
Intermediate and Advanced Visual Basic

11:15 a.m.

Computer Security *Science 203*
domain names, and tracking-down URLs.

Linux Programming Concepts *Wilkinson 210*
Macintosh *Wilkinson 221*
Office Suites *Science 111*
PC Q & A *Irvine Hall*
Jim Sanders • Most questions answered, some problems solved, assorted demos done

Understanding Operating Systems *Wilkinson 111*
Get Help with DOS, Windows 3.1, Windows 9x, OS/2, etc.

Visual Programming IV *Science 109*
Office program development using VB

12:00 Noon

PIG SIG *Argyros Hall Cafeteria*
A lunch get together and talk. See SIG Reports

1:00 p.m. Main Meeting, Irvine Hall

See box above

2:30 p.m.

Digital Photography *Science 111*
PC/Mac Games *Wilkinson 221*
Exploring Mac/PC games. Bring your friends! :-)

Genealogy *Irvine Hall*
Discover your family history with modern tools

Hardware Essentials *Science 109*
Microprocessor Architecture and Optimizations

OS/2 News and Installation *Science 203*

NOCCC web site:
<http://www.noccc.org>

Future Meetings
July 6, Aug. 10, Sept. 7.

Table of Contents

ORANGE BYTES STAFF	2	Logitech Cordless Elite Duo Mouse & Keyboard	12	Membership Drive	22
May Board Meeting Minutes	4	Windows XP Home Edition – The Missing Manual	13	PC/MAC Games SIG	23
June 1st Meeting Preview	4	Adobe Pagemaker 7.0	16	Macintosh SIG	23
Computer Talk	6	Preparing a Review Article for the Orange Bytes	18	SIGList	24
A Free Coprocessor	6	Guidelines for Submittal	19	NEW Digital Photo SIG	24
Siegel Reports	6	Main Meeting	20	NOCCC Help Line	25
Microsoft Office XP Prof. Ver 2002	8	Computer Security SIG	22	Genealogy SIG	26
SendPhotos 1.15	10	Computer Aided Investing (CAI) SIG	22	Hardware SIG	26
Microsoft Outlook 2002	10			PCQ&A SIG	26
PartitionMagic 8.0	11			Are You an NOCCC Member?	28



ORANGE BYTES STAFF

Publication Chairman

Jim Sanders • 714-636-5523 jsanders@ligasmicro.com

Editor - Oversees, edits, and makes final selections of the articles to be included in the Bytes.

Jim Sanders editor@noccc.org

Associate Editor/Production - Lays out and formats in PageMaker the articles received from the editor; prints, and submits camera-ready copy of the Bytes to the printer.

Jim Sanders • 714-636-5523 jsanders@ligasmicro.com

Contributing Editor

Timothy B. Everingham teveringham@earthlink.net

Editor/Reviews • Communicates with the vendors and the members who evaluate products and write the reviews. Rides herd on members to make sure deadlines are met. Also makes sure that a copy of the Bytes gets back to the vendor with the review that was done.

Ted Littman • (714) 779-1936 tedlit@adelphia.net

Copy Editor • Does final proofing of Bytes for typos and misspellings. Ted Littman

Circulation — Oversees the mailing and distribution.

VOLUNTEER NEEDED!!!!

Commercial Swap Meets • Distributes Orange Bytes and NOCCC material at swap meets.

VOLUNTEER NEEDED!!!!

Commercial Advertising • Obtains ads from both national and local vendors for the Bytes; the success of this helps our club finances.

VOLUNTEER NEEDED for local ads!!!!

D J Jennings, National Ads dj97@hal-pc.org

Classified Advertising • Obtains members' computer-related non-commercial ads.

Jim Sanders • 636-5523 jsanders@ligasmicro.com

Help Line • Maintains the volunteer list, and the software and hardware subjects for which they are willing to answer questions.

Ted Williams • 639-1009 TedWilliams@alum.mit.edu

HELP WANTED

User Group Web Page Reporter

To check other User Group's web pages for articles that could be reprinted in the *Orange Bytes*



President's Message

This month marks my final message as NOCCC President. It's been an interesting time. I'm actually looking forward to going to a meeting and not having to worry about anything! Since I've been involved with the club, I've managed the membership database, been the club secretary, treasurer and now the President.



We still need volunteers to help out with the club. We don't have a full list of candidates for next year's board. It doesn't take a lot of time, but we need your help. Many of us have served on the board for several years and would gladly let someone else do it! Please contact George to volunteer.

I also want to thank the rest of the board for all their hard work. They know who they are. I won't mention the names here as they are printed in the Bytes.

George has somehow managed to come up with a speaker every month for the past 16 (we think) years. Many times at a board meeting, he's mentioned he has no idea who the speaker will be the next month. I think that's the inventor side of him talking. After all, a great inventor (not George) once said an invention takes 99% perspiration and 1% inspiration. Getting an NOCCC speaker takes about the same amount of effort.

This month we'll be hosting Tracy Lenocker. He'll be discussing GPS systems and how they are used to create maps. Tracy is one of our founding members. George has been trying to get Tracy here for over a year!

Speakers are getting very difficult to get as many of the vendors don't want to come out on Sunday. The meeting speaker doesn't have to be a commercial vendor. If you have an interesting job, why not consider it as a main meeting topic?

This month also marks the end of our fiscal year. We may break even if all our May and June renewal come in before the meeting.

The next ACP Swap Meet is June 15. Volunteers are needed to sit in the booth for an hour or so. Just show up if you're interested.

See everybody on June 1!

Alan Pearlman
pearlmanA@aol.com



Membership Benefits

*As a valued member, you receive discounts and offers, as part of the entire benefit of belonging. (Caveat - we are unable to endorse these companies and products but make these offers as a service to our members). If you have suggestions for items for this column, e-mail them to **Cathy Grammer-Margolin** at: cgmargolin@pobox.com.*

Orange Bytes on PDF earlier in the month! Members ONLY - Watch your e-mail every month for the Password to get the award-winning Orange Bytes much earlier in the month via PDF file on the www.noccc.org website. Make certain you let us know any e-mail changes (membership@noccc.org) so you can get the jump on all the great reviews and articles

NaturePainter Digital Canvas version 1.1, NOCCC members are offered a special discounted price of \$24.95 (current price is \$39.95, regular price is \$49.95) for the download version. This is a realistic painting program that makes it easy to learn how to paint with oils and acrylics before spending a bundle on supplies. You can take advantage of this pricing by going to:

http://www.naturepainter.net/products_secret.aspx

New Fast Defragmentation Program - VOPT XP—VOPT XP is now out and will work with Win 95, 98, ME, 2000, and XP. By Golden Bow software (www.goldenbow.com). Download a free 30-day trial to see how fast it will defrag your hard drive. Mention "Margolin" to get the user group discount of \$30 or \$10 off the \$40 price.

PowerQuest- New Partition Magic 8

- PartitionMagic v8 (List \$69.95) \$35.00
- Drive Image v5 (List \$69.95) Full System Backup Utility including DataKeeper \$35.00

<http://www.ugr.com/order/> with group code

UGNOVNOCCC. Phone 801-796-7370

Redmond Technology Press—20% discount to User Groups. To receive the discount, user group members need only to order directly from the Redmond Technology Press web site at www.redtechpress.com and identify themselves as a user group member when they give their name (for example, John Doe, NOCCC member).

NewRiders Book Discounts—Please visit www.newriders.com and check out their Promotions section. You can see examples there of some of the UG discounts we have set up for our partners.

Microsoft Press Savings—Save 20% off Microsoft Press books. Visit <http://www.microsoft.com/mindshare/offers/mspress/> and use the code: MCPC, to get your 20% discount. Call 1-800-MS-PRESS to order.

O'Reilly Books at 20% off. Include code: DSUG. Order via phone: 1-800-998-9938, email: order@oreilly.com or online at www.oreilly.com

AOL, Earthlink and Compuserve—If you are a member of AARP, you can get up to 10-20% off each month. Visit AARP at <http://www.aarp.org/benefits-computers/>

May Board Meeting Minutes



The May Board Meeting Minutes are in the printed version of the Orange Bytes that is mailed to all members

June 1st Meeting Preview

MAIN MEETING 1:00 Irvine Hall

Tracy Lenocker will be speaking about map making in the digital age and the use of Geographical Information Systems (GIS). This technology is used to make Thomas Brothers Maps, National Geographics maps, quad sheets for hiking and camping, and the maps you see in the newspapers during our recent conflict. It is also used in automobiles to give driving directions. He will cover how the information is collected from land surveys, GPS receivers, and aerial photogrammetry to form base maps and other features

NEW TECHNOLOGY 9:30 Irvine Hall

Herbert Wong will discuss current PC Architecture and the Chipsets, buses, memory, power supply, etc. that work together to make today's PCs function. Part 2

NEW DIGITAL PHOTOGRAPHY SIG - SEE PAGE 24

Consignment Table

1. The consignment table is for members only. Only current members can place items for sale, but non-members are welcome to purchase items from the table. This is a great place to get some money for your surplus computer items, and help your Club at the same time.

2. The consignment table operates on a 90/10% basis — with the owner getting 90%, and the Club treasury 10%.


3. Fill out a tag on each item! It must contain: Seller's Name, NOCCC Membership Number, Item name, a short description and selling price.

4. Also, fill out the USER LIST with Name, Address, Phone Number. and a complete list of items and their selling prices.

5. All items and/or money may be picked up by the owner at any time, but MUST be picked up no later than 2 PM on day of sale.

6. Any items and/or money not picked up by 2 PM, will become the property of NOCCC and will be subject to disposal at the Club's discretion.

7. NOCCC is NOT RESPONSIBLE in any way for items bought and/or sold at the Consignment Table. Each item is placed and sold on an AS-IS BASIS.



NOCCC Officers

President

Alan Pearlman 714-828-5242 pearlmana@aol.com

Vice President

James C. Smith 714-751-2922 jamescsmith@bigfoot.com

Secretary

John Johnson 714-991-3314 jrosjohnson@juno.com

Treasurer

Elise Edgell 714-544-3589 eliseme@aol.com

Directors

Ted Littman 714-779-1936 tedlit@adelphia.net

Cathy Grammer-Margolin . 949-645-5950 inventor00@pobox.com

George Margolin 949-645-5950 inventor@pobox.com

Else Olovsson 714-832-3155 eolovsson@msn.com

Gerry Resch 714-772-6667 gresch@hotmail.com

Jim Sanders 714-636-5523 jsanders@ligasmicro.com

Herb Wong 714-968-7264 ... ocug@singularitytechnology.com

Past President

Terry Warren 714-633-5467 twarren@alumni.caltech.edu

Editor

Jim Sanders editor@noccc.org

Webmaster

Jim Peugh 909-948-5150 Webmaster@citivu.com

Volunteers, Committees, and Projects

Business Solicitations/Lecture Series

George Margolin 949-645-5950 inventor@pobox.com

Consignment Table

Cathy Shimozone 562-437-1463 shimca@charter.net

Classified Advertising (non-commercial, members only)

Jim Sanders 714-636-5523 jsanders@ligasmicro.com

Commercial Advertising

D J Jennings dj97@hal-pc.org

Help Line

Ted Williams 714-639-1009 TedWilliams@alum.MIT.edu

Membership Database

Elise Edgell 714-544-3589 eliseme@aol.com

Membership Chairman

James C. Smith 714-751-2932 ... jamescsmith@bigfoot.com

Programs

George Margolin 949-645-5950 inventor@pobox.com

SIG Coordinator

Herbert Wong, Jr. 714-968-7264

OCUG@SingularityTechnology.com

Public Relations

Open

University Liaison

Terry Warren 714-633-5467 twarren@alumni.caltech.edu

A Free Coprocessor

By Timothy Everingham, NOCCC,
teveringham@acm.org

You Just Got A Free Coprocessor: The GPU Not Just Displaying Video Anymore. Remember the days of the 486 and before. Then the math coprocessor was an optional coprocessor on your computer. For certain applications the coprocessor really sped things up. Of course, after that the coprocessor functions were then incorporated into the CPU. So the days of the coprocessor were gone, or so we thought.

If you have a fairly new video card you may actually have one of these in your machines. It was not originally designed as a full coprocessor, but software engineers have found ways for it to act as coprocessor. I am talking about the main brain of your video card; your Graphics Processing Unit, also known as the GPU. The GPU has acted as a processor to render two and three dimensional images to then be displayed on your computer monitor. But what if instead of only being able to use that power to export a visual image out of your computer, but return it to the software running on the computer. That is what engineers and programs have found a way to do exactly this. Where this is really a help is in content creation and editing software. That means when you make a change to an image or video or render it to file, or convert image or video formats your system will do it much faster. Examples are software for photo and video editing and compositing and two and three dimensional object creation and animation. There have been plug-in cards that would go into your PCI slot that were very specialized and many times very expensive. However using the more general purpose GPU was not done. However, in the last few years the power of GPUs have been growing faster than that of CPUs. It now makes sense to use it as a coprocessor, especially with the growing speeds of the AGP slot that connects the GPU with the rest of the computer (An 8X AGP slot is 16 times faster than a PCI slot).

For the GPU to be used as a coprocessor the software has to be enabled to do it. And also the software will only work with the GPUs for which it was designed or there are plug-ins for. With this being a fairly new thing, it is probable that only video cards introduced in the last two years will work. Sometimes video card manufactures and software creators work together to come up with these solutions. ATI Technologies and Pinnacle Systems have been working together to such an end. The new ATI All-In-Wonder 9800 Pro Video/Video Capture/TV Card comes with Pinnacle Systems Studio video editing software that allows the ATI GPU to act as a coprocessor. Pinnacle's Edition DV prosumer video editing software is also able to use newer ATI GPUs, with one of their packages bundling the software with including a specialized



version of an ATI All-In-Wonder card instead of the specialized PCI card that Pinnacle had previously offered. Matrox is currently working with some of the professional content creation software developers with their Parhelia series of video cards meant for content creation and surround gaming workstations, and already has some titles working with the GPU as a coprocessor. Nvidia also announced the ability to do this with at least one highly used professional content creation package with their Quadro FX workstation video card.

So now when you look for photo, graphics, and video editing and animation software, you should also look to see if it can use a GPU as a coprocessor and what GPUs/video cards it will do that with. This is new, so most current software will not do this. It will probably only occur if the current version was released very recently or in the next version of the software. For some software it is a matter of installing a new patch, plug-in, or driver. When shopping for a video card you may wish to see if there is software that you are interested in using that will use the card's GPU as a coprocessor. If you have recently bought a high end gaming or content creation workstation card you may already have GPU that is waiting to be used as a coprocessor for image and video creation and editing. This means that not only got a great video card, but also got a coprocessor at no extra charge. As normal with a new technology, it is started out at the high end and then over time it will become available and affordable to the average consumer. And it may not take too long because there are already some consumer offerings.

So video cards are not just for displaying video anymore. Their GPUs can be used as a coprocessor in your creative endeavors with your computer. As new versions of software come out this will become more prevalent. This makes your video card even more valuable that it was before.

Timothy Everingham is CEO of Timothy Everingham Consulting in Azusa, California. Further information can be found at <http://home.earthlink.net/~teveringham>. ■

Siegel Reports

by George Siegel, PIBMUG's Special Correspondent

This month George Siegel tackles dumb applications he can do without, tell users how to avoid hoaxes, and provides a way to prevent virus attacks.

The Sorry State of Software...

For the last six months or so, I've become increasingly irritated by the ever growing amount of

junk that comes with every new software release. You know what I'm talking about—registrations, cookies, tray icons, background processes, pop-up screens, newsletters, affiliate programs, ad infinitum.

At first, I thought maybe it was just me; heavy workload and all that. Then, a couple weeks ago, I helped an old friend set up his new PC and I reinstalled all of his 1997-vintage software including PhotoShop, PageMaker, MS-Office, and a half dozen other major applications. I finished in record time. No hassles, no online anything, no sales pitches. It felt great.

Then, over the next few days, I had to deal with the following:

A PC that suddenly slowed to a crawl after the installation of the 164MB printer driver. (Yes, 164MB of "full printing system" on a \$99 inkjet printer). I replaced it with the 1.12MB lite version from the vendor's website and all returned to normal.

A cheesy checkbook program that analyses your entries in order to make recommendations on how to get out of debt, and apparently is in a position to offer you a bank loan. George Orwell would be proud.

In the midst of all this, I realized the cause of my frustration. My role has traditionally been to "add" software and configuration elements to make a computer do that which a client needed. Today's software does too much, (When was the last time you needed to imbed a sound file in your Word document?) I now spend my time loading additional software to block or remove features that no one wanted in the first place. This is nonsense and we shouldn't be accepting it.

So here's where you come in. As user group members, you've probably tested more versions of more applications than most users.

1. Make a list of the most recent, stable versions of all the various applications that don't have all the junk features. The minimum requirement is that they be Y2K compatible and run on 32-bit Windows.

2. Once you have the list finished, you can make it clear to your computing buddies that there is simply no reason to ever pay for newer versions of those programs until—or unless—the junk is removed, and any real needed improvements in functionality are added.

Here's where to start:

MS-Office 97 does everything that most businesses will ever need. No reason to buy anything newer. If your new PC has Word 2002 bundled with it, remove it and load Office 97. You'll never have to spend another dime for an office suite.

Quicken 2000 (or thereabouts) - It's just a checkbook!! Whatever version you have, keep it. If your new computer has a newer version bundled with it, delete it and load your existing version. It will run faster and work just fine.

Okay, you get the idea, right? It will give you a great opportunity to tick off software companies while enhancing your user group position as champion of the little guys.

Hey, Protect Yourself, Willyya?

You may remember the last time we had a beer, we briefly discussed the general gullibility of new and untrained Internet users, and our ability, through experience, to quickly see through most of the scams and ploys one finds on the Web.

Recently, I was at the office of a client with about six employees, all of whom recently received e-mail accounts. In no time at all, they were receiving all sorts of spam. I learned that they had all been engaging in various risky activities including sending each other e-mail greeting cards on a regular basis, each trying to outdo the other.

I explained that things such as e-cards are a no-no because they exist primarily to gather names for spammers. I went on to say that no one would spend hundreds of thousands of dollars to put up a sophisticated e-card system unless they had a way to recover their costs. And that even on the Web, you can't get something for nothing.

Their response? The sites seemed friendly. Indeed, the sites themselves as well as the e-cards have been created with a disarming, warm and fuzzy feel.

Then the client asked me how to make the spam all go away. I had to tell them that it was too late. They had to either live with, and spend time and energy constantly fussing with spam blockers, or change their e-mail addresses.

I find that my admonishments to clients regarding safe practices are either ignored or rebelled against. It's probably that I'm pressed for time and tend to use a very direct approach. ("Stop that, you idiot.")

The job of every user group member is to use your demeanor and verbal skills to present the best practices employed by experienced users in a positive, compelling way. Teach them what would be roughly the online equivalent of street smarts. The idea is to not only give users the needed information, but also to convince them that doing things correctly is much "cooler" than being duped by every ploy that comes along.

Hey, I got a virus!!

CONTINUED ON PAGE 24



LIGAS Microsystems

Custom Systems - Consulting - Service
Cable and DSL services configured

jsanders@ligasmicro.com

714-636-5523


NOCCC member, Jim Sanders



Your Business Card would look good here!!

For information about
advertising in the Bytes, contact:

editor@noccc.org



Microsoft Office XP Prof. Ver 2002

By Jim Goda, NOCCC

Microsoft Office is a well-known suite of programs for accomplishing common office tasks. I have used Microsoft Office for many years, and have kept up with all previous new releases. Application programs included in the suite are WORD (word processing), EXCEL (spreadsheets), POWERPOINT (presentations), OUTLOOK (mail and personal management), and ACCESS (database). Some configurations include additions that can also be purchased separately such as FRONTPAGE or PUBLISHER (web-related tasks) or VISIO (drawing, flowcharts, diagrams). Each of the applications in the Office Suite is worthy as a standalone program. Having the suite adds the advantages of easily coordinating and re-using data between the programs. For example, a chart generated in EXCEL can be displayed in a WORD document. Furthermore, you can choose to set up a static version of said chart - which does not change, or a dynamic version - whose display in WORD will change whenever you change the EXCEL chart. This capability is not just for EXCEL charts, but also for just about any object generated in any program of the suite. Thus, a document produced from any program can always be "up-to-date" with respect to changes in related documents. Of course, you must perform certain procedures to make this happen, as you create your documents.

Depending on your individual needs, some of the programs are more useful than others. This article addresses the general Office suite. Then one or more following related articles will deal with individual programs in depth.

The review package I received consisted of 6 CD-ROM's and a "Discovering Microsoft Office XP Standard and Professional" manual. Office XP was in a 2-pack that held "Office XP Professional version 2002" and "Office XP version 2002 Media Content". Of the other 4 CD's one was "Office XP version 2002 Step by Step Interactive Training", and the other three were trial versions of FRONT PAGE, VISIO and MSN INTERNET ACCESS.

Before installing Office XP Professional, I had purchased and installed a new 120GB hard drive. I had been using Office 2000 before this change. Normally when I get a new hard drive, I try to upgrade or transfer everything from the old drive. But because I had been

using every released version of MS-DOS and Windows since their inception and all Office versions since 1995, I felt that a lot of "garbage" had built up in my system. Therefore, this time I decided to start from scratch. This meant I would temporarily lose my historical data, but I planned to copy the important files after everything was working on the new disk. This is not a necessary or recommended procedure.

Once my Windows XP was working and updated with Microsoft's downloads, I installed the Office XP Professional disk 1. There were no problems with the initial installation. Since I had chosen to do a new installation, I then installed my old hard disk as drive d: and copied My Documents and other individual old Office 2000 data files from there. This would not be necessary for most installations. Copying My Documents gave me back all of my old Spreadsheets and letters for EXCEL and WORD. OUTLOOK files are not as easy to deal with. By looking at dates and file sizes, I found the current outlook.pst file and copied it. This recovered my old email and calendar items. Then I entered new rules for folders, and fresh email account information.

When I was satisfied that WORD and OUTLOOK were working with my old data, I went to the Microsoft Update site and downloaded all critical upgrades, including Service Packs. This is an easy process because you can allow your system to be scanned for installed or missing updates and then choose to install those you want. The process can be tedious however, because some upgrade items require a system restart. Subsequent repetitive visits to the upgrade site are then necessary until you have them all. After the downloading, I was in a position to evaluate the new Office XP Professional!

The "Discovering Microsoft Office XP Standard and Professional" manual begins with an introduction to the software, and then lists new features that are common to most programs. Those listed are; Task Panes; Speech Command and Control; Autocorrect Options Buttons; Office Clipboard; Office Collaboration Features; Searching for Data; Reliability and Robustness; and Drawing Features. Additionally, there are improvements in each individual Office application.

Task Pane shrinks the on-screen view of the document you are working on in order to present a pane of commands that are always visible. Available commands include Search and Office Clipboard Since the commands are also available on the drop-down menus and task bars, this seems unnecessary so I turned it off, recovering a full document view. Some users may find this feature useful, because it is visible and configurable. You can switch the visible task





pane to select an expanded view of one of several commands.

Speech Command and Control caused me trouble during installation. The speech recognition feature was functional (but not accurate) in OUTLOOK but would not work in WORD. After a frustrating hour or so and two different forays into Microsoft Knowledge Base (KB), I finally found reference to TextBridge instant access as a possible source of this problem. KB gave instructions for fixing the problem. By removing instant access from my startup folder, speech recognition became operational in WORD. I was hesitant to try this feature because I knew that all speech recognition software is difficult to work with, but I did spend time on a few of the supplied training sessions. After initial training I got

“The quake vote, jumped over moviegoers”

“The offering from the on”

“The operating ballot box jumping over the way we will”

for the 3 trials of the sentence “The quick brown fox jumped over the lazy dog” .

After more training

“A quick brown fox jumped over the rainbow”

“The quick brown fox jumped over the rainbow” .

My wife often reminds me that I do not speak clearly, but there is an indication that I could possibly train the speech recognition feature to recognize “most” of my speaking.

AutoCorrect Options Buttons represent an attempt to call your attention to automatic changes made in your document by the spelling checker. Autocorrect has been available in previous versions, but some users do not take advantage of it because sometimes-undesirable changes are made without warning. If turned on, this new option places a button under the changed text. Clicking on the button presents a list of options regarding the autocorrected word. The problem with the new feature is that you don't see an autocorrect options button unless you get close to it with the mouse. This is catch-as-catch-can, so you probably will not even know the button is there.

Office Clipboard is a welcome feature, which can hold up to 24 items. By selecting “office clipboard” on the edit menu, (perhaps this should have been the view menu), you open a task pane, which shows everything that you have copied to the clipboard. You can choose to paste or delete any of the items within the task pane. This no-brainer worked as advertised when I pasted multiple copies of several pictures and other items into a WORD document.

Office Collaboration Features help you share Office documents with other people in your work group. These features are intended for use in organizations large enough to have a server-based network that is managed by a network administrator. I will cover some of my personal experience (small peer-to-peer network) in a future review article on OUTLOOK.

The improved Searching for data combines the Search, which is on the Windows XP start menu, and the Find, which

has been in previous versions of OFFICE. Now, by selecting Search from the file menu or the task pane, you can search beyond your current document and into your entire computer, your LAN, and even the internet.

Reliability and Robustness new features are concerned with recovery from crashes and system hang-ups. Because this evaluation went well, I will not specifically cover them in this review. (A compliment?)

Application-Specific Improvements will be covered in follow-on articles.

Many of the above “new features” have always been available to users of previous versions of Office who have been willing to learn how to find them on various drop-down menus. For those users, it is questionable if these new features have any value. This is because such users have to retrain themselves to utilize the advantages. However, users new to Office will surely use the “new features” quite naturally, and they will benefit because they will need fewer keystrokes to perform the affected operations.

For Office XP running on a Windows XP system, Microsoft recommends 128 MB of RAM, plus 8MB for each application running simultaneously. That means you need 168MB in the unlikely case that you are running all five Office applications together. Recommended hard disk space is 245 MB, with 115 MB needed on the disk where the windows operating system is installed. My computer is a Dell Dimension 4500 1.8 GHz P4 with 640 MB RAM and 40GB disk (recently upgraded to 120GB). Peripherals include a Visioneer scanner, HP inkjet printer, and dial-up voice/fax modem. This computer is networked to a color laser printer and two or three other computers in a wired/wireless network with a cable internet connection. There is a CD burner, a CD/DVD player, and I often connect a digital camera through a USB port. This system is very workable with Office XP professional. I can scan/print directly into/from Office programs with camera, scanner and both printers. Mail can be sent/received through the cable connection and Faxes/Voicemail through the dial-up modem. Data files and documents can be copied between all computers on the network.

Thus, the Office XP Suite continues its tradition as a most comprehensive set of programs that perform very well in the Windows environment. The new features are definite evolutionary improvements that can benefit new and veteran users. Some may be comfortable enough with their previous versions so that an upgrade would not be necessary.

The Pro version of Microsoft Office Suite 2002 lists for \$579 (less a \$30 mail-in rebate) for new users. If you own a prior version, the upgrade lists for \$329. The program is widely available from your favorite retailer and on line. One internet seller had the upgrade for \$250. Microsoft has been circulating a beta 2 version of Office 2003 to reviewers, so you may see this new version on the shelves later this year. ■



SendPhotos 1.15

By Ted Littman, NOCCC

This software is billed as an “email assistant” for sending photos in email messages. If you just got a digital camera and want to show relatives and friends your proficiency in electronic photography, SendPhotos is a nifty program to use. Although there are other ways to accomplish this task (such as the Windows operating system and various photo editing programs), SendPhotos offers the most versatility, capability, and simplicity of the various ways that I’ve tried; and the price is quite reasonable. There is a positive review in PC Magazine (4-22-03) by Craig Ellison.

Here’s how the program works. You first decide on the photo(s) that you want to email from their storage site (hard drive, CD, or other removable disk). Then you select a “stationary” or “greeting card” design from the program to hold the photo(s). There currently are over 50 designs available for a wide range of occasions (like holidays, vacations, sports, hobbies, etc.). SendPhotos automatically sizes the photos to fit the design and number of photos used. You can select the order in which the photos are displayed. In addition to the sizing tool, you can rotate the photos, add drop shadows, and choose a layout.

If you want to, you can then type in captions for the individual photos and write a message for the email. Finally, you address the email and send it to your recipients as you would any other. The recipients will view the photos in the body of the email rather than as an attachment.

SendPhotos has a built-in email program and is integrated to work with Microsoft’s Outlook and Outlook Express programs. If you use a different email client (like Hotmail, Yahoo, Eudora, Netscape, AOL, or Juno), you have to use SendPhotos’ built-in program to send the photos. However, your recipients will see the return address of your regular email client. You also have the option of saving a copy of the sent email to either a SendPhotos folder or one of your regular email folders.

System requirements include a Windows operating system (98, ME, 2000, or XP), Internet Explorer (5.0 or newer), 20 MB free hard drive space, a CD ROM drive, and, of course, access to the Internet with an email server. Installation on my Windows XP partition was simple, fast, and straightforward using the installer wizard. The program can be started from within Outlook or Outlook Express, or in the conventional manner for any program. I tried SendPhotos by clicking on its desktop icon as well as from within Outlook Express and both worked fine. Program updates are available as well as additional predesigned stationary are available from the vendor’s website.

SendPhotos is a product of the Novatix Corp. in Boulder, CO. It was initially released in Dec. 2001. An evaluation copy can be downloaded from www.novatix.com. The list price is

\$29.95 and can be purchased from the usual computer stores as well as online from Novatix or retail sellers. The vendor provides an excellent graphically illustrated step-by-step User’s Guide online as well as a free online newsletter offering tips on digital photography. Other help is available from their website’s FAQs and Knowledge Base. ■

Microsoft Outlook 2002

By Jim Goda, NOCCC

Outlook is for personal information management. Among its uses are email send/receive, calendar scheduling, and contact information storage. There is capability to share appointments and plan meetings with co-workers. You can also create to-do lists, “sticky notes”, and even turn on a journal function that keeps track of actions you perform while using Outlook.

Outlook 2002 is part of the Office XP Suite, and thus shares the powerful integrated features of that suite, which was reviewed in a previous Orange Bytes article. For other reviews and discussions, visit any computer magazine’s web pages or Microsoft’s www.microsoft.com/office/. Like the suite, Outlook 2002 can run under Windows operating systems newer than Windows 95, on a PC with Pentium 133MHz or higher. You may be able to get by with 32MB of RAM and 245 MB of hard disk space on a Windows 98 system, but a more comfortable minimum scenario appears to be 128MB of RAM and 300MB of hard disk space. My own system is a 1.8GHz Pentium 4 with 640 MB of RAM and 120GB of hard disk space, running Windows XP Home edition. It is part of a local area network in my home.

As described in the aforementioned previous article, installation as part of the overall Office XP suite was straightforward and Outlook 2002 caused no special problems. Documentation for Outlook 2002 is included as one chapter of the “Discovering Microsoft Office XP” that came with Office XP.

Several new features are available in this version. Individual users probably are most interested in those features pertaining to email, calendar appointments/reminders, and contact lists.

One new email feature that I use and like is single configuration of email accounts. That means all mail account types are handled together. Previous versions of Outlook had to be configured separately - as Internet Mail or Corporate or Workgroup mail, and you had to go outside of Outlook to access HTTP email. Now you can have multiple mail types within Outlook. For me, this means that I have both my Hotmail and POP3 mail accessible from Outlook, without having to use Internet Explorer to access my Hotmail account separately. Also, if you have more than one email account, you can arrange them into account groups. Outlook can then be configured to use a specific group or all groups, when you





initiate a send and receive operation or when Outlook initiates one automatically. Another new multiple accounts feature is a toolbar button that gives you the ability to choose which of your accounts will be the “sender” of your email. In previous versions, this was hard to change.

Tasks can be handled and tracked separately within Outlook. However, I use the calendar to remind me of appointments, events and tasks. My computer is running 24/7 and Outlook opens on start-up. Whenever I want to be reminded of anything, I simply click “new/appointment” on the toolbar and fill out the form. The form includes a reminder box that, if checked, can be set for an easily changed default “2-days” advance notice. I’ve grown very dependent on the reminders that show up on my screen.

A new Appointment color coding feature in Outlook 2002 lets you set color codes to identify different types of appointments. I’ve chosen green for appointments having a yearly recurrence, yellow for monthly, etc. You can easily set up your own system. Now when I look at a full-month view of my calendar, it is much easier to pick out appointments for which I am looking.

The Preview pane is improved in Outlook 2002. If you select an item in the Calendar, Contacts, or Journal folder, the preview now displays the form as though you had opened the item. I find this new feature to be much more useful than it was in Outlook 2002.

A new contacts feature of interest to users of instant messaging is the inclusion of a blank for entering the Instant Messaging address of a contact in addition to the phone numbers, email, street and other addresses.

The journal function in Outlook can keep track of your emails, programs accessed, and your communications with selected contacts. If you have a dial-up modem, you can even have a journal entry created automatically when you place phone calls from within the contact list.

The journal and other customizable options within Outlook 2002 are adequately documented in the help menu and on the Microsoft web pages.

Outlook 2002 has powerful capabilities in a workgroup environment. I was not able to try them here because my local network is peer-to-peer. These capabilities generally require a network that has a server. In such an environment, you can check free-busy information to schedule meetings with your co-workers, manage joint projects by sharing tasks information, and perform other collaborative jobs. Microsoft offers a “SharePoint Team Services” server to enhance collaboration, and a new feature. The new feature is “Free-Busy Information” via a web server. The server access is free via .NET. Unfortunately, I could not get it to work because you cannot use it with Outlook 2002.

Microsoft provides a way to send appointments to other Outlook users (or any calendar program that recognizes vcard format). Unfortunately, when you send an appointment to an Office 2000 SR-1 Outlook user, he cannot open the email, and gets an error message. Very often, I find answers to such

problems by consulting the Microsoft Knowledge Base online. In this case, I found the problem described in the Microsoft Knowledge Base Article - 307313, but the only useful suggestion was to use a different approach. i.e. – “turn off the meeting reminder before sending the appointment”. I tried this and it overcame the problem by automatically putting the appointment in the calendar, but then the recipient must be aware that he has to turn the reminder back on. I did find that you can circumvent the problem by sending the appointment as a Meeting Request. This updates the recipient’s calendar and retains the reminder setting, when he opens the email.

I strongly recommend this program for those who want to use software for personal information management. I do not understand the technical reasons why one cannot share calendars and appointments directly on a peer-to-peer LAN, and I would like to see a better solution to the vcard problem. However, Outlook can be considered the “standard” program of this type. Evidence of this is that practically all other related software recognizes and can be synchronized with Outlook. Outlook 2002 still has the widely accepted traditional capabilities of its ancestors. There are enhancements that overcome minor deficiencies in previous versions. Using the program provides me with a “good feeling” that tells me it is a mature program. ■

PartitionMagic 8.0

By *Vic Awdeychuk, NOCCC*

PartitionMagic has been around for several years and has seen a steady evolution into a top-notch utility. PartitionMagic 8 helps one to organize and protect your data and at the same time, allowing greater efficiency in your PC work effort.

Installation of PartitionMagic 8.0 was straightforward. The CD Rom comes with DataKeeper 5.0 and BootMagic 8.0, so those applications can also be installed. By default, PartitionMagic 8 installs in its own directory and does not overwrite previous versions or affect the existing partitions setup. However older versions of PartitionMagic and DataKeeper remain on your hard disk and ought to be uninstalled later as a separate operation.

PartitionMagic 8 is fairly simple to use and very reliable. The main window has “pick a task” menu (using wizards for guidance) and “partition operations” menu (for making changes without wizards). A user can Create a partition, Resize a partition, Copy, and Merge partitions. This allows users to better organize the hard disk drives – creating backup partitions, installing other operating systems, redistribute free space, split partitions, and convert partition type (Fat, FAT 32, etc.). It should be noted that a user has to know where he wants to go with his partition setup before starting to move partitions around.

Creating or resizing a partition is easy as the user is led step

CONTINUED ON PAGE 12



Partition Magic- CONTINUED FROM PAGE 11

by step, making selections within the permitted minimum/maximum limits of the hard disk. After having selected the partition setup but before finalizing any changes, the program spells out necessary changes and clearly shows the user a “Before” and “After” disk map of the hard disk. The user can determine whether to ‘Cancel’ the changes or to simply go ‘Back’ to make alterations. In this way a user can fine tune see exactly where he wants to go with the his setup. The “Back” feature is one of the functions I have found most convenient for fine-tuning. When the disk map shows the exact changes that are desired, a click on ‘Finalize’ puts all the changes into effect. The changes and transfers take place with great rapidity – often only a matter of one minute or so. It’s fast!

PartitionMagic 8 supports Windows 2000, XP, Me, 95B, 98SE, and NT Workstation. PartitionMagic also supports external hard drives using USB, USB2, GRUB and FireWire (1394) as well as Linux Ext3 partitions. New features in version 8 include: the DataKeeper 5 backup program, a new versatile file browser, better wizards, improved “Hot” NTFS performance, and support for partitions up to 160 GB. At startup, BootMagic 8 allows the user to select from multiple operating systems, the one best suited for your desired task.

DataKeeper 5 is a useful tool for protecting one’s data files. This program runs automatically in the background. It continuously makes a backup thereby allowing a user to Restore one or more files in event of a crash, or, in some cases, a virus attack. It is also useful in quickly finding any file changes or additions that may have been stored on your PC during visits to Internet sites.

Some users choose to mix all programs and data files into one large partition. If that’s your choosing, you really don’t need this program. On the other hand, there are many benefits in organizing one’s PC data file storage, and that is where PartitionMagic 8 will prove most valuable. With hard drives being so inexpensive nowadays (less than \$1 / GB of storage) one can partition two hard drives having much greater efficiency while insuring more data protection. Proper partition organizing can:

- Reduce churning of program files stored in an OS only and Applications only partitions. (less need for defrag)
- Allow storage of one’s data files into a separate data partition permitting easier backups, faster searching for personal files, and faster selection of file wanting to be trashed.
- Allow one’s use of several operating systems on one PC. This especially helps during the learning period required when upgrading to another OS.
- Enhance one’s ability to protect and retrieve data stored in separate partitions in some cases of software crash occurrences.
- Speed up hard disk performance by storing often used and important data on the hard disk outer tracks while storing

seldom used and junk data on the inner tracks. Inner track transfers data about half as fast as outer track transfers.

First time users, I think, would prefer to see examples of partition setups that have been organized for specific purposes. The Quick Start Guide provided is a 54 page manual, quite small compared to the 154 pg. User Manual provided with the older versions of PartitionMagic. The old manual contained several example outlines. New users could get partition setup suggestions and additional details from issues of Orange Bytes, Sept. 2001 and Aug. 2002 - at: <http://www.noccc.org> or from PowerQuest at: <http://www.powerquest.com/solutions/index.cfm>.

For my PCs, I opted to follow the suggestions of Gene Barlow (PowerQuest, User Group Relations) that

(E:) Apps, (F:) Data, and (G:) Invest Sys, coupled with a removable hard drive used for backup. Periodically, each partition is backed up separately as a complete unit.

This setup works well for me.

PartitionMagic v8, plus DataKeeper 5 - by Power Quest Corp.

PO Box 1911, Ogden, Utah 84059-1911

– List: \$ 70 NOCCC members are eligible for a deep discount reducing the cost to \$ 35. (refer to Orange Bytes, Membership Benefits section for details)

Phone: (801)437-8900; FAX: (801)226-8941. ■

Logitech Cordless Elite Duo Mouse & Keyboard

By Richard Irwin, NOCCC

I tested the product on my Windows XP machine with 768mb of ram and 200 gigs of hard drive space on my main computer. The installation was very easy, giving options of which hard drive I wanted to install it onto, and which directory of the start menu the program should go into. Windows XP “Plug & Play” capability makes it a no-brainer.

Before I was started to use the new keyboard and mouse, I saw one of its possible drawbacks, that is, both the keyboard and mouse each require two AA batteries. This could be a drawback after reading some of the horror stories posted on the web telling about how the batteries went out, usually within two and a half months of “normal” use.

The setting up of the wireless was a little tricky at first, but after about five minutes, I got both the keyboard and mouse working. The main features of this duo product are that it is wireless, the mouse is optical, and the keyboard has a slick new design.

Being cordless is for me the best feature of the duo. I also have a wireless connection in my house and both wireless devices had no conflicts, or they were so small I did not notice.



The major advantage of having both keyboard and mouse wireless is the freedom of mobility. When I work on homework and school projects, the cordless feature allows me to move the keyboard almost anywhere I please and still be able to use it for my work.

Another good thing about the duo is the great design of the mouse. What I mean is, the mouse, when being cupped for use, just fits into my big hands and, according to my mother, the grip is very pleasing for her as well.

As far as being optical goes, the mouse can present a weakness when it comes to being used by gamers. This means that if a person plans to play some of the high-tech 3D enhanced games, a proper joystick, or roller ball mouse would be a better choice.

A feature I did not care for in the keyboard was the spacing of the keys and its constant slowdown rate. I can easily type 60 words or more a minute, but with this keyboard, not only am I slowed down by the constant catching up that is going on, but also the keyboard's keys are designed as if it were going into a laptop. The keys are so close together for my fingers that my keystroke failure rate climbed by five words a minute. Another issue for me with the keyboard is, in fact, the label's highpoint, that is the keyboard's "ultra-comfort." No matter which position I put the keyboard or myself into, I had a problem. After many minutes spent typing reports, my wrists were in pain. This is something I hope Logitech fixes in the future.

Overall the keyboard and the mouse worked OK for me. However, I found that the special keyboard features were difficult to understand. Unfortunately, there is no paper manual to help folks like me and the information on the CD and on the Logitech web site, www.logitech.com, is inadequate. There are several worthwhile detailed reviews on the Internet: www.monkeyreview.com/reviews/review.php?num=213, www.gamershell.com/reviews_LogitechCordlessEliteDuo.shtml, and www.linksys-router.com/rw/electronics/Logitech-Cordless-Elite-Duo-B000. Please email me with your comments or opinions about the Logitech Cordless Elite Duo at tarzapopohead@hotmail.com. I would appreciate your feedback.

The Logitech Elite Duo has a list price of \$99.95. However, it is available at a number of web sites for under \$70 (including S & H, tax) less a \$20 mail-in rebate. At \$100 the hardware is pricey, but at about \$50, it is worthwhile. ■

Share Your Expertise

We wish that all of the articles in the *Orange Bytes* were written by NOCCC members! Why don't you share some of your expertise with the rest of us by writing an article for our Computer Talk section?

Windows XP Home Edition – The Missing Manual

by Jim Goda, NOCCC

The author David Progue is the weekly computer columnist for the New York Times. He is the author of 20 how-to bestsellers, and has created of The Missing Manual series. The subtitle The Missing Manual is derived from the claim on the cover, which says this book is the one that should have been in the box.

The purpose of the book is to serve as a manual with step-by-step instructions for using almost every feature of Windows XP Home Edition. This manual is needed by anyone wanting to read about XP without having to turn on a computer (and look at help menus). The introduction says the main text is aimed at an advanced-beginner or intermediate technical level. For readers who are at a lower or higher technical level, there are special shaded boxes called "Up to Speed" and "Power Users' Clinic". There are various other shaded boxes used to present sidelights to the main text. A few of those are "frequently asked questions", "infrequently asked questions", and "nostalgia corner".

I have used Windows XP for about one year. I am probably a "low-end power user", based upon a long-time familiarity with using Microsoft operating systems. The effect I saw as I leafed through the book was comfortable, with most pages composed of text, shaded boxes, and screen pictures. Nevertheless, when reading, I found some of the screen pictures hard to make out. This was most noticeable in those with white text on a black background. The main text usually describes the information in the pictures, but I found myself trying hard to make out the pictures in order to be sure of this. I found this to be distracting, but cannot recommend a better way to cram so much detail into a book. Making the pictures larger would of course increase the already large number of pages.


The book is organized into six parts and each part has several chapters. Part 1 deals with the items you see on the desktop when you turn on an XP computer. The first chapter starts with a philosophical discussion of Windows as a launching bay, a file cabinet, and a hardware controller. Then there is a very basic lead-in, suitable even for novices, about using the mouse and keyboard. Next, a brief discussion of new features in XP and the new product activation is given. Chapters 2 through 5 go into minute detail about the various uses and options of items you deal with on the desktop, such as Start menu, Windows, Folders and the Taskbar.

One feature new to me is "Hibernate" in the turnoff computer dialog box, but it did not work for me when I tried it. By pressing the shift key, the Standby button is supposed to

CONTINUED ON PAGE 16



James L. Doti, president of Chapman University



George Margolin hands James Doti a \$2000 NOCCC check for the Chapman University Scholarship fund.

Our gracious hosts on the Chapman University Campus

Sheryl Bourgeois — VP University Advancement

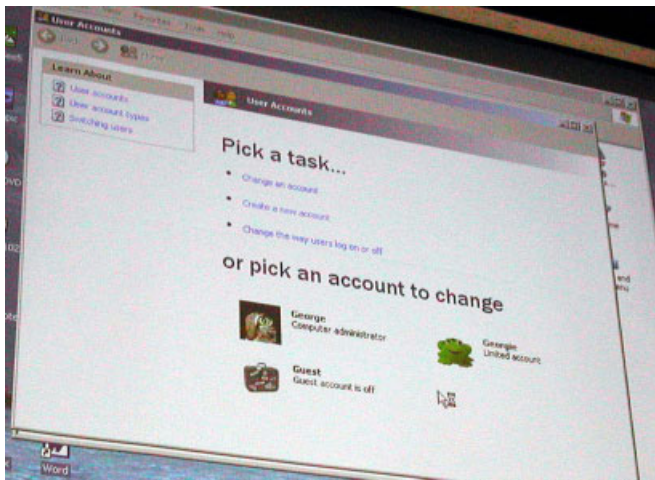


Dr. Arnold L. Shugarman — Ph.D.





John Krill talks about the do's and the don'ts of configuring Windows XP



Photos by George Margolin & Jim Sanders

Checking out the consignment table.



John and Vance check out the photos George Margolin took of James Doti





The Missing Manual- CONTINUED FROM PAGE 13

change to Hibernate. Upon reading further, the book explains that your computer must have BIOS support for this to work. Another useful feature is that you can create your own toolbars on the desktop from any folder. Just click-drag the folder to any unobstructed edge of the monitor screen, and it becomes a toolbar. This works fine! However, a shaded box near the description of this feature points out and discusses that if you close your new toolbar, it is no longer available but can be recreated.

The above paragraph should serve to illustrate the depth of coverage and the presentation style used in this book. It is full of detailed “how-to”s, as well as warnings about “gotcha”s. I found countless features throughout that were interesting to me, many of which I had never heard of before.

Part 2 consists of four chapters covering components of Windows XP. The first chapter (6) describes how to launch and manipulate programs and documents, build file associations, install/uninstall programs, and how to run non-XP software. Chapters 7, 8 and 9 build on the knowledge from chapter 6 to describe in detail what the author calls the Freebie Software. This includes Accessibility Features, Paint, Calculator, Address Book, Notepad, Games and everything else found on the All Programs menu of a pure XP installation (before third party additions). That is everything except Internet Explorer, Outlook Express, Remote Assistance, and Windows Media Player. They are described in other chapters.

The remaining parts of the book are: Part 3 - how to hook up to the Internet and use Windows Online; Part 4 - Plugging In begins with printers and other hardware, ends with maintenance backups and trouble shooting; Part 5 - elements of network accounts, and how to setup and use networks; Part 6 - Appendixes on Windows XP installation, and complete menu-by menu descriptions.

I found this book has countless facts and pointers that I have never noticed or used. As with any book on the subject, it must have been difficult to organize the huge amount of material. I would say the best audience is the reader who wants a handy reference for looking up topics of interest whenever they arise. This is appropriate because of the good organization, and because it has an extensive Table of Contents. On page 115 there is no coverage of the Virtual Memory control center, instead advising that it be adjusted only with the guidance of licensed geeks. This illustrates why I believe the book can be recommended for adventurous readers who like to tweak their XP systems, but falls a bit short for those who look for deeper exploration.

Windows XP Home Edition – The Missing Manual – by David Pogue, Publisher – O’Reilly & Associates (2002), 71 pages. ISBN: 0-596-00260-2. Cost \$24.95 USD \$37.95 Canadian. <http://www.oreilly.com>. (800)998-9938 (in USA or Canada). NOCCC members are offered a 20% discount. ■

Adobe Pagemaker 7.0

By Jim Sanders, NOCCC

It might be interesting to understand why I am reviewing this product in the first place. For a number of years the newsletter of the North Orange County Computer Club, The Orange Bytes, was created by Sam Miller, Dale Blank, and Jim Karsjens. As a Director, I was much more interested in the cost, appearance, content, and timeliness of the publication than I was in how it was produced. Their work and creativity with Pagemaker won several awards for the Bytes, and the Board was happy. Then Sam and Dale had some problems leaving most of the Pagemaker work on Jim Karsjens shoulders. He then went and died on us without even asking permission.

In an amazing case of fortuitous timing, a new club member attended the subsequent board meeting where we were all asking, what do we do now? Nobody on the board had any idea how to put together the newsletter and said so. The new member volunteered that he knew a bit about doing a newsletter in an older version of Ventura Publisher, but nothing about Pagemaker. That if the board didn’t mind him using Ventura that he would give it a try. You probably won’t be surprised to learn that not a single board member had any objections.

As pleased as we were that this saved our derriere, a year later it was clear that the newsletter was not looking the way that the board wanted it to look. I was leading a discussion about what needed to be done to correct the situation. As is often the case in a situation like that, the response is; “OK, we agree that needs to be done, but who is going to do it? Are you volunteering?” As is recorded history, in a moment of utter foolishness, trying to ignore the voice of sanity in the back of my mind that was yelling phrases like, “You don’t have a clue. You have never even seen a Pagemaker screen,” I said yes.

The OJT or “On the Job Training” was rough. Instead of using the features of Pagemaker, most of which I either didn’t even know existed or didn’t understand, I took the last available “Bytes.P65” file, which for a 28 page edition of the Orange Bytes, and started doing things the hard way. One example would be the Table of Contents. I didn’t know that the program could automatically create a Table of Contents from specially marked paragraphs. So when I finally got everything placed, I hand edited the TOC to show what article was on what page. Without the “Bytes.P65” file to use as my boilerplate, I would not have succeeded. But even having the boilerplate was a mixed blessing. It was created by someone who had learned to use some of the more advanced features of Pagemaker and did. It took me a while to figure out that there were multiple different “page masters” much less what they were and why they were.

An assortment of hardware and software problems





complicated the OJT. One CPU chip, two motherboards and one DIMM memory that went South, a fist fight between Norton Antivirus, ZoneAlarm and Eudora that ended up corrupting the Operating System, saved Pagemaker files that would not load, all led me to hope that Pagemaker 7.0 would help make life better when I rebuilt my system with a new CPU, motherboard, 120 GB HD, and XP Pro OS. The new install of PageMaker 7.0 on XP Pro was simple, quick, and flawless. In hindsight, the 6.5 Plus version of Pagemaker probably had little to do with my problems, but it is an article of faith that newer is supposed to be better, and more often than not, it is.

What is Pagemaker? A DTPP. For those of you that are not acronym nuts, that's Desk Top Publishing Program. Some people think Pagemaker founded Desk Top Publishing some 16 years ago. Certainly it has been a major player ever since then. In today's world, there many programs used to create club newsletters. In order of preference as I understand it, word processors like WordPerfect and MS Word, followed by DTPPs like MS Publisher, PageMaker, Quark, and InDesign. Which program is going to be the better choice will depend on several factors. What program you already know, or you know someone who does. The complexity of your publication. The thickness of your wallet. The printing company you are going to use. How steep of a learning curve you can stand.

At \$499 MSRP, PageMaker is a much bigger bite than Publisher's \$129 MSRP. The upgrade price of \$79 is quite friendly. The system requirements as defined by Adobe are relatively modest: Intel Pentium Processor; Microsoft Windows 98, Windows NT 4.0 with service Pack 5 or 6, Windows 2000, and Windows ME; 32 MB of available RAM (48 MB or more recommended); 175 MB of available hard-disk space for installation (200 MB or more recommended); Video card with 800 x 600 resolution and 8-bit/256 colors (24-bit, high-resolution display recommended); CD-ROM drive; For Adobe PostScript printers: Adobe PostScript Level 2 or later. My own experience says you are going to want a lot more than the minimum. To build the Orange Bytes, I find it useful to have MS Word, WordPerfect, Notepad, Eudora, Mozilla, PageMaker and sometimes PhotoShop, all active at the same time. No more than it costs today, I would recommend a 1GHz CPU as a minimum, with 512M of RAM and a large, fast hard disk. I was happy with that setup, but after using my new 3 GHz motherboard, I wouldn't want to go back. I am going to add one more hardware enhancement to my system that this program cries out for, a dual CRT display. There are small windows that show the tools, styles, master page, and text characteristics. Useful items, but they get in the way. Moving them to the second display of a larger desktop would help. One of the features of PageMaker that I use a lot is "Ctrl-right click." This takes the screen from a two page layout view that is great for seeing the over all appearance but too small to read, to a zoomed-in view that shows about half of one page centered on where you placed the mouse cursor in the two page view. It was quick before, but now it just pops between views. The same file on a 233 MHz, 92 MB RAM, 5400 RPM

HD felt painfully slow. Dealing with a 20 MB PageMaker file and several megabytes of linked jpeg photos is simply a large amount of data to manipulate. I have every confidence that the minimum recommended machine would get the job done, but I think I would need a large bottle of patience pills.

PageMaker 7.0 may look like the older version, but it has several new features. One difference is the ability to export the PageMaker publication to the Acrobat distiller that creates a special tagged PDF file that helps the text and graphics look very much the same on lots of different hardware: PCs, Macs, PDAs, even cell phones. Like version 6.5, you can create standard PDF files of any PageMaker documents with just a few clicks. Though it is more a function of the Acrobat distiller version 5 that comes bundled with PageMaker 7, I am pleased that I can create higher resolution PDF files that are smaller than the lower resolution PDF files I was getting from 6.5+ and Distiller 4. This means less storage requirements on the www.noccc.org website and is friendlier to dial-up modem users.

There is a new Data Merge feature in PageMaker 7.0. You can import data and images from spreadsheets and databases. These can be merged into a publication. For catalogs, this is a very useful feature. Publisher can perform only simple mail merges. The Data Merge feature is not automatic. If you change the original data, it has to be re-exported and re-merged. This could be prettier, but compared to what you can do in Publisher, it is lovely. Adobe's website, www.adobe.com, says: "Adobe® PageMaker® 7.0 software is the ideal page layout program for business, education, and small- and home-office professionals who want to create high-quality publications such as brochures and newsletters. Get started quickly with templates, graphics, and intuitive design tools; work productively across Adobe applications; and easily leverage existing content to create customized communications"

The one exception I will take to the above quote, is the "intuitive design tools." The 369 page User Guide contains a lot of information but trying to figure out what it is trying to tell you can be something of a challenge. I read and re-read the section on creating a TOC and it just wasn't making sense for me. I bought "The Complete Reference PageMaker 7" Carolyn M. Connally, published by Osborne and have found that it's 600 pages helps to put the somewhat disjointed facts in the User Guide into a comprehensible framework. Another example is the polygon manipulation commands. If you are able to make the comprehension jump between the factoids in the book and the concept that you can take a hexagon shape and convert it into a star shape, your doing better than I did. PageMaker has a large box of tools that need to be learned before you can use the full power of the program. I would recommend buying Adobe's "Classroom in a Book" and one or more "How To" books. In your spare time you can peruse the 11,000 hits you get from having Google search for "pagemaker tips tricks." The one tip that I couldn't find? How to get the mouse scroll wheel to work in PageMaker. VERY irritating! ■

Reviews Editor's Corner

If you write a review for the *Orange Bytes*, you may keep the item. If you would like to review a specific product (software, hardware, or book), please let me know and I will try to obtain it. If you are interested, please contact me:

Ted Littman

NOCCC Reviews Editor

- (714) 779-1936
- reviews@noccc.org
- TedLit@Adelphia.net

PRODUCTS AVAILABLE FOR REVIEW

A number of products have been obtained from vendors for review by qualified NOCCC members. If you are interested in doing a review (which will be published in *Orange Bytes*), please call or send an e-mail to me and provide your membership number, phone number, and e-mail address.

Boxed Programs and CDs

Backup for Workgroups 1.0 – A new backup & disaster-recovery program for small & mid-size businesses using a disk-based backup program with Windows.

Roxio's Go Back 3 Deluxe – Travel back in time on your computer to undo PC problems & restore the system to normal operations.

Norton Ghost 2003 – Symantec's powerful software for upgrading, backups, & system recovery offers fast, easy protection against data loss with an intuitive Windows interface.

Jasc's Paint Shop Pro 8 – Everything you need to edit photos, create graphics, draw, paint, animate, & organize your images.

Jasc's Photo Album 4 – Everything you need to enhance, organize, & share your digital videos.

3D Home Design Suite Pro 5 – Broderbund/Riverdeep's easy-to-use program that allows home improvement enthusiasts & do-it-yourself architects to design, decorate, & budget interior &

exterior home improvement projects; and create contractor-ready plans.

CrazyTalk Standard Edition 2.5 – The "Talking Heads" program. Make your own still images look like they are talking!

Scopeware Vision – An index utility that simplifies the way you access & use information stored on your computer & shared network drives.

Encarta Reference Library 2003 – Microsoft's great encyclopedia.

Xplay - Enables Windows users to use Apple's i-Pod. It brings to you the power of the ultimate portable MP3 player.

Programs to Download from Vendor's Web Site

RedBox Organizer 5.0 – Award-winning Personal Information Manager for Windows with a comprehensive set of simple-to-use utilities.

WinPatrol Plus 4.0 – A popular program from BillP Studios that monitors & detects changes on your computer system. Alerts you when any new programs are added without your permission.

Watznew 1.9.5 – Award-winning software that regularly checks your favorite web sites & mailboxes & notifies you of changes.

Essential Net Tools 3.1 for Windows - A suite of network tools.

Apycom Java Menu Applets 3.0 - Create cross-browser drop down menus, bars, buttons, etc. for your Website.

Sygate's Home Network 4.2 for 6 Users – The top-notch firewall to protect your home network.

Red Earth Software's Policy Patrol 2 - Protect yourself against e-mail security threats with virus scanning, spam blocking, and other tools.

ViraLock – The first software that prevents the spread of e-mail-borne viruses by preventing them from escaping an infected computer. It is complementary to current anti-virus programs.

Kaspersky Labs Anti-Hacker 1.0 – A personal firewall from Russia.

Designed to ensure reliable defense of home computers from Internet hackers, wherever they are.

IconLover 1.11 - A great solution for extracting, cataloging, and managing PC computer icons.

PicaLoader 1.1 for Windows – A fully automated, multi-threaded, link-following, picture-retrieving robot that will retrieve all the pictures you want from any part of the Internet.

Vicman's Photo Editor Pro 7.0 – A powerful, easy-to-use photo editor from Russia with an intuitive, skin-based interface & lots of powerful features.

PrintMagic 1.1 for Windows – A powerful & flexible utility that lets users print anything from a single character to multiple pages in any application and adds a virtual printer to users' desktops.

BOOKS, the following are currently available:

Windows XP Pocket Reference – A handy, portable guide to the most commonly used features of this operating system by David Karp.

Outlook Pocket Guide – Condensed handbook on Microsoft Outlook for all levels of users from O'Reilly.

To view the most recent list of available Products, email to www.items@noccc.org. The list will autorespond to you. ■

Preparing a Review Article for the Orange Bytes

by Ted Littman, NOCCC Reviews Editor

The following suggestions for preparing a review article for the *Orange Bytes* were extracted from an OCIPUG article and are intended as a guide only. As a reviewer, your audience wants to know your opinion (as an end user) of

the product (hardware, software, book) you are reviewing. Please fully identify the product and its cost so that interested club members may be able to purchase it. After you have tested the product consider these questions:

1. What is the product's stated purpose and does it meet it?
2. Within its category of software (i.e., word processor, spreadsheet, database, etc.), does it stand out?
3. What are its major features?
4. Is it easy to use, even for a novice?
5. Can you quote or reference articles/reviews in the computer magazines?

The following list contains more specific questions that apply to either software or hardware:

1. Requirements:

1. Operating systems?
2. Windows?
3. Memory?
4. Disk space?
5. Is a Mouse supported?

2. **Installation** (do not overemphasize details):

1. Was it difficult?
2. Copy or write protected?
3. Does it allow drive and directory selection?

4. Does it automatically configure system? Can you control it?

3. Information about your system:

1. Hardware?
2. Operating system? Version?
3. Memory?
4. Video display?

4. Documentation:

1. What is supplied? Manuals (paperback, electronic) Tutorial? Templates? Table of Contents? Index?

2. Was it clear, concise, helpful?

3. Is there a troubleshooting section?

5. Product Support:

1. How is the vendor's tech support?

2. Does it cost anything?

3. Is it a toll call?

4. Does the vendor provide Internet support?

6. About the product:

1. What comes with the product?
2. What is the cost? (list & street)
3. Version number? Release date?
4. How difficult is the learning curve?
5. Would you buy/use the product?
6. Do you recommend it?
7. What don't you like about it?
8. What improvements or changes would you like to see?
9. Can the software be downloaded from the vendor's Web site; is there a free trial period before buying?
10. What warranty is there on hardware?

7. **What are the Name, Address, Phone number (including 800#), and WEB address (e-mail & URL) of the vendor?**

After you have answered all these questions you should have enough information to write your review. Please be precise but do not make it so technical that only a few people can understand. Please advise the Orange Bytes Editor if you need graphics, pictures, or illustrations to get your point across. ■

Guidelines for Submittal

Important! Please limit the length of your submittals. We request you limit general articles and software reviews to a maximum of 1300 words, SIG reports to 700 words, book reviews to 600 words, low cost CD-ROM titles to 600 words, and more sophisticated CD-ROMs to 1000 words. As far as the minimum is concerned, we'd just like to see you do justice to any general article or to any product that's reviewed. An expensive software package (\$300-700) deserves at least 1,300 words. An inexpensive program (\$50 or less) might have 500 words. Reviews must be completed within 2 months so that the Reviews Editor (Ted Littman) can,

in a timely manner, send a copy to the vendor. If you change your mind about doing the review, please call him (714)779-1936 ASAP to make arrangements for returning the product for reassignment. We hope you enjoy writing your review.

You can now e-mail articles directly to the Editor through the North Orange County Computer Club's Web Site: editor@noccc.org or just give the file on disk and printout directly to Alan Pearlman (President), Jim Sanders (Publications Chm.), or Ted Littman on the next meeting day. If you e-mail your review, please send a copy to TedLit@Adelphia.net.

To transfer your article from your Windows word processor, click at the beginning of the article with your mouse, shift down arrow to the end of the article, then Edit Cut (^C), open your e-mail program, and Edit Paste (^V). This will convert the file to ASCII. If your article is too long to include in an e-mail, please save as ASCII file with a .TXT extension. Then zip the article and attach it to your e-mail.

All documents should have flush left margins, and double carriage returns (skip a line) between paragraphs. The editors will bold your paragraph headings, etc., in order to obtain consistent formatting throughout the Bytes.

Don't use CAPS for emphasis; that's like shouting at someone! We usually have to delete and retype them, which can be a lot of work. CAPS are reserved for computer commands or file names, like AUTOEXEC.BAT or KNOW.TXT. For titles of books and software, capitalize the first letter of each word. We will add the underlining in PageMaker.

Also please spell check your article, and try to follow the ordinary rules of grammar. Don't use columns, tabs, indents, justification, hyphenation or formatting codes. (If columns or tables are absolutely needed, send us a hard copy to guide us.)

We will look forward to seeing your review in print and on the Web site. ■

Main Meeting

By Eric Saca, NOCCC

In May, our very own Windows expert, John Krill, joined us for an open question and answer session, to help us solve our worst problems in Windows XP.

The meeting was opened by President Alan Pearlman. He announced that the election for new officers would happen at the June meeting and the following people were already nominated: Cathy Margolin – President, John Johnson – Vice-President and Elise Edgell – Treasurer.

Cathy mentioned that the Secretary position was open and invited everyone to make a nomination (or volunteer). She also encouraged everyone to continue making nominations for any and all positions by e-mailing George Margolin (inventor@pobox.com). Nominations will continue until next meeting.

Alan noted that Chapman University would be starting some construction before the June meeting. After graduation, the school planned to take down and rebuild the library (adding a small coffee shop). This would make access to various rooms difficult at the next NOCCC meeting. (The university was also adding wireless network connections for students with laptops.) Alan asked everyone to be aware of that when coming next month.

Jim Morrison announced a special one-time digital photography SIG that he was leading that same day (May 4th) from 3:30 – 5 PM at nearby Santa Ana College, which had made a computer room available for the event. (This event was partly to determine interest for establishing an ongoing digital photo SIG.)

Cathy introduced John Krill, who provides a website for helping people with Windows –

www.windowsassistance.com. And she “worked” the computer so that John could be able to give us his animated presentation.

John started out by asking the audience three questions: Who is using Windows XP? (Many raised their hands.) Of those people, who uses the multiple user feature to share their computers? (Some raised hands.) Of those, who is using XP’s security features to limit the access of their other users. (One person raised his hand.)

John said that XP’s multiple user and security features were the whole reason for buying the operating system. He suggested that everyone who uses XP without taking advantage of these features should just go back to Windows 98 and get their money back.

John then advised all XP users to configure their security so that only the Administrator account has full access to their system. This account can then be used for its original intended purpose – administering the system, e.g. installing software, managing users and configuring security. Personal accounts should have limited access because they are used so frequently. Using a limited-access personal account will prevent you from wiping out your system with an absent-minded mistake. It will also help prevent you from contracting computer viruses when browsing the Web. (They will not be able to access the Windows folders or the registry to install themselves.)

John then opened the floor to questions. The first member asked him what firewall he recommended for XP. John said that there are a number of good firewalls available; he uses ZoneAlarm.

The second member said that he was getting an error message on startup, “Autochk program not found.” He was wondering if John knew of a solution. John had not encountered that specific message before and it did not provide enough information for him to know exactly what was wrong. However, he

suggested that the member look at his Run registry setting, at:

```
HKEY_LOCAL_MACHINE  
SOFTWARE\Microsoft\Windows\  
CurrentVersion\Run
```

Most likely, he would find the problem related to something loading there. Cathy recommended turning off Win XP’s Error Reporting feature.


The next member asked if she should use passwords for limited-access accounts. John said that yes, it is always good practice to use passwords, especially when accessing the Internet.

As John answered that question, Cathy had used google.com to look up Autochk program not found. She announced that she had found an article about the problem in Microsoft’s technical support Knowledgebase.

A member asked what anti-virus program John recommended. John said that at www.antivirus.com, you can download a perfectly good program called PC-cillin. You can also perform a free virus scan from that website.

John mentioned that most viruses are contracted these days by opening e-mail attachments. He recommended to never open attachments from anyone – unless they send you another message in advance to advise that they’re sending an attachment and to explain what it is.

Another member said that her system freezes frequently and intermittently, now that she installed Win XP. John said he believed that she had an insufficient memory problem. Someone asked how much memory he suggested to get for Win XP. He replied, 64 megabytes minimum and 128 recommended. He said that memory is rather cheap these days and he recommended buying all you need. (Cathy suggested that the woman’s problem might have also resulted from running old DOS-based programs.)

Members began to ask John about the quality of specific programs released for Win XP. One special 

program with which he was familiar was Partition Magic. He highly recommended it for managing hard drives.

Someone asked John how he configures his drive partitions. He said that he always sets up his system with four partitions – the first for the Windows operating system, the second for all applications and programs, third for all data files and fourth for the swap file and temporary directories. He configures all partitions with the NTFS file system for maximum security. A member then asked if there is a built-in feature to change to NTFS from another file system. John said that yes, Windows has a feature to convert to NTFS. However, after you do, you cannot change back.

In considering ways to optimize hard drives, Cathy mentioned the powerful VOpt utility by Golden Bow Software for defragmenting hard drives. (The website is www.goldenbow.com, and NOCCC members can get a \$10 discount by mentioning George or Cathy Margolin in their email to Golden Bow.)

She also had experience with one of the programs that the members asked about – Norton SystemWorks. She highly recommended it, as it comes with both Norton AntiVirus and Ghost (a great tool for system backups). She said that SystemWorks was available at most computer shows for next to nothing and she advised getting either the 2002 or 2003 versions.

A member said that he had installed Gator and then could not fully uninstall it later, no matter what he tried. John was not familiar with the program. However, Cathy had experienced a similar problem. She advised going to Download.com (download.com.com) and getting Spybot - Search & Destroy, a program recommended by both PC Magazine and Steve Gibson for cleaning off unwanted applications.

Someone asked how to get into the registry to edit it in the first place. John walked them through it: Start à Run à regedit <Enter>.

John then mentioned some helpful Win XP features. First, he explained

how to use Run as... to launch a program with system administrator privileges – even if you are logged in with a limited-access account. Next, he explained Program Compatibility Mode that allows you to trick older programs into thinking they are running on earlier versions of Windows. (Both of these features are explained in detail in the Windows on-line documentation and the Microsoft website.)

Noticing that the desktop on the screen looked like that of an earlier Windows version, a member asked how the desktop was setup that way. John then demonstrated how to switch to the Windows Classic desktop – as well as the Windows Classic Control Panel.

As John was changing the desktop features, he recommended that before experimenting with your own desktop appearance, you should save the current settings as a desktop theme. Then if you ever need to return to its previous appearance, you can just load that theme.

He mentioned that there is an article on his website (windowsassistance.com) that explains how to shut off Win XP desktop features that drain resources. By following the suggestions in that article, you can speed up your desktop.

Someone asked what books John recommended on Win XP. He suggested the Missing Manual series. Another member suggested the Inside Out books. He agreed.

John mentioned two extremely helpful Windows utilities on the Microsoft website – TweakUI, and for those losing their sight, Magnifier, which allows you to expand certain parts of the screen.

Someone asked what advantages Win XP Professional offered over the Home Edition. John said that the main advantages are the encryption, remote control and built-in zip features. He also mentioned that Win XP Professional systems can join a Windows 2000 network domain.

The same member asked if Professional runs better. John said that it definitely does not. Both editions

have exactly the same Windows kernel. They are both just as powerful and just as fast. There are no efficiency differences between the two.

One member mentioned that other computers couldn't see his workstation when he plugged into a network. John said that you need to run the NetBEUI protocol to become visible on some networks.

Someone asked about the advantages/disadvantages of the built-in Win XP firewall. John said that it does not check items going out of your computer into the Internet. Cathy recommended getting ZoneAlarm.

A member asked how to use the Windows Update feature. At the keyboard, Cathy demonstrated the procedure: Connect to the Internet, launch Internet Explorer, click the Tools menu, then Windows Update. (Follow the instructions from there.) Cathy recommended keeping Windows, Office and Outlook continuously updated to protect from viruses.

Someone asked how to increase the space to add taskbar icons. Cathy showed how to uncheck the Lock Taskbar setting in the taskbar properties.

Before John concluded, he mentioned that everyone should remember the useful Windows shortcut keys – Ctrl-X for cut, Ctrl-C for copy, Ctrl-V for paste and Ctrl-A for select all.

Next Meeting – We'll be having Tracy Lenocker, one of NOCCC's founders, former President and all around guru. He's a Civil Engineer (as opposed to an un-civil and dirty, rotten, nasty, engineer) and his current professional specialty working with THE major mapping company, GIS, is Map Making using GPS and the multitude of Computer aids available today. He'll take us through much, if not all of the process of making the maps we all use. He'll show us satellite photos and will go from there. VERY INTERESTING and a GREAT Presenter. Charming devil too. DON'T MISS IT – you may never have a chance like this again. And it's a free part of belonging to NOCCC. Bring your friends! ■

Computer Security SIG

by Dave Keays, NOCCC

In the May 2003 meeting of the Security Group, we had a nice little chat about how a network tool call DNS (dynamic name resolution) works, and how it can be abused. (While a DNS attack is rather rare, it has devastating results when it is successful.)

This month's topic was an extension of last months topic; how your browser figures-out where to go when you give it a URL. (For example; "www.Google.com" goes to IP address 216.239.33.100). While in April we talked about how name resolution can be done on your computer (with the "hosts" file), in May we talked about how the same thing is done on large networks like the Internet. We also talked about some of the problems such as the fact that there are 13 computers necessary for the internet to run correctly. They were recently the victims of a DDOS ("distributed denial of service") attack. Basically, a whole bunch of computers started sending those 13 computers so much internet traffic, nothing could else could get through. (We Southern Californians see the same kind of thing happening on the north bound I5 almost every evening.) This time, the consequences were minimal because the internet allows for those computers to be absent for a while. However, if the attack had gone on a few more hours, those 13 computers would be needed again and all internet traffic would start grinding to a halt. This is an example in both the Internets vulnerabilities and it's resilience- after all it is claimed that it was originally built to withstand a nuclear war.

Some good places to go for more information are; the O'Reilly book "Bind And DNS", and "The unofficial guide to ethical hacking" by Ankit Fadia. The

book by Ankit Fadia has an excellent explanation of DNS on pages 392 to 398. Written by an 18 year-old savant in computer science, it explains computers in a very down-to-earth manner. (Personally, I bought the book because of his easy-to-understand writing style I had seen on the internet. Then I was surprised to read the book's introduction by his High School principal (Dr. S. Chona, principal of Delhi Public School in New Delhi India). Was I thrown a curve by the fact that he was half my age, or that English may not have been his main language? One way or another, this is an excellent guide to Perl programming, TCP/IP, HTML, C++, viruses, batch programming, and more. The main reason I wanted to delve in to DNS, was to understand how to read a URL. A domain name is just a bunch of strings from the right, separated by a period. (For example: GROUPS.GOOGLE.COM is in the COM domain which includes GOOGLE which includes GROUPS. So just looking at the URL you know that GROUPS is inside GOOGLE, and that if you are going someplace else then it's time to start being suspicious.)

If you have any questions about a particular URL (like who's responsible for the domain name and any changes), you can use MicroSoft's "NSLOOKUP" by entering a DOS command prompt and typing NSLOOKUP. If you want a windows GUI, go to:

www.SAMSPADE.ORG

and download:

"SAMSPADE.EXE".

By the way, I gave you a bad link last month. I mentioned the Gorilla Design Studios as a good place to learn about the "hosts" files (and a whole lot more). Unfortunately, I sited the wrong web site. The correct one is "<http://accs-net.com/hosts/>". Sorry about that.

Next month, we'll be discussing a similar topic: address resolution. We'll go into the commands ARP and RARP, how these commands can be used when a network isn't working right, and how they are used by routers and switches.

■

Computer Aided Investing (CAI) SIG

By Bob Krishfield, NOCCC

The tone of this month's meeting was a lot more pleasant, since the market had risen over 300 points for the month, continuing the gains from March, and finally getting to the levels where this year began. About half of the members showed confidence in this market by committing new money into the market this past month. Member's votes correctly picked the direction of the Dow this past month. From this point, market direction is not clear. This is reflected by a mixed outcome of the votes of where the Dow will be by June's meeting.

We focused on stock evaluation, and the two steps in choosing to buy/sell a stock: selection and timing. Selection should consider: the fit of the stock into your portfolio, risks of a major price drop, the target price rise before the next downturn, and the timeframe of the investment — how long can you wait for the stock to make a move, or recover from a drop. Fitting a stock into your portfolio first involves your diversification strategy. That is, a highly focused approach — or a diversified, balanced approach. By focusing on an industry or sector, returns may be greater as most of the stocks in that industry or sector will move together, but the risk is a lot higher. If there is a bad move or none at all, and the stocks are highly correlated, they will all suffer

Membership Drive

Please tell more people about the advantages of membership in NOCCC.

together. Often these moves are highly volatile, make large swings, and require close supervision. Action may be needed hours or minutes after a large move, to protect profits or stop losses. Diversification reduces the sensitivity of a set of stocks to sector or market swings; stocks are selected that are not highly correlated. Some will go up when other go down. This can reduce gains, but yield more reliable profits by reducing the maximum drawdown. The other benefit is that you don't have to watch your portfolio every minute the market is open. A list of stocks with low correlation to the SP500 was handed out (and is posted on the web site) for further evaluation.

For timing, we must decide on the direction the stock will take in the near term, and long term. We look at the direction and trend of the market as the first step. The basic rule is go with the trend, and not to bet against it. Trend lines and 50day & 200 day moving averages are the most common tools for establishing basic market trends. Next we look the individual stocks on our watch list using charting and technical indicators that describe price momentum and velocity, and its relative position from recent highs and lows. This identifies the position of the stock for how much it might rise and fall, and the resistance and support levels. If the stock is at the top, the potential return is low versus the risk of dropping. Some times the momentum will take the stock to new highs, but that usually needs strong market or sector momentum. Momentum can be measured by the crossing of two moving averages. If the time is not right for a buy, then determine what conditions must exist to make a buy decision, or consider a short sale.

This is a big subject and there was a lot of interest in it, so we will continue next month. Members are encouraged to participate in these discussions by bringing in their picks so we can look at them together and make some collective assessments. ■

PC/MAC Games SIG

by C. Lemire, MA

Exciting news! The game developers are rapidly signing up every 3D artist they can find! The contracts for projects had been held off for various reasons making skilled animators wonder if they could survive the drought.

Now the industry is booming to meet project deadlines. See Tim's article in this edition of the Bytes for details.

Attending members shared experiences with a variety of computer games and

offered ideas for downloading and playing. Come join us for the latest games info. 2:30 pm 221 Wilkinson Hall, NOCCC Sunday.

nocccgamingsig@earthlink.net ■

Macintosh SIG

by John Willner, NOCCC

willner@earthlink.net

Claire Lemire gave her report on last month's MUG activities, which incidentally wasn't at HMS Queen Mary. Those who went aboard the Queen had to park for \$8, and that turned off a lot of potential attendees. At any rate, there is much going on in Cupertino, and there are many user's groups opting to share their knowledge.

The new 17" notebooks have just begun to arrive in stores. They have aluminum alloy cases that don't scratch as easily as titanium and backlit keys that can be set to turn on automatically in low light. Besides having a screen that fits the current theater and TV aspect ratio, it can be used to display two pages side by side. Another handy

capability is placement of tools (such as the inspector) off your work so that it isn't partially covered. Outputs include both firewire and USB2, which is quite fast. This is the power book a bunch of vendors will be copying in about a year.

As for new software, DVD Studio is due in August. It will come with a number of upgraded features and a set of professional templates. This DVD producer has been receiving accolades from the industry and will list for \$999.

Another major award winning upgrade will be for Final Cut Pro 4, due out in June. It seems that inputs from professionals will make this an even better product. Acceptance by the industry has been high. In fact quite a bit of war coverage in Iraq was accomplished using Final Cut Pro. More and more TV shorts are being developed using this program.

Of course, the latest product is the new ipod, and the press has been having a field day writing about Apple getting into the music business. The 99 cent charge for legal downloading was considered to be acceptable. Ipod is smaller, lighter and now has sufficient memory to hold 2500, 5000, or 7500 songs. I held one in my hand this past week, and it was both impressive and not black, as some had assumed. It has a new output connector to expand connectivity with hi-fi systems, computers, recorders and other equipment.

I have been negotiating with Chris Burke, Apple Solutions Consultant in City of Industry to speak at our next meeting. ■



SIG List

Those who have listed an e-mail address would prefer to be contacted by e-mail rather than by phone whenever possible

SIG	Bldg	Room	Time	Leader	E-mail	Phone
Autocad	Wilkinson	111	9:00	Joe Mizer	jmizer@earthlink.net	909-688-9848
Computer Aided Investing	Wilkinson	211	9:30	Bob Krishfield	bobkrish@socal.rr.com	714-532-3096
Computer Security	Science	203	11:15	Dave Keays	rdksoft@sbcglobal.net	714-821-4792
Digital Photography	Science	111	2:30	Jack Donan		
PC/Mac Games	Wilkinson	221	2:30	Claire Lemire	NOCCCGamingSIG@earthlink.net	714-740-1058
Genealogy	Irvine Hall	—	2:30	John Johnson	jrosjohnson@juno.com	714-991-3314
Hardware Essentials	Science	306	9:30	Herbert Wong	ocug@singularitytechnology.com	714-968-7264
Hardware Essentials	Science	109	2:30	Herbert Wong	ocug@singularitytechnology.com	714-968-7264
Linux for Desktop Users	Wilkinson	210	9:00	Bob C. Ray	bobcray@pacbell.net	714-634-7520
Linux for Server Administrators	Wilkinson	210	10:00	Bob C. Ray	bobcray@pacbell.net	714-634-7520
Linux Programming Concepts	Wilkinson	210	11:15	Bob C. Ray	bobcray@pacbell.net	714-634-7520
Macintosh	Wilkinson	221	11:15	John Willner	Willner@earthlink.net	714-838-1434
New Technology	Irvine Hall	—	9:30	George Margolin	Inventor@pobox.com	949-645-5950
Office Suites	Science	111	11:15	John Heenan	jc_heelan@csi.com	714-998-7660
PALM SIG	Science	203	9:30	Vance Jochim	vjochim@webworks66.com	714-771-6564
PC Q&A	Irvine Hall	—	11:15	Jim Sanders	jsanders@ligasmicro.com	714-636-5523
Understanding OS's	Wilkinson	111	11:15	Charlie Moore	mooreca@adelphia.net	714-529-9071
Visual Programming I	Science	109	8:30	Anson Chapman	aeccrc@hotmail.com	909-860-9515
Visual Programming Ii	Science	109	9:00	Anson Chapman	aeccrc@hotmail.com	909-860-9515
Visual Programming Iii	Science	109	10:00	Anson Chapman	aeccrc@hotmail.com	909-860-9515
Visual Programming Iv	Science	109	11:15	Anson Chapman	aeccrc@hotmail.com	909-860-9515
	Please report SIG changes to			Herbert Wong, Jr.	OCUG@SingularityTechnology.com	714-968-7264

Siegel Report - continued from page 7

Want some golden rules to prevent getting a computer virus?

1. Don't trust any attachment; scan each one. (But what else is new?)
2. Update your antivirus signature today.
3. Do a quick, free Internet scan with www.commandondemand.com.

Or, if you use MS-Outlook and are tired of playing this silly game, then download and install the Outlook e-mail security patch, by itself or included in one of several other service packs. It blocks all conceivable active attachments and is nicely described at www.slipstick.com/outlook/eseup.htm.

Copyright © 2003 by George Siegel. Reproduced with permission. Article reproduction coordinated by Steve Bass, Pasadena IBM Users Group (PIBMUG). George Siegel is a top-notch computer consultant specializing in networking. He is a long-time PIBMUG member and advisor to the last four presidents. ■

NEW Digital Photo SIG

This Sunday, June 1, at 2:30 in Science 111

The SIG will be led by John Donan

The new SIG plans to cover all aspects of digital images, including, acquisition, creation, modification, improving, correcting and reproducing in various media and formats.


The first meeting of the SIG will, in part, be a discussion by those present about the direction they would like to see the SIG take. What areas of expertise different people have and what they can contribute to the knowledge pool.

The computer display hardware is still being worked out. If anyone has a laptop and or a ZIP drive they can bring, please do so.

■

NOCCC Help Line

The Help Line is in the true spirit of NOCCC, which is to help others to learn more about computers. The following is a list of Help Line Volunteers. The list is organized by the topic that each volunteer is willing to help you with. Please help us to keep this list current. Call or e-mail editor@noccc.org with additions, deletions, or corrections.



AI
Amiga
Apple
Apple II
Apple/Educator
C/C++
Computer Boards
Corel Draw
Excel(IBM)
Excel(Mac)
Macintosh
Macintosh
Memory/Interrupts
Modem Hardware
Modem Software
Neural Networks
OS/2
Pagemaker 6.0/6.5
PC, Beginners
PC Hardware
Quicken 6.0
Quickbooks 5.0
Quicken 2000,2001
Quickbooks
Quicken Home &
Business 2000, 2001
Powerpoint
Realtime Control
Robotics
Tcl/Tk
Unix
Windows 9X
Windows 9X
Windows 2000
Word
Word
WordPerfect

The NOCCC Help Line names and numbers are in the printed version of the Orange Bytes

FREE AD SPACE

If you are an NOCCC member, and have a computer-related, non-commercial ad that you would like to have placed on the Internet, visit the *Classified Ads* section of our website at: www.noccc.org or contact Jim Sanders at jsanders@ligasmicro.com

Club members are also welcome to post "Wanted" or "For Sale" notices on the kiosk, but please do not tape them on doors, windows, or walls.

New volunteers for the Help Line would be appreciated!
Macromedia volunteers needed.



Genealogy SIG

by John Johnson, NOCCC

We looked at a couple of WEB sites that provide downloadable programs to convert GEDCOM files to html for WEB publishing. These are free downloads are GED2WWW from lesandchris.com and GedPage from frontiernet.net. There is also a genealogy tutorial available from leisterpro.com that is called GedCom101. Bring your genealogy questions next month and we will try to answer them.

Hardware SIG

By Herbert Wong, Jr., NOCCC SIG Leader

The New Technologies/Hardware SIG topic for May 4, 2003 was "**Basic PC Architecture.**" This was the first of a series on the major sub-systems of a personal computer.

The goal was to provide an overview for the less knowledgeable and prepare them for the rest of the series that lies ahead. The general topics described basic nomenclature (such as bits, bytes, base 10, base 2,), buses, video, interfaces (ISA, PCI, AGP, etc.), chipsets (Northbridge, Southbridge), microprocessors, BIOS (basic input/output system), memory, memory caches, etc.

The coming months will feature many of the above topics. Each month session will focus on one particular aspect of the personal computer.

The topic for the June 1, 2003 Hardware SIG is **Microprocessor Architecture – The Second in a Series.** I will discuss how the microprocessor works, basic optimizations, caches, the impact of fabrication technology, etc. I will also introduce the importance of chipsets as the groundwork for the July 6, 2003 topic, which will also cover the differences between the major microprocessor architectures (Intel and AMD).

PC Q&A SIG

by Jim Sanders NOCCC

One of the main subjects that we talked about this month was the real speed of USB 2.0. There seems to be a lot of misunderstanding about the maximum bit transmit rate and the real life through-put of USB 2.0 or version one for that matter. The specification says that the maximum bit rate is 480,000,000 bits per second. First, some people need to be reminded that it takes 8 bits to make one byte. That using the 8 bit ASCII code scheme, one letter of the alphabet is represented by one bytes. So at the absolute minimum, the data transfer rate is going to be one eighth of the maximum bit rate or 60,000,000 bytes/sec. This is only true if you ignore the fact that there is a substantial overhead on any serial bus.

There are lots of protocol tasks that consume some of that bandwidth. A burst of bits over the USB bus could be data or simply a request for attention. It could be an acknowledgment that the last data transfer was received OK. It could be a request to resend the last data packet because an error was detected. How can an error be detected? By adding bytes to the real data that is a checksum of that data. The bytes of checksum data is used to make the integrity check and then thrown away. All of these types of overhead subtract from the amount of file data that is transferred over the bus. So we might be down to 40,000,000 bytes/sec.

Another detail that is often over looked is the sustained data transfer rate of the devices that we are trying to transfer data between. If you transfer a single 10 gigabyte file between two hard disks, it is going to be a lot faster than transferring a thousand files that add up to 10 gigabytes. People forget that it takes time for the hard disk to seek back to the directory area and write the new file name for each of those 1000 files. By a similar token, I have had people proudly tell me that the new hard disk they just bought transfers data at 100 million bytes/sec because it is a UDMA100 drive. They have no idea that that only refers to the burst data rate, and no idea what a burst data transfer is. As a demonstration I transferred a 10 gigabyte file between 7200 RPM internal drive and a 5400 RPM external USB drive. The average data transfer I clocked was 6.5 megabytes/sec. That is far short of the 40 MB/sec we came up with above, but still not too shabby.

SibertSoft Computer Programs
<http://home.socal.rr.com/sibertsoft/>
E-Mail: csibert@socal.rr.com



Claud E. Sibert, Jr.
Owner
11152 Wallingsford Road
Apt. 8M
Los Alamitos, CA 90720-9998
Telephone: 562-431-4776

Citivu
INTERNET
WORLD WIDE WEB
ADVERTISING
<http://www.citivu.com>
web-sales@citivu.com

- High quality Web pages at reasonable prices
- Fast images
- Take a look - you be the judge
- Lots of satisfied customers

(909) 948-5150

NOCCC Member: Jim Peugh

**Orange Bytes is published monthly by:
North Orange County Computer Club
P.O. Box 3616, Orange, CA 92857
(714) 998-8080**

**Commercial Display Advertisements
are Welcome**

Contact — Editor@noccc.org.

RATES

One Page Vertical	7.0"x9.5"	\$200
Half-page Horizontal	7.0"x5.125"	\$110
Half-page Vertical	3.5"x9.5"	\$110
Quarter-page	3.5"x5.125"	\$ 60
Business Card	3.5"x2.125"	\$ 20
Center Spread		\$400

Deadline: Tenth of the month

If you are interested in advertising in the publications of multiple User Groups throughout the region or nationally, you can learn more by contacting the User Group National Ad Program Hal-PC Advertising—dj97@hal-pc.org Please tell our advertisers that you saw their ad in the *Orange Bytes*

Publication Information

All opinions expressed herein are those of the individual authors only and do not necessarily represent the opinions of the NOCCC, its officers, Board of Directors, the *Orange Bytes* newsletter or its editors. The NOCCC does not guarantee the accuracy or the correctness of advertising or articles in the *Orange Bytes*, nor does the NOCCC intend to endorse, rate, or otherwise officially comment on products available. Therefore, the readers are cautioned to rely on opinions presented exclusively at their own risk.

Trademarks/Copyrights—The mention of names of products in this publication without trademark or copyright symbols does not imply that they are not so protected by law.

Production—Camera-ready copy of this issue of *Orange Bytes* was produced with Adobe PageMaker 7.0

Type set with True Type: Times New Roman, Bauhaus 93, Arial and Humanist 521BT fonts

Printed by

Windsor Enterprises

PO Box 731

Garden Grove, CA 92842

(714) 539-4373 • Fax (714) 539-2170

Email: PrintingLady@aol.com



**Membership
Renewal**

When you turn in your Membership Renewal check, PLEASE fill out a Membership Renewal Application.

Memberships may also be re-newed on our Website noccc.org

QUICK MEMBERSHIP APPLICATION/RENEWAL

Date: _____ I am a new member

This is a renewal; my membership number is _____
PLEASE PRINT!

Name _____

Address _____

City _____

State _____ Zip _____ Phone _____

email _____

Fees: \$30 per year plus \$15 for each additional family member

Amount enclosed \$ _____

MC Visa _____ Expires _____

Please make check to **North Orange County Computer Club** and mail with application to:

North Orange County Computer Club
PO Box 3616
Orange, CA 92857

Are You an NOCCC Member?

Consider all that you get with membership and Join Now

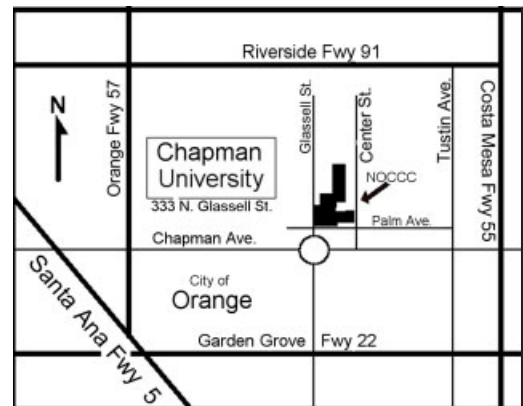
- **Meetings.** Keep up with what's going on in the computer world. Hear outstanding industry representatives make presentations of the latest and greatest in computer products.
- **Special Interest Groups.** Our 20 SIGs cover a broad spectrum of user interest; they invite you, whether you rank as beginner or seasoned computerist, to the lectures and demonstrations they sponsor, and to share computer knowledge.
- **Get help with your current computer problems.** In the Random Access portions of the meetings you ask your question of the entire assemblage, and more than likely someone will have the answer.
- **The NOCCC HelpLine.** Some 20 NOCCC volunteers, experts in their fields, stand ready to assist with your problems, as close as your telephone.
- **The Orange Bytes Newsmagazine.** Our Award Winning newsmagazine mailed monthly to your address reports on current activities and gives you articles and reviews geared toward your needs.
- **Raffles.** We have distributed thousands of dollars worth of hardware and software raffle prizes at our New Technologies and General meetings.
- **Product Review.** Write a review for this newsletter and keep the software, hardware, book or CD-ROM. Members review several products a month
- **Consignment Table.** We have a thriving consignment table on our regular meeting day in which we assist members to sell or buy all kinds of computer items.
- **Volunteer Work.** You are given opportunities to help our activities with interesting assignments. An all-volunteer organization, you can join with other members in a variety of activities, write articles for our newsletter, conducting a seminar, running a SIG, maning the help desk, showing new members around, help the membership commitee, and more.

Parking Information — Chapman University's main parking lot is on the north side of the campus (enter from Walnut) and is free of charge for NOCCC's meetings on Sunday. Please feel free to park in the parking lots.

Parking is also free on the **campus-side** of the surface streets. The city of Orange's parking laws prohibit parking in front of residential housing which is across the street from Chapman University. **Expensive parking tickets will be issued to violators.**

The NOCCC Information Desk, Membership Desk, Reviews Desk, Consignment Table, and most of the meeting rooms are in Irvine/Hashinger Hall and the Science Center on the east side of the campus (near Center Street).

Become an NOCCC member by signing up at the Membership Desk on our general meeting day, usually the first Sunday of the month. Or simply fill out the form on the reverse side of this page and send it in!



For current meeting information, please call (714) 998-8080 for a recorded message.

North Orange County Computer Club
PO Box 3616
Orange CA 92857

NON-PROFIT ORG.
U.S. POSTAGE
PAID
SANTA ANA CA
PERMIT NO 1588

Address Service Requested

Members:

Your expiration month and year appear on your mailing label. Please renew promptly, using the application inside.

Dated Material - Please Expedite