



Orange Bytes

Award Winning News Magazine of the North Orange County Computer Club *

Vol 29 • No 9

SEPTEMBER 2004

We Won! SWUG 2004 Newsletter Contest - Grand Prize

NOCCC Meetings - September 12 (Second Sunday)

9:30 am Irvine Hall
NEW TECHNOLOGIES
WINDOWS XP SP2
Cathy Margolin

See Page 4 for details

1:00 pm Irvine Hall
MAIN MEETING
PC ANNOYANCES
Steve Bass

See Page 4 for details

8:30 a.m.

Visual Programming I Science 109
Visual Basic and Visual Basic Script for Beginners

9:00 a.m.

Autocad Science 203
Computer Essentials Science 111
Linux for Desktop Users Wilkinson 111
Visual Programming II Science 109
Visual C++ and Visual J++ for Beginners

9:30 a.m.

NEW TECHNOLOGIES Irvine Hall
Windows XP Service Pack 2
Computer Aided Investing Wilkinson 221
Member Investment Strategies, Techniques and Software
Linux (Intermediate) Wilkinson 111

10:00 a.m.

Linux for Server Administrators Wilkinson 111
Visual Programming III Science 109
Intermediate and Advanced Visual Basic

11:15 a.m.

Computer Security Science 203

Linux Programming Concepts Wilkinson 111
Macintosh Wilkinson 221
Office Suites Science 111
Office suites applications
PC Q & A - Jim Sanders Irvine Hall
Most Qs A'd, some problems solved, assorted demos done
Understanding Operating Systems Science 306
Get Help with DOS, Windows 3.1, Windows 9x, OS/2, etc.
Visual Programming IV Science 109
Office 97 VB for Applications programming.

12:00 Noon

PIG SIG Argyros Hall Cafeteria
A lunch get together and talk. See SIG Reports

1:00 p.m. Main Meeting, Irvine Hall

See box above

2:30 p.m.

Digital Imaging SIG Irvine Hall
Genealogy Science 111
Discover your family history with modern tools
Hardware Essentials Science 109
----- Not meeting this month -----
OS/2 News and Installation Science 203

NOCCC web site:
<http://www.noccc.org>

Meeting Dates
Sept 12, Oct 3, Nov 7, Dec 5, Jan 9, Feb 6

Table of Contents

September 12th Meeting Preview	4	EXCELHACKS	11	Guidelines for Submittal	19
August Board Meeting Minutes	4	3D Magic Mahjongg Holidays	11	Main Meeting	20
AMD Simper What??	6	Photoshop CS		Computer Aided Investors	
11th Annual Southwest User Group		Down and Dirty Tricks	12	(CAD)SIG	21
Conference August 7-8, 2004	7	MS Windows XP Service Pack 2	13	PC Q&A SIG	22
From Muppets To Mayhem: The		Volunteer of the Month		SIG List	24
SIGGRAPH 2004 Conference	8	September 2004	13	Pig SIG Open To ALL	24
The Perfect Backup Approach	9	Preparing a Review Article for the		NOCCC Help Line	25
The Print Shop Deluxe Ver 20	10	Bytes	18	Are You an NOCCC Member?	28

CORRECTION

Your Editor goofed last month by using a 2003 list of dates for future meetings. The correct dates are shown on this month's cover.



“Friends Helping Friends”



Member of
The Association of
Personal Computer User Groups

ORANGE BYTES STAFF

Publication Chairman

Jim Sanders • 714-636-5523 jsanders@ligasmicro.com

Editor - Oversees, edits, and makes final selections of the articles to be included in the Bytes.

Jim Sanders editor@noccc.org

Associate Editor/Production - Lays out and formats in PageMaker the articles received from the editor, prints, and submits camera-ready copy of the Bytes to the printer.

Jim Sanders • 714-636-5523 jsanders@ligasmicro.com

Contributing Editor

Timothy B. Everingham teveringham@earthlink.net

Editor/Reviews • Communicates with the vendors and the members who evaluate products and write the reviews. Rides herd on members to make sure deadlines are met. Also makes sure that a copy of the Bytes gets back to the vendor with the review that was done.

Ted Littman • 714-779-1936 reviews@noccc.org

Copy Editor • Does final proofing of Bytes for typos and misspellings. Ted Littman

Classified Advertising • Obtains members' computer-related non-commercial ads.

Jim Sanders • 714-636-5523 jsanders@ligasmicro.com

Help Line • Maintains the volunteer list, and the software and hardware subjects for which they are willing to answer questions.

Ted Williams • 714-639-1009 TedWilliams@alum.mit.edu

VOLUNTEERS NEEDED

for the following positions:

Circulation — Oversees the mailing and distribution.

Commercial Swap Meets • Distributes Orange Bytes and NOCCC material at swap meets.

Commercial Advertising • Obtains ads from both national and local vendors for the Bytes; the success of this helps our club finances.

President's Message

By Cathy Margolin

By the time you read this, school will be starting again, with it's associated computer sales! Seems some of the best computer buys occur around school start-up time, and just before Christmas. One website which lists the daily deals from tons of online vendors is: <http://www.techbargains.com/> which we found out about from the Southwest User Group Conference that just finished in San Diego (www.swugconf.org) .



Over 260 computer club members from around the tri-state area were there to hear presentations by Smart Computing, Adobe, Microsoft, Roxio, Jasc, and Intel, and attend some of the twenty-one presentations on subjects like Digital Photography, Printing and Paper, Fundraising, Injecting Youth into Your User Group, Computer Fraud, etc. About eight NOCCC members were there and enjoyed talking to other user group members and all the vendors at the Vendor Fair. Mark your calendar for the conference next year on August 5, 6 and 7, 2005 in San Diego.

The Association of PC User Groups (APCUG), which NOCCC belongs to, is having its annual meeting at CES this year in January, instead of at Comdex, which was cancelled. Again, associating with other user groups helps bring new ideas and resources to all the clubs.

Microsoft released Windows XP SP2 on August 6th to help improve security such as including a new Windows Firewall that is turned on by default. Our Sept 12th New Technologies meeting will go over the features, and what your choices are.

Great Speakers Up-Coming

Sept. 12th will be Steve Bass, PC World, with his new book, *PC Annoyances*, which he will go over the most common annoyances. Our New Technologies meeting will be on Windows XP SP2 (by Cathy Margolin) – Do I want it or not, how to turn it off, how to read zip and exe files that are now blocked. A CD with the SP2 upgrade (279 meg) will be available for a nominal fee.

Mark October 3rd on your Calendar as Digital Photography Day. Lee Otsubo, The Digital Photo Guy (<http://www.thedigitalphotoguy.com/>) will be our main speaker (*he just came back from the Tour de France bike race*) and the 9:30 New Technology Meeting will be a hands on Digital Camera help session. Bring your camera AND MANUAL and volunteers will be available to help you understand your camera.

Nov. 7th- Gene Barlow, User Group Relations- Hard Drive Tips and a different partitioning software, plus other goodies.

Membership Benefits

Member Discounts and Benefits

As a valued member, we bring you a section of discounts and offers as part of the entire "Benefit of Belonging." (Caveat - we are unable to endorse these companies, but make these offers available as a service to our members).

Orange Bytes on PDF earlier in the month!

Members ONLY- Watch your e-mail every month for the Password to get the award winning Orange Bytes much earlier in the month via PDF file on the www.noccc.org website. Make certain you let us know any e-mail changes (membership@noccc.org) so you can get the jump on all the great Reviews and Articles!

Cheap Webhosting and domains

Matt McCann, who you know about from previously being at Intuit, makes inexpensive web hosting (\$3.95 /mo with free setup) and domain name service (\$7.85 /yr using GoDaddy.com) available. Stop by www.ugpro.com and follow the links. You'll be glad you did!

Peachpit Press Books Discount - of 25% can be obtained by joining the Peachpit Club. Go to <http://www.peachpit.com> to sign up as a member. User group members should note that once you've become a Peachpit Club member, you may use your user group coupon code ON TOP of the permanent savings you earn as a member of the club. Just make sure you've logged into the site before you make a purchase to ensure this permanent discount will be in effect, and then enter coupon code UE-23AA-PEUF (case-sensitive) at checkout! This coupon code is an exclusive offer that may not be used in conjunction with any other coupon codes. The offer applies to all titles at peachpit.com including New Riders, Macromedia Press, Adobe Press, and Peachpit Press.

Jasc Software - <http://www.jasc.com/usergroups.asp>

UG pricing is available by calling 800 622 2793 between 9:00 AM and 5:00 PM Central Time and identifying yourself as a UG member. The Promo Code is UG.

Blue Squirrel - www.bluesquirrel.com/

50% off all products - call 800.403.0925 to order & mention user group special pricing.

CompuUSA Discount- Fountain Valley Only

One of our members, Joe Vezeau, Corporate Sales, has offered NOCCC members a discount. You have to call Joe and he will see if there is any discount available (some products are below cost and he cannot do anything) on the product you want. 714-965-4236 for Joe Vezeau).

O'Reilly Books

If you order directly from O'Reilly, <http://www.oreilly.com>, orders@oreilly.com, or 800-998-9938, you are entitled to a 20% discount (and possibly free shipping). User Group discount code is DSUG

CuteFTP Pro - APCUG member groups are approved for 20% off list price. This would be \$31.99 for CuteFTP Home (down from \$39.99) and \$47.99 for CuteFTP Pro (down from \$59.99). If you'd like a side-by-side comparison of the two, go here on our site: <http://www.globalscape.com/cuteftp/homevspro.asp>

CONTINUED ON PAGE 24

August Board Meeting Minutes



The Board Meeting Minutes are published in the printed version of the Bytes which is mailed to the membership.

SEPTEMBER 12TH (2nd Sunday) MEETING PREVIEW

MAIN MEETING 1:00 pm, Irvine Hall - Our speaker will be the author of *PC ANNOYANCES*, Steve Bass who has made a career out of hunting down PC annoyances and finding fixes for them. In fact, he's even dedicated the book to "Bill Gates, his Microsofties, and the entire Redmond Empire. For without them, this book wouldn't be possible (or even necessary)". Steve will spend time explaining and demonstrating how to eliminate some common annoyances - such as removing the dozens of icons RealPlayer and AOL stick everywhere, as well as battling spam, pop-ups, and spyware. For the balance of the talk, he's up for the challenge of taking annoyances from the audience.

NEW TECHNOLOGIES - at 9:30am will be on Windows XP SP2 (by Cathy Margolin) – Do I want it or not, how to turn it off, how to read zip and exe files that are now blocked. A CD with the SP2 upgrade (279 meg) will be available for a nominal fee.

THE CLUB RAFFLE this month will feature a 5-port Ethernet Switch and other items. The **Member-only** prize will be *Flip Album Software*

Consignment Table

1. The consignment table is for members only. Only current members can place items for sale, but non-members are welcome to purchase items from the table. This is a great place to get some money for your surplus computer items, and help your Club at the same time.

2. The consignment table operates on a 90/10% basis — with the owner getting 90%, and the Club treasury 10%.


3. Fill out a tag on each item! It must contain: Seller's Name, NOCCC Membership Number, Item name, a short description and selling price.

4. Also, fill out the USER LIST with Name, Address, Phone Number. and a complete list of items and their selling prices.

5. All items and/or money may be picked up by the owner at any time, but MUST be picked up no later than 2 PM on day of sale.

6. Any items and/or money not picked up by 2 PM, will become the property of NOCCC and will be subject to disposal at the Club's discretion.

7. NOCCC is NOT RESPONSIBLE in any way for items bought and/or sold at the Consignment Table. Each item is placed and sold on an AS-IS BASIS.



NOCCC Officers

President

Cathy Grammer-Margolin 949-645-5950 inventor00@pobox.com

Vice President

John Johnson 714-991-3314 jrosjohnson@juno.com

Secretary

Alan Pearlman 714-828-5242 pearlmana@aol.com

Treasurer

Elise Edgell 714-544-3589 eliseme@aol.com

Directors

John Carlson 714-588-5980 jdc@pcnetlinking.com

Dave Keays 714-821-4792 rdksoft@sbcglobal.net

Ted Littman 714-779-1936 tedlit@adelphia.net

George Margolin 949-645-5950 inventor@pobox.com

Else Olovsson 714-832-3155 eolovsson@msn.com

Gerry Resch 714-772-6667 gwresch@hotmail.com

Jim Sanders 714-636-5523 jsanders@ligasmicro.com

Herb Wong 714-968-7264 ocug@singularitytechnology.com

Past President

Alan Pearlman 714-828-5242 pearlmana@aol.com

Editor

Jim Sanders editor@noccc.org

Webmaster

Jim Peugh 909-948-5150 Webmaster@citivu.com

Volunteers, Committees, and Projects

Business Solicitations/Lecture Series

George Margolin 949-645-5950 inventor@pobox.com

Consignment Table

Cathy Shimozono 562-437-1463 shimca@charter.net

Classified Advertising (non-commercial, members only)

Jim Sanders 714-636-5523 jsanders@ligasmicro.com

Commercial Advertising

Editor editor@noccc.org

Help Line

Ted Williams 714-639-1009 TedWilliams@alum.MIT.edu

Membership Database

Elise Edgell 714-544-3589 eliseme@aol.com

Membership Chairman

Open

Programs

George Margolin 949-645-5950 inventor@pobox.com

SIG Coordinator

Herb Wong 714-968-7264 ocug@singularitytechnology.com

Public Relations

Else Olovsson 714-832-3155 eolovsson@msn.com

University Liaison

John Johnson 714-991-3314 jrosjohnson@juno.com

AMD Simper What??

By Jim Sanders, NOCCC

It was still very early on Friday morning when I sat down with the newspaper and my first cup of coffee and pulled out the Fry's ad. I was just scanning the front page of the ad when I had to do a double take. You know how it is, a split second after your eyes pass over something the


brain yells tilt and you have to go back and see what it really says. What I thought I saw on the first pass was the usual Fry's ad for the lowest priced combination AMD CPU and Motherboard touting a 2200+ AMD Simperon CPU. What was actually there was 2200+ AMD Sempron CPU and Motherboard for \$49.

When I saw what it actually said, my first thought was, "Wow, that's really cheap for a combo, but what the H... is a Sempron?" I like to think that I stay more up to date on developments in the computer world than the average geek, but I don't have a clue as to what a Sempron CPU is. So I go fire up my personal portal to The Oracle and type "AMD Sempron" in the Google search line.

Then I really wonder what cave I have been living in when Google comes back with 320,000 hits. So I add quotes around the AMD Sempron phrase so that it has to be the string of letters "AMD Sempron." I feel ever so much better when that reduces the number of hits to a mere 223,000. So okay, apparently I have been living in a cave lately, lets click on the number one hit, which happens to be www.techwarelabs.com, and see if we can learn about a Sempron.

In a review by Jason Jacobs & Matthew Homan on 7/28/04, they say: "Essentially, the Sempron is an Athlon XP with half the cache, which runs at lower temperatures and higher clock frequencies. The Sempron takes the place of the AMD Duron, but features twice as much cache as the Durons did."

That turns out to be an overly simplistic but basically true summary. In looking through several more of those 223,000 hits, about .000004 percent of them actually, the picture starts to get clearer. Turns out that what we have is basically a Marketing/PR game going on. Intel and AMD are always trying for a bit of one-upmanship and the Sempron and Celeron-D are a big part of that game currently. AMD is



really pushing their 64 bit CPU line, and with good reason. The writing on the wall is very clear, 64 bit CPUs are the future. The Intel Pentium and AMD Athlon 32 bit CPUs are kind of like the title of the movie "Dead Man Walking." Not that anyone needs to run out in a panic to buy a 64 bit system. After all, in this day and age, convicted and guilty murderers can be on death row for decades.

The last major hop-up for the Athlon XP line was to take the Thoroughbred CPU core, tweak it here and there, increase the Front Side Bus speed to 333Mhz, and double the L2 cache size to 512K to match what Intel did with the Pentium 4. This new core was referred to as the Barton core and better matched the Intel line in the "performs better than if it was an Intel xxx" game. Chip makers are not real thrilled with including large caches in their CPUs. They use a lot of transistors, make the chip substantially larger (lowers yield), and generate more heat, and the bottom line is they cost a lot more to make. For that reason, and I think just to confuse matters too, AMD also has a Thorton core. That's a combination of the Barton and Thoroughbred names with all the Barton tweaks, but with only 256K of L2 cache. The old Duron and Celeron went head to head with 128K of L2 cache. Intel doubled the L2 cache of the Celeron to 256K and called it the Celeron-D, or maybe they set the example for AMD and took an older version of the Pentium 4 and renamed it Celeron-D. Regardless, in essence this means the Celeron-D is really a Pentium 4 depending on your point/date of view.

Because it is called a Celeron-D or a Sempron and doesn't have the 512k L2 cache of the top of the line 32 bit Pentium or Athlon XP, it is a "value" processor and priced accordingly. According to a number of the test results that I looked at, AMD did a pretty good job of assigning model numbers to the Sempron that are fairly accurate, in the comparison game, with the Intel Celeron-D model-xxx, clock speed-xxx. Unfortunately, you need a rather large bingo chart to map which model numbers and ancillary features equate to near average parity. You have to say average parity because even with two closely matched CPUs one will do better than the other on a given benchmark that happens to play to it's strengths. The logic, perhaps concepts would be a better term, that is used to implement the cache in the Intel and AMD chips is different. One is referred to as "inclusive" and the other "exclusive." I won't bore you with an explanation but that is just one of at least a half dozen features, like FSB speed, that change performance for a given task.

The bottom line seems to remain that for most people a "Value Processor" from either camp that is in the 2.5Ghz+ performance range is going to be more computer than most people need most of the time. Having said that, it is still true that there are a number of tasks, that with the hottest system available, still seem slow. DVD video rendering is one of them. To make the waters even muddier, most of the Sempron models are for Socket A motherboards, but the



Sempron 3100+ is for the Socket 754 motherboards which are used by the Athlon64, 64 bit, CPU. However, the Sempron 3100+ has no 64 bit instructions.

Back to the name game. A couple of websites claimed that they had some insight on the choice of Sempron as a name for the new processor line. "Semper," Latin for "always," "Fidelis," Latin for "faithful" is a slogan used by the United States Marine Corps, often shortened to "Semper Fi," meaning "always faithful." They claim that this was some kind of a play on that slogan. However, I have heard Marines yell Semper Fi in situations where I doubt "always faithful" was their intended meaning. Another suggested that as the Celeron and Duron both ended in "ron" that "ron" is now defined as a tech suffix that means "value." I guess that means Sempron is supposed to translate to "always value." Lets look at my original misread, Simperon. Simper - "to smile in a silly, self-conscious, often coy manner." So the Simperon could be a Smilely CPU, that does so in a silly, self-conscious, coy, but valuable way. Maybe, if we had just stuck with the original system, the Sempron could have been called a 776DX or maybe a 886SX. But we have Simperon, er, make that Sempron, go figure! ■

11th Annual Southwest User Group Conference August 7 - 8, 2004

By: *Elise M. Edgell, NOCCC, EliseME@aol.com*

This is a brief report on another successful Southwest User Group Conference in San Diego. Our club was well represented with Cathy Margolin, President, John Johnson, Vice President, Elise Edgell, Treasurer, Ted Littman, Director and Reviews Editor, Jim Sanders, Director and Editor of the Orange Bytes, and George Margolin, Director and Past President, attending.

The big news is that the Orange Bytes won the GRAND PRIZE in the Newsletter contest for newsletters of more than 12 pages. This is a tribute to our hard working editor, Jim Sanders, who puts in many hours each month on the publication. But, he does not do it alone. Ted Littman, as Reviews Editor, has done a marvelous job of not only getting products for our members to review, but he actually follows up on making sure that the reviews are done and in an acceptable manner. This can be a thankless job and we should all thank Ted for the effort he devotes to our club. Also, thanks for all the club members who do take their time to review products and then write thoughtful reviews, which we all enjoy reading and which helps make our newsletter special. Another outstanding aspect of our newsletter is the monthly photos of members and presenters. Many thanks to George Margolin for the photos he

takes each month. Jim Sanders also contributes photos and creates the interesting centerfold.

The conference was well attended. The facility is nice for the conference and much hard work on the part of the organizers, Judy Tylour and Patricia Hill, is apparent. There were a variety of workshops. Some of the workshops focused on the business of computer clubs, where others were on popular topics such as digital photography and Windows Mobile Devices (formerly called Pocket PCs). We had the privilege of getting a preview of the presentation for "The Digital Photo Guy," who will be a presenter at our October General Meeting. Be sure to attend as this is one meeting that you will not want to miss. The food was good, especially the lunch put on by Microsoft.

Elise Edgell, Ted Littman and Jim Sanders presented a well attended workshop entitled "*A Good Review Program is an Asset to Your Club.*" Jim talked about reviews from the viewpoint of the newsletter editor. In his opinion, a good reviews program adds value to the newsletter. It is also a benefit to the club members from two aspects. One, they can keep the product they review. Two, it gives the reader a real life idea of how a fellow member dealt with the product. AT NOCCC our experience has been that, when the member reviews decline, the interest in the newsletter declines also. Elise gave her views on how she writes a review of a product. Her basic premise is to review a product that is in an area that you know something about and then look for some of the more unusual or unique, less advertised features of the program. Ted discussed how he approaches vendors for review products. He also gave out information about who he contacts and what he says in letters to the vendors. He developed the Guidelines, which are printed in the Orange Bytes each month, on what should be included in a review article.

The Conference was supported by 75 vendors. The vendors paid for our meals, provided wireless internet connection in the main ballroom, donated many prizes, and, at the Vendor Fair, were available to answer questions and meet members of the attending clubs. There were both large vendors, such as Microsoft and Adobe, and small vendors such as Family History DVD, and many more of various sizes. It is always interesting to see what new vendors have to offer. One of the vendors which appealed to me is a company named CaseAce Products who make devices to make it easier (and safer) for you to carry your desktop computer and monitor, if you have the need to do that. I know that many times our SIG leaders bring their own computers to the meetings and might be interested in this type of product.

Because of the number of interesting and beneficial workshops, we each went to different workshops so that we could share the information afterwards. Before the last board of directors' meeting we brought the ideas and information from the conference to share with each other. There are lots of issues and problems common to all computer user groups. It is certainly wise to learn from the experience of other groups, both what to do and what not to do. One interesting handout

CONTINUED ON NEXT PAGE

SWUG

CONTINUED FROM PAGE 7

from the conference was a page-long list of "Survival Tips" for computer clubs.

Next year the Conference is going to be hosted by a different hotel. Attendance is open to any club member, you do not need to be an officer or director. This is the time to make a note on your calendar to plan to attend the 12th Annual Southwest User Group Conference. It is informative, fun, and a great way to meet club members from all over the region. ■

From Muppets To Mayhem: The SIGGRAPH 2004 Conference

By Timothy Everingham, NOCCC
teveringham@acm.org

SIGGRAPH, the Conference on Computer Graphics and Interactive Techniques hit the Los Angeles Convention Center in a wild and woolly way this year. You could see from how the visual effects on The Lord of The Rings movies were done to the latest in virtual swim gear. Even Gonzo from the Muppets showed up. Also some really great technology that has or will wind up in products for the professional and consumer were shown.

Technology has come to the point where it is now possible to get motion picture quality animation rendered in real time using dual processor computers with high end professional graphics cards, something that you can order from an online catalog from IBM, HP, or Boxx Technologies (\$8,000-\$20,000). However a lot of the software to do it is propriety right now and sometimes uses specialized interface hardware. Someone that is uniquely using this technology is the Jim Henson Company. They are most widely known for the Muppets; but increasingly going into other areas of film and television, including the science fiction series Farscape. They have come up with the Henson Digital Performance Studio. With it you can manipulate a feature movie quality 3D character as you would a theatrical quality puppet and composite it against rendered 3D feature movie background and have it all rendered in real time. The characters and backgrounds are near photo real. Demonstrated at SIGGRAPH was the NVIDIA mermaid Nalu interacting with a live audience. The mermaid was controlled by two puppeteers in a connecting booth, one of them supplying the voice of the mermaid. At a special session on puppetry and computer graphics, where the Muppet Gonzo made a surprise appearance,

this technology was shown how it has been used in film and television production. Many directors prefer this method because unlike when you have live actors interacting with 3D characters that will be added later, the puppeteers can be directed right on set to produce the character's actions just as you would with a live actor and showing up on the director's monitor screen in real time along with the live actors. That means the director has much more control and has a much better idea of what the results will be before even getting to post production. Henson developed this system with the assistance of NVIDIA.

Each SIGGRAPH Conference has an Emerging Technologies area. This is where bleeding edge technology is shown of that is applied in some interesting ways. It is one of the highlights of the show. There they had a series of self propelled floor tiles that that would anticipate your movement and as you walked the one you were on would move in the opposite direction and the next tile would place itself where the old tile was, creating a situation where you would continue walking, but never go anywhere. This has its application in virtual reality applications where a person would in reality walk, but remain stationary in the simulator. This allows the simulator to remain relatively small, but be able to have the person feel as if they are moving through a large simulated environment. This so called CirculaFloor is from the University of Tsukuba in Japan. Also there was Swimming Across The Pacific where a person is suspended by a hang gliding harness and wears a head mounted display and eight tracking sensors. It is a virtual swimming simulator, where the person experiences swimming in virtual water. They plan to use it as an entertainment device, an exercise machine, for education, and to be part of a program treat people who are afraid of the water. They call in Swimming Across The Pacific because they plan to install it in an airplane traveling across the Pacific Ocean and have people use it while in flight. The developers are people at the University of British Columbia and the Nagoya Institute of Technology. There was also the Tickle Salon which has a multiple wire suspended metal ball dressed in a skirt provides gentle skin stimulation. As it goes over you the system maps your body and adjusts to provide a better stimulation experience as it learns. This was from a group in Holland. Also there was an interactive art presentation that has a pattern displayed on video floor. Where you walk on the

CONTINUED ON PAGE 16

LIGAS Microsystems

Custom Systems - Consulting - Service

Cable and DSL services configured

Routers installed

sick computers healed

jsanders@ligasmicro.com

714-636-5523

NOCCC member 0019, Jim Sanders



The Perfect Backup Approach

By Gene Barlow, *User Group Relations*
Copyrighted August 2004

Backing up your hard drive is the most important thing you should do to protect your computer system. Yet, I am constantly surprised to find that as few as 10% of my smart user group audiences have a good backup procedure in place. Hard drive crashes are quite common and it is very painful to rebuild a computer system after a hard drive crash. Anti-virus software may offer some protection, but fast moving viruses can get through this protection and crash your hard drive. It may take you days or weeks to recover from a hard drive failure and your important data files are gone forever. So, protect your computer by backing up your hard drive on a regular basis and avoid the pain of a hard drive failure.

For the past few years I have recommended a sophisticated backup process that would adequately backup all aspects of your computer system. Using a file backup utility, I suggested you backup your important data files at the end of each day. Then, to protect your full system, I suggested you should backup your entire hard drive using a full system backup utility each month. I also suggested that you separate out your data files into a different partition on your hard drive to further protect these important files. This approach is outlined in an article that I wrote titled, "Backing Up your Hard Drive". You can read it on my web site at www.ugr.com/nl0102.html.

While many of you followed my suggestions on backing up your hard drive, many of you are still not doing anything to protect your hard drive from failure. Perhaps my backup approach was too complex to understand or too difficult to follow. Fortunately for you, technology has made some dramatic advances in the past couple of years and now there is a better and easier way of doing your backups. This article will show you the best way to backing up your hard drive and tell you what hardware and software products to use to follow this approach. It is so easy that everybody should start to backup their hard drive. All you have to know is the secret of how to do it, and your computer can be safe and secure.

Backup Hardware: The first step to having a successful backup procedure is choosing the right backup hardware to save your backups to. For years, users have been burning CDs for their backups. This approach was full of frustrations and problems. No wonder folks hated to do backups. First, it seems that creating a backup and then burning it to many CDs could overtax many computer systems. If anything went wrong, the entire backup process could cancel, leaving you with several burnt CDs, but not the complete backup you needed. Worst than that, the backup might appear to be complete, but the CDs were corrupt and would not restore properly. Thank goodness, CDs have been replaced with a much more reliable backup media.

A couple of years ago, external hard drives entered the

computer marketplace in large numbers. Today, an external hard drive is the ideal backup media to use. Instead of sitting by your computer for hours to feed it another blank CD, all you need to do is to attach your external hard drive and forget about it. Your backup will be taken automatically without your being involved. No more drudgery of making backup CDs.

Why are external hard drives the ideal backup media? First, they are large enough to back up your main hard drive on one device. You do not need to backup to multiple CDs, so the whole process can be done without your involvement. Second, backing up to an external hard drive is many times faster than burning CDs. An external hard drive is almost as fast as the internal hard drives on your computer. Third, external hard drives are much more reliable at saving your important files. CDs can easily become scratched or flawed. Finally, external hard drives are relatively inexpensive to buy and use. You may actually save money over the cost of burning a lot of CDs.

What should you look for when buying an external hard drive for backup purposes? External hard drives come in two basic flavors - USB2 and Firewire. One is just as fast as the other and both will do an excellent job of backing up your main hard drive. You will need to attach the external hard drive to your computer using either a USB2 port or a Firewire port on your computer. Most computer today come with a USB port on them, so these are the more popular type of external hard drives. Just be sure your computer doesn't have one of the older USB1 ports on it instead of the faster USB2 ports. If you have an older USB1 port, you can still attach and run your USB2 external hard drive, but it will run at the slower USB1 speed. In this situation, you can add a USB2 port to your computer for a small additional price.

The external hard drives come in a couple of sizes - miniature and standard drives. The miniature external hard drives have a 2.5 inch laptop computer hard drive inside a small case. These drives are small enough to fit in your pocket and are very light to carry. They do have a couple of disadvantages to them that you should be aware of. First, they only hold 20GB, 40GB, or 80GB of backup files. This may not be big enough to backup your 300GB main hard drive. Second, you will pay quite a bit for the small size of these miniature drives. The 20GB drives cost about \$160, the 40GB drives are about \$200 and the 80GB drives are over \$300. So, you end up paying a lot for the small size.

If you don't mind having a slightly larger external hard drive, you can get one with much more capacity and for less money. These larger external hard drives contain standard 3.5 inch hard drives inside the case and are available in capacities starting at about 80GB and go up to 300GB and larger. An 80GB or 120GB external hard drive is an excellent size for most backup needs. If you watch for sales on these drives, you may find an 80GB hard drive for under \$100. I have seen them as low as \$69. The 120GB external hard drives will be more expensive, but can be found for as low as \$99. So, check the ads in your local paper and you may find a great deal on external USB2 hard drives.

CONTINUED ON PAGE 16

The Print Shop Deluxe version 20

Bill Crane, NOCCC

This latest Version 20 of the popular Print Shop program is much more versatile than previous versions by providing more than 16,000 project templates in hundreds of categories, more than 310,000 images, and by introducing several new features that make it more compatible for Internet usage. Four CDs are provided: Install CD, Program CD, Art CD1, and Art CD2. The program is compatible with Windows 98, 2000, Me and XP. Computer requirements are: Pentium II 300 MHz or faster CPU, 840 MB hard-disk space with 100 MB free hard-disk space after installation, 4x CD-ROM or faster drive (CD burning requires a CD-R/RW or DVDR/RW drive), 800 x 600 monitor with 16 bit color display, and a Windows-compatible sound card. Microsoft .NET Framework v1.1 is included on the CD; Instant Expressions requires Microsoft Windows Messenger version 4.6 or higher, or MSN Instant Messenger version 4.7 or higher. Internet requirements are Microsoft Internet Explorer 5.5 or higher, 33.6 Kbps modem or faster and the availability of an ISP account. This program works with most popular monochrome and color printers supported by Windows.

The installation is straight forward and takes about 15 minutes for the four CDs. The hassle of disk swapping can be avoided by purchasing this program on DVD, or buying the DVD program, if you already own the 20 CD-ROM, for only \$9.99 at <http://www.broderbund.com/PrintShop20DeluxeDVD>, or by calling 1(800)223-6925, until December 31, 2004. Five different versions exist: The Print Shop Pro Publisher Deluxe 20, The Print Shop Pro Publisher 20, The Print Shop Deluxe 20 (reviewed here), The Print Shop 20 and The Print Shop Essentials 20. This Deluxe version 20 has nearly as many graphics and projects as the Pro Publisher Deluxe 20 and the Pro Publisher 20, and twice as many as the 20 and Essentials 20 versions. In new features, it lacks only Form Creator and Small Business Center of the Pro Publisher Deluxe 20.



The program opens by clicking on the Print Shop version 20 Windows icon which starts with the Project Picker options: Create a Project, Edit a Photo, Search Projects, Open My Projects, (Small Business Center is available only in The Print Shop Pro Publisher Deluxe 20 program) and Getting Started. This last category includes the categories: Feature Tips, Photo Work Shop and Design Tips, and the topics: Creating a Greeting Card from a Template, Creating a Greeting Card from Scratch and Touring the Design Desk. The options available for viewing these topics are selected by clicking one of the following: show movies, show text, or print tutorials. This makes the use of this program very easy even for the first time user.

This version 20 has more than 16,000 project templates in hundreds of categories of which 6,000 are on the CD and over 10,000 are available online. Over 85,000 images are available on the CDs and over 225,000 more are available online. The Photo Workshop can be used to eliminate red-eye, correct colors and fix flaws when using photos as well as using special effects to dramatically transform photos for artistic results. For the first time, Proprint technology can be used to take advantage of your printer's optimal resolution to improve the appearance of photos, graphics, headlines, and text. With the new Click-N-View capability any recipient can see your project even if they don't have Print Shop. The new Hot Shots viewer allows access to all of your photos and images for slideshows and presentations. Projects can be shared instantly online with instant messaging services such as AOL Instant Messenger, MSN Messenger and other instant messaging services. Projects can be burned on CDs from The Print Shop and Video CDs can be created of slideshows and presentations to play using VCD discs on DVD players that support the VCD format, CD-R and CD-R/W discs. One-of-a-kind greeting cards can be made using Creative Touch Hand-Crafted Cards for every occasion using 3D graphic add-ons, ribbons, cut-outs, etc. Over 50 personalized Animated Greetings for birthdays, holidays, invitations, etc., can be sent from within The Print Shop.

The new Project Picker makes it easier to make projects with improved galleries. The built-in Calendar Creator Express 9 allows one to make personalized calendars by using a professionally designed template or creating one from scratch. The built-in address book and mail manager provides organized contact and mail information.

The SMRP is \$49.99 from <http://www.broderbund.com> or most local software stores. ■

EXCEL HACKS

By Bill Allen, NOCCC

Excel Hacks is a 283-page handbook for experienced Excel users. It requires a working knowledge of Visual Basic for Applications as well as such Excel features as pivot tables. That said, Excel Hacks presents one hundred useful shortcuts to make Excel much handier for complex spreadsheet projects. For example, it not only presents "hacks" for setting up pivot tables, but explains clearly how to build pivot tables in general from a complex table of data.



The book has eight chapters covering such subjects as: reducing your data input work; increasing your skill using Excel's built-in features; learning to use the Excel naming feature to simplify formulas; simplified pivot table construction; constructing new chart types beyond those included in Excel; making better use of Excel's many formulas and functions; adding a variety of new useful macros; and connecting Excel to the Internet.

While the book includes many spreadsheet examples the related files need not be keyed in by the user since they are available for download from <http://www.ozgrid.com>.

The authors commence by cautioning all Excel users to devote 80% of their effort toward planning a spreadsheet layout before entering data since invariably they will later think of new ways to process and display data. The remaining 20% of effort can then be devoted to generating the name assignments, pivot tables, charts, etc. much more quickly and clearly. Of course, that's true for all Excel users, not just the more experienced users.

I especially like the hacks showing how to color data cells based on the value in the cell. That allows you to easily identify all data that meets specified criteria. Another handy hack is making alternate rows of data have alternating colors, much like the old accounting printout paper which aids the eye in scanning across a long data row. The book is a great help in clearing up how to use Excel's date and time functions, including adding time beyond 24 hours and displaying negative times. The named range function is applied in a variety of ways, such as using the same range name on different spreadsheets, creating a custom function using names, and perhaps most useful, creating named ranges that automatically expand or contract which accommodates to later data entries.

Excel Hacks also presents techniques for charts that can change in response to new data. That is, you can have not just a static chart for one set of data but a dynamic chart that will change whenever new data is entered. That would be a big labor saver for those of us who must report regularly on project progress. Alternatively, you can drag and drop a data range

onto a chart to have the chart-making wizard pop up to ask you how you would like your data displayed. Not only can you drag and drop numeric data for chart making but you can drag and drop text data which becomes your chart labels. Can't have much better assistance than that! The book also provides macros for making both a "thermometer" chart and a "speedometer" chart for more exciting displays of data.

Another interesting hack describes creating mega-formulas, that is, a formula, inside a formula, inside a formula, etc. These mega-formulas can even reference other workbooks. The book also shows how to use the database functions such as DSUM, DCOUNT, etc., to take the place of writing elaborate functions since Excel's database functions allow up to 256 different criteria for data filtering.

As can be seen Excel Hacks has a plethora of handy "hacks" that can make our Excel work quicker as well as more comprehensive. The hacks described above do not include the many more hacks the book includes, a total of one hundred, all designed to simplify and expand your Excel skill.

Excel Hacks by David and Raina Hawley is copyrighted in 2004 by O'Reilly Media, Inc. It is available at <http://www.oreilly.com> for \$24.95, or \$15.47 on Amazon. This review was conducted with a Windows XP PC with a 1.4 GHz CPU, 512 Mbytes RAM, 40 GB HD, 52x24x52x CD/R&W, and high speed cable modem. ■

3D Magic Mahjongg Holidays

By Catherine Shimozone, NOCCC

3D Magic Mahjongg "4th of July Edition" features tiles resplendent with American patriotic icons and symbols including

Uncle Sam's hat, the American Eagle, and Old Glory. John Philip Sousa's Stars and Stripes Forever and other patriotic hymns are included to please the ears."

I found 3D Magic Mahjongg Holidays to be absolutely mesmerizing.

I could not stop playing. I played the default (4th of July) for four days and then did some exploring. What I found excited me beyond words. Not only did I play "4th of July" (with appropriate music and tile designs). I found Xmas, Valentines, Easter, and Halloween, all including music and motif tile sets, Classical and mixed sets are also included to heighten the al-



CONTINUED ON NEXT PAGE

Mahjong

CONTINUED FROM PAGE 11

ready immense enjoyment.

I had complete control of everything starting with choice of holiday and music. I had my choice of background and could easily adjust the volume of both sounds and music. For good measure, throw in different layouts with names like: Mairi, Tanto, Kandao, and add 32 more and you have a game designed for the most discerning tastes in Mahjongg. There are many surprises for you to discover.

I especially like that I can ask for hints and undos. I can reshuffle if I run out of possible pairs and 3D Magic Mahjongg Holidays will tell me when I do. 3D Magic Mahjongg Holidays works on a green - orange - red light system you have to see to believe. 3D Magic Mahjongg Holidays is an excellent game for the beginner, BUT it is also perfect for the well-versed, and those with the most discerning tastes.

One more thing I want to mention is 3D Magic Mahjongg Holidays is perfect for someone with poor eyesight like me. Everything is extremely clear and easy to read and as you remove tile pairs, the remaining tiles draw closer to you increasing already perfect visibility.

3D Magic Mahjongg Holidays is available for only \$14.95 from Suricate Software at: <http://www.suricate-software.com/3dmmholidays/ordermmh/ordermmh.html>


Trust me, 3D Magic Mahjongg Holidays would be a steal at three times the price. ■

Photoshop CS Down and Dirty Tricks

By Jim Morrison, NOCCC


The CS edition, which follows Scott Kelby's previous Photoshop 7 Down and Dirty Tricks, is so completely new that even a fairly strict exam of the table of contents reveals almost no repetition. Actually, I found only one duplicated title.

Kelby is a class act with a sense of humor that shines through in every chapter without being in the least burdensome. His inclusion of the word "Dirty" in the title was recommended by his editor who said it would increase sales by 16%. (Kelby suggests 18% in some parts of New Jersey.) More, when he slipped in the word "Naughty" for a chapter title, sales purportedly went up 19% in spite of the chapter's being named somewhat awkwardly "Naughty CMYK Prepress Settings." For



his next book, he wishes he could say he knows Britney Spears personally (he doesn't) for a whole new teen market. Tom Clancy on the front of the book would really make sales take off, and after that comes the next Harry Potter book. You just have to admire his business sense.

The heart of the book is that its non-sequential nature allows one to pick a suitable project without involving any preamble and requiring only the most rudimentary knowledge of Photoshop. In only four pages, Scott shows how even a neophyte can create a movie poster rivaling the efforts of a dedicated professional. A minor caveat in the poster project is that one of the fonts recommended, Compacta Bold, is a product of Bitstream and does not come with CS Photoshop. No big deal. Many, many fonts are available.



Speaking of preamble, Scott doesn't have an introduction. He says nobody reads them anyway, but he does have a preamble titled "This is Not the Introduction," which is definitely recommended reading. A cursory acquaintance with his delightfully airy mannerisms belies the concentrated utility in the meat of the book.

For the hardcore Photoshoppers, one of Scott's on-every-page- useful tips advises that the new Wacom tablet doesn't require the user to reset brush pressure or size sensitivity when you change brushes. He suggests that having to do so perhaps drove the users of the previous program suicidal. Wow.

Scott probably wouldn't mind a plug here for the Wacom pen since he is a co-author with Dave Cross of a FREE tutorial CD on the device advertised on page 3 of the June issue of Photoshop USA (<http://www.wacompowertips.com> or call toll free 1-800-922-1490).

As in Photoshop 7, the reader has access to the book's companion website <http://www.downanddirtytricks.com>, and also has permission from Digital Vision to use royalty-free images at <http://www.digitalvisiononline.com>.

The former has stunning images generously allowed by BrandX to be used only for practice purposes in the book. A downloaded lighthouse measures 2.4x1.6" at 300 ppi.



Before you get too excited about "royalty-free," from digitalvisiononline, a search for "tiger" showed initial purchase prices from \$149 for an 11x13 cm at 72 dpi to \$409 for 28x48 cm at 300 dpi.

This is truly a great, great book blemished by only a small



complaint. The accompanying DVD could not be read by either my computer or the player in the entertainment center. Gotta get back to the publisher on that, or maybe buy a new computer, right?

In case you missed this Richard Freeman tip in my last review, a soft-back book used often on a desk just refuses to stay open. Take it to Kinko's for a \$5 conversion into a spiral binder.

Author: Scott Kelby

Publisher: New Riders Publishing

2004. MSRP: \$39.99 (less 10% for NOCCC members); Amazon.com: New \$27.19, Used from \$23.31.

Average customer rating at Amazon: Four stars out of five. ■

MS Windows XP Service Pack 2

By Jim Sanders, NOCCC

There is a lot of discussion around the release of Service Pack 2 now that it is out. A great deal of it is of the nature; "Should I install SP2 or not?" I have been trying to get a feel for what kind of problems the average user might experience. The first problem that a lot of people have to deal with is; "How do I get SP2?" The two main ways are to choose to download the SP2 complete file at about 266 Mega Bytes or order the FREE CD-ROM. The free CD can be ordered at this address: http://www.microsoft.com/windowsxp/downloads/updates/sp2/cdorder/en_us/default.msp. The full download can be found at:

<http://www.microsoft.com/downloads/details.aspx?FamilyId=049C9DBE-3B8E-4F30-8245-9E368D3CDB5A&displaylang=en>. If you have a dial-up connection, a 15 to 20+ hour download may not be to appealing. Just as a reference point, downloading SP2 on my cable connection took 15.5 minutes at a stated average speed of 299KB/second. The auto update program will now update itself and pretty much insist you download SP2 even if it is a piece at a time. The Microsoft site says that getting the free CD by snail-mail will take 4 to 6 weeks.

Another way of getting a copy for yourself is to come to the club meeting on Sept. 12. Cathy Margolin says she will have a CD available for a nominal fee. I will have the capability to make copies as well.

Should you install it? Yes. Yes. Yes. Might you have problems when you do? Yes. Yes. Yes. Are the problems you might encounter by installing it worse than the problems you might have if you don't? No. No. No. Well, maybe I should say

CONTINUED ON PAGE 23

Volunteer of the Month September 2004

Ted Littman first joined the North Orange County Computer Club in mid-1989 and became its Reviews Editor shortly thereafter. He kept this position until early 1995, when a family tragedy required him to drop out. In early 2003, Ted was able to become active again, resuming the role of Reviews Editor and he took on the additional task of copy-editing our monthly newsletter.



Ted also was elected to the NOCCC Board of Directors. During his current tenure, he has made significant strides in developing a large base of vendors from whom we regularly request and receive products for review by our members. These reviews are published in our monthly newsletter, Orange Bytes, and posted on our web site, <http://www.noccc.org>. We regularly publish 5 – 10 reviews monthly of software programs, hardware, and books. In addition, he checks the newsletters of other computer clubs and vendors for interesting articles to republish in our newsletter.

Ted's 37-year work background covered a wide-range of activities in aerospace and nuclear systems, most in technical management positions. His first "real" technical position was as a researcher on advanced nuclear power systems at the Brookhaven Nuclear Laboratory from 1951-1956. Following that, he moved to Southern California and began his career in aerospace. During the last 15 years of his career, he was responsible for government relations and public affairs at Rockwell's Space Systems Division. His prior technical experience was invaluable during the years that he lobbied members of Congress and the White House on behalf of the space program.

Ted's education includes a BS in Engineering from Yale University and an MS in Engineering from New York University. From 1943-1946, Ted served as a Marine in the 4th division.

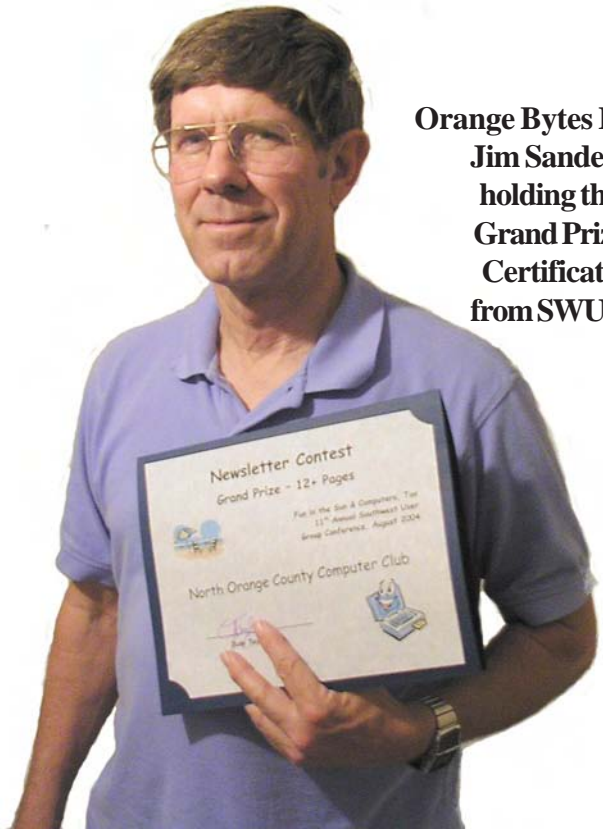
Since he retired in 1988, Ted has become increasingly interested in computers, initially helping his wife, Claire, with the technical aspects of her family genealogy programming. Later, he joined NOCCC and became active in a number of areas. He finds the work of Reviews Editor both challenging and rewarding. He is particularly pleased with the increasing number of products available for review by members and the quantity and

CONTINUED ON PAGE 23

August Photos



The driving force behind SWUG
Judy Taylour and Patricia Hill



Orange Bytes Editor
Jim Sanders
holding the
Grand Prize
Certificate
from SWUG



Trying to get a few pointers from the Adobe rep



The Vendor Roundtable discussion at SWUG



Steve
Bass
at
SWUG.
He
will
be
the
speaker
at
our
September
meeting



Reviews Editor Ted Littman leading a workshop at SWUG on how to improve a clubs review program

The C
years.
2004.
by our
and s
availa
and y

Newsletter Contest

Grand Prize - 12+ Pages



Fun in the Sun & Computers, Too
11th Annual Southwest User
Group Conference, August 2004

North Orange County Computer Club

Judy Taylor
Judy Taylor



Orange Bytes has now won three major awards in the last two years: 2nd - SWUG 2003, 2nd - APCUG 2003, Grand Prize - SWUG 2004. In large part due to the great articles and reviews submitted by our membership. Please keep up the good work. Write an article to share your knowledge. Pick one of the large number of items available at the Reviews Table that interests you, write the review, and you get to keep the item.



A good time was had by one and all at the annual NOCCC Volunteer Pool Party hosted by George and Cathy Margolin.

The Volunteer Party was visited by the ultimate in a personal, portable Wi-Fi Hot Spot. Actually a commercial venture, but hey, you can dream.



Photos by George Margolin and Jim Sanders

pattern it disappears like it has been wounded and then goes through the process of healing itself, but uses a natural growth algorithm that causes the pattern not to be the same as the old. It is there to represent that two different entities interaction can result in changing the entities and such change can be both destructive and cause growth. Also Sunnybrook Technologies and The University of British Columbia showed off very high dynamic range computer displays, which mean the displays will be able to show far better images in contrast, detail, and color than present displays.

Of course the game developers were there showing how real time rendered game images can show such beautiful detail as you are skiing down a mountain or slicing the head off of an orc. Of course it is only going to get better because of increasing power of both graphics and general purpose processors. This will be very much exhibited in the next generation of game consoles that are suppose to be 10 times as powerful as the current generation. Because of this there is increasing talk about the blurring of traditional movie and television entertainment and game based entertainment. On the job front, traditionally games companies have been hiring people from other sectors, especially some that have some connection to technology, art, and entertainment. With the growing numbers of specialized education programs toward game development, it is expected more people will be hired from those programs and less from related sectors.

Usually when people think of SIGGRAPH Conferences they are thinking more of entertainment, science, and research applications, not for those at the office. However, what appeared is OfficeFX from Instant Effects (www.instanteffects.com). You may have seen all sorts of fancy graphics in the public presentation of senior management of corporations. They cost a large amount of money. Now such 3D motion graphics and effects to can be part of the presentation of the average user. It works with Microsoft PowerPoint. You can even import your 3D Studio Max art work into the package. Honda and Acura are currently using it. It costs \$149 and additional theme packs are available for \$99 each.

Yes there was Muppets to Mayhem at this year's SIGGRAPH Conference. Here I only covered a small amount of what was there. In the next few years some of the innovations that where shown there will make it into your local movie theater, home, or office.

Timothy Everingham is CEO of Timothy Everingham Consulting in Azusa, California. He is Vice President of the Windows Media Users' Group of Los Angeles. He is also part-time press in the areas of high technology, computers, video, audio, and entertainment/media and has had articles published throughout the United States and Canada plus Australia, England, & Japan. He is a member of North Orange County Computer Club. Further information can be found at <http://home.earthlink.net/~teveringham>. ■

Backup Software: The second part of having the perfect backup approach is using the right backup software. There are two basic types of backup software available - file backup utilities and full system image backup utilities. Older file backup utilities would backup individual files. These utilities were slow since they had to use the operating system to find and retrieve each file separately. We have hundreds of thousands of files on our hard drive and so working on individual files, one at a time, is very slow. A better backup utility will backup your entire hard drive (a partition at a time) and does this at the hard drive sector level. These types of backup utilities create backup images of your hard drive that you can save to your external hard drive. To conserve space, these images are compressed to about half their normal size which permits you to keep many backup images on your external hard drive. So, the first thing to look for in your backup software is the ability to create compressed images of your entire hard drive.

While an image backup utility is a major step in the right direction, it is not the ultimate solution. With full backup images, you still end up backing up your entire hard drive each time, even if only a small portion of the drive has changed since the last backup. So, the images contain a lot of unchanged files that do not need to be backed up again. So, the secret is to find an image backup utility that can do incremental backup images. With the incremental backup image approach, only the changed sectors on a hard drive are backed up and not those parts of the hard drive that have not changed since the last backup. Incremental backup images are much smaller in size and quicker to complete than a full backup image.

A little calculation at this point may help you understand another reason why the incremental backup image feature is so important. Let's say you have a 120GB main hard drive that is a third full. That means it has about 40GB of files on it. A full condensed image of this hard drive would be about 20GB in size (with a compression of about 50%). That means that you could store four separate full backup images on an 80GB external hard drive. Using the incremental backup image approach, you may be able to store 30 or 40 separate backups on the same 80GB external hard drive. Because you can keep more incremental images on your external hard drive, you can make your backups more

CONTINUED ON NEXT PAGE

Your Business Card would look good here!!

For information about
advertising in the Bytes, contact:

editor@noccc.org

frequently than if you were limited to only four full backups. Hence, your backups would be more current with the incremental image approach versus the full backup approach. This means less lost files since the last backup. This is of major importance when considering a backup approach.

So, the secret to choosing the best backup software is to look for a full system backup utility that can do incremental backup images. There have been a couple of expensive enterprise software products that offer the incremental backup image feature (for example, Symantec's V2i Protector Desktop Edition v2), but there is only one consumer backup utility that I am aware of that offers the incremental backup image feature and that is the Acronis True Image 8.0 product. This excellent backup utility was awarded PC Magazine's Editors Choice award as the best backup imaging utility on the market. PC World calls True Image the leader in the field of incremental backup images. Using this excellent backup utility with an external hard drive will provide you with the most perfect backup approach available today.

How to Backup your Hard Drive: To complete this article, let me suggest how you would do your backups using an external hard drive and an incremental backup image utility. I would suggest that you set up a regular schedule to make your backup images. For the average user, I would make a full backup of your hard drive at the beginning of the month and then an incremental backup image at the end of each week that follows. So, you would have one full backup image and 3-4 much smaller incremental backup images each month. At the beginning of the next month, make another full backup image and follow this again with weekly incremental images. Save all of these images on your external hard drive and don't delete any of the older images until you start to run out of space on the drive. If you have a very active computer system, you could make a full backup at the beginning of the week and incremental backup images at the end of each day. Most users will not need to do the backups this frequently, but some may want the extra protection of more frequent backups. Either way, the approach is the same, just the frequency is changed. With True Image 8.0 you can set up the software to make these backups automatically. So, set it up and forget it. Your backups will occur as scheduled.

If at any time, you need to restore one or a few of your files, you can simply copy these files out of your compressed image files using a facility in True Image. If you need to restore your full hard drive, you can do this also, even if the main hard drive is empty and not bootable. True Image will boot from a special CD to permit you to quickly restore the entire hard drive from the image files. So, you can quickly restore a few files or your entire hard drive using Acronis True Image 8.0.

Finally, you may be wondering why I recommend keeping all of your full and incremental backup images on your external hard drive and not deleting them after you make a new image. You need to understand that the full image you make at the beginning of the month and the incremental images that follow it each week go together in a set. True Image needs all of them to restore your hard drive to the way it was when you made the last incremental image. During the restore, it will combine the beginning full image with

each of the incremental images to recreate the hard drive. It does this very quickly whether you are retrieving a few individual files from the image set or recreating the entire hard drive. Now, let's suppose that a stealth virus got on your hard drive and was captured in the last incremental image you made. You certainly do not want to restore your hard drive with this virus on it. So, instead, you indicate to True Image to restore your hard drive from the incremental image you made just before the image containing the stealth virus. That restores your system to a point in the past when it was still clean of the virus.

Over time, you will build up a collection of backup images on your external hard drive that will let you see what files were on the drive at any point of time in the past few months. If you deleted a file some months ago and now want to get it back, you can indicate to True Image to look in a backup image before you deleted the file and you can copy it back to your hard drive from the image files. Having a history of all of the files that have been on your hard drive is a very powerful and useful function. Only with an incremental backup image software product could you afford to keep all of this history on a modest external hard drive. Acronis True Image 8.0 with an external hard drive is the perfect way to backup your main hard drive.

How to Order Acronis True Image 8.0: Acronis is offering this excellent product to user group members and their friends at a special discount price of just \$34. To take advantage of this special price, you need to go to <http://www.usergroupstore.com> and click on any of the yellow "Buy Now" buttons. This will take you to the secure web order form where you can order your copy of Acronis True Image 8.0 at the user group discount. Complete the form including the special order code of UGNL0804 and submit the form. Your product will be processed in a few hours and will be delivered in 2-3 days.

If you have any questions about this article or how to backup your hard drive, please contact me at barlow@ugr.com. I will get back to you shortly with the answers to your questions. I would like to see everyone's computer protected with a good backup approach. The method outlined in this article should do exactly that for your computer. Don't be sorry. Backup your computer today.

Gene Barlow, User Group Relations gene@ugr.com
PO Box 911600 www.ugr.com
St George, UT 84791-1600 435-652-3005 ■



**INTERNET
WORLD WIDE WEB
ADVERTISING**

<http://www.citivu.com>
web-sales@citivu.com

- High quality Web pages at reasonable prices
- Fast images
- Take a look - you be the judge
- Lots of satisfied customers

(909) 948-5150
NOCCC Member
Jim Peugh

If you are an NOCCC member and write a review for the Orange Bytes, you may keep the item. If you would like to review a specific product (software, hardware, or book) not listed here, please let me know and I will try to obtain it. If you are interested, please contact me:

Ted Littman

NOCCC Reviews Editor

- (714) 779-1936
- reviews@noccc.org

PRODUCTS AVAILABLE FOR REVIEW

A number of products have been obtained from vendors for review by qualified NOCCC members. If you are interested in doing a review (which will be published in Orange Bytes), please call or send an e-mail to me and provide your membership number, phone number, and e-mail address.

Remember, **YOU GET TO KEEP THE HARDWARE, SOFTWARE, OR BOOK!** The following **Products** are currently available:

Boxed Programs and CDs

Norton Internet Security Pro 2004 – The latest update of Symantec's highly rated security suite containing AntiVirus Pro, Personal Firewall, Privacy Control, AntiSpam, and Productivity Control, with advanced Web tools. MSRP=\$70.

My DVD Studio Deluxe v.6 – This new version from Sonic includes all the tools you need to edit video, create menus and buttons, put together a slide show, rip and burn CDs, and make exact copies of your CDs and DVDs. It requires at least a 1 GHz Pentium III and Windows XP. MSRP=\$100.

FlipAlbum 5 Suite – An excellent photo-album-maker from E-Book Systems allows you to create & share virtual photo albums on your PC, on CDs, or on the

Web. MSRP=\$50.

Paint Shop Photo Album 5 Deluxe – The newest version of Jasc's award-winning digital camera software has a completely redesigned interface and allows users to share their photos using today's most popular mediums with lots of tools to enhance their work. MSRP=\$49.

Phone Works Pro 2002 – The "ultimate" Windows Personal Assistant software for telephone, voice mail, fax, & e-mail. Integrates with Outlook & Outlook Express. From Ring Central. MSRP=\$120.

Internet Cleanup 3.0 – From Aladdin Systems, this program blocks pop-ups and ads, erases data trails, deletes web bugs, etc. In other words, it protects your privacy and removes the annoying stuff when surfing the Web. MSRP=\$30.

V2i Protector 2.0 – From PowerQuest/Symantec, this program provides desktop backup & disaster recovery by capturing and protecting real-time working states of systems & data partitions. MSRP=\$39.

Backup for Workgroups 1.0 – A new backup & disaster-recovery program from Lockstep Systems for small & mid-size businesses using a disk-based backup program with Windows for 3 clients. MSRP=\$299/3 Clients.

Easy Uninstall 2.0 – Aladdin System's easiest & most complete program uninstaller for Windows operating systems. Works with Windows 95/98/ME/NT. MSRP=\$25.

Spring Cleaning – One-click cleanup of old unwanted or unnecessary files; uninstall/backup/restore/archive/transport programs; and fix registry errors. This is the sequel to Aladdin Systems' Easy Uninstall and works with Windows XP and older operating systems. MSRP=\$30.

Stuffit Deluxe 8.5 – The only complete compression solution with wizards for archiving, compressing, emailing, opening archives, etc. You can schedule backups, automate everyday tasks, search & browse, and more. MSRP=\$40.

NotePager Pro 3 – Sends SMS and text messages to mobile phones, pagers, and

handhelds. For Windows operating systems. Messages can be sent through a modem or the Internet. MSRP=\$30.

NeuDesk Productivity Suite – A search engine for your hard drives, this program maps & characterizes every file so you can find it simply and easily by typing a few words into a single simple interface. From NeuTrino Technologies. MSRP=\$60.

SendPhotos Gold – "If you would like to e-mail photos without hassle, SendPhotos, from Novatix, is easy and fun to use." - PC Magazine, April 22, 2003. MSRP=\$20.

Money 2004 Deluxe – Microsoft's latest version of this excellent software for managing your finances and planning for the future. Received PC Magazine's "Editor's Choice" award. MSRP=\$60 less a \$20 mail-in rebate.

Flight Simulator 2004: A Century of Flight – Microsoft's latest simulation game with 24 historic & modern aircraft. MSRP=\$30.

Calendar Creator 10 Deluxe – Broderbund's popular software for creating custom calendars with over

CONTINUED ON PAGE 23

Preparing a Review Article for the Bytes

By Ted Littman, NOCCC Reviews Editor

The following suggestions for preparing a review article for the Orange Bytes were extracted from an ORCO PUG article authored by Alan Jarrett and are intended as a guide only. As a reviewer, your audience wants to know your opinion (as an end user) of the product (hardware, software, book) you are reviewing. Please fully identify the product and its cost so that interested club members may be able to purchase it. After you have tested the product consider these questions:

1. What is the product's stated purpose and does it meet it?

2. Within its category of software (i.e., word processor, spreadsheet, database, etc.), does it stand out?

3. What are its major features?

4. Is it easy to use, even for a novice?

5. Can you quote or reference articles/reviews in the computer magazines? The following list contains more specific questions that apply to either software or hardware:

1. Requirements:

1. Operating systems?

2. Windows?

3. Memory?

4. Disk space?

5. Is a Mouse supported?

2. Installation (do not overemphasize details):

1. Was it difficult?

2. Copy or write protected?

3. Does it allow drive and directory selection?

4. Does it automatically configure system? Can you control it?

3. Information about your system:

1. Hardware?

2. Operating system? Version?

3. Memory?

4. Video display?

4. Documentation:

1. What is supplied? Manuals (paperback, electronic) Tutorial? Templates? Table of Contents? Index?

2. Was it clear, concise, helpful?

3. Is there a troubleshooting section?

5. Product Support:

1. How is the vendor's tech support?

2. Does it cost anything?

3. Is it a toll call?

4. Does the vendor provide Internet support?

6. About the product:

1. What comes with the product?

2. What is the cost? (list & street)

3. Version number? Release date?

4. How difficult is the learning curve?

5. Would you buy/use the product?

6. Do you recommend it?


7. What don't you like about it?

8. What improvements or changes would you like to see?

9. Can the software be downloaded from the vendor's Web site; is there a free trial period before buying?

10. What warranty is there on hardware?

7. What are the Name, Address, Phone number (including 800#), and WEB address (e-mail & URL) of the vendor? After you have answered all these questions you should have enough information to write your review. Please be precise but do not make it so technical that only a few people can understand. Please advise the Orange Bytes Editor if you need graphics, pictures, or illustrations to get your point across?? ■



Guidelines for Submittal

Important! Please limit the length of your submittals. We request you limit general articles and software reviews to a maximum of 1300 words, SIG reports to 700 words, book reviews to 600 words, low cost CD-ROM titles to 600 words, and more sophisticated CD-ROMs to 1000 words. As far as the minimum is concerned, we'd just like to see you do justice to any general article or to any product that's reviewed. An **expensive** software package (\$300-700) deserves at least 1,300 words. An inexpensive program (\$50 or less) might have 500 words. Reviews must be completed within 2 months so that the Reviews Editor (Ted Littman) can, in a timely manner, send a copy to the vendor. If you

change your mind about doing the review, please call him (714)779-1936 ASAP to make arrangements for returning the product for reassignment. We hope you enjoy writing your review.

You can now e-mail articles directly to the Editor through the North Orange County Computer Club's Web Site: editor@noccc.org or just give the file on disk and printout directly to Cathy Margolin (President), Jim Sanders (Publications Chm.), or Ted Littman on the next meeting day. If you e-mail your review, please send a copy to TedLit@Adelphia.net.

To transfer your article from your Windows word processor, click at the beginning of the article with your mouse, shift down arrow to the end of the article, then Edit Cut (^C), open your e-mail program, and Edit Paste (^V). This will convert the file to ASCII. If your article is too long to include in an e-mail, please save as ASCII file with a .TXT extension. Then zip the article and attach it to your e-mail.

All documents should have flush left margins, and double carriage returns (skip a line) between paragraphs. The editors will bold your paragraph headings, etc., in order to obtain consistent formatting throughout the Bytes.

Don't use CAPS for emphasis; that's like shouting at someone! We usually have to delete and retype them, which can be a lot of work. CAPS are reserved for computer commands or file names, like AUTOEXEC.BAT or KNOW.TXT. For titles of books and software, capitalize the first letter of each word. We will add the underlining in PageMaker.

Also please spell check your article, and try to follow the ordinary rules of grammar. Don't use columns, tabs, indents, justification, hyphenation or formatting codes. (If columns or tables are absolutely needed, send us a hard copy to guide us.)

We look forward to seeing your review in print and on the Web site. ■

Main Meeting

By Eric Saca, NOCCC



We had an unfortunate situation at our August Main Meeting -- in a last-minute development, the scheduled speaker was unable to attend. Thankfully, Herb Wong quickly stepped in and made good use of our time. He provided some demonstrations about little-known features of Windows Explorer in XP.

The meeting was run by Herb and Secretary Alan Pearlman. As Alan opened the meeting, he mentioned that the date for our next meeting in September was noted wrong in our latest Orange Bytes. The Bytes said September 7th -- a Tuesday. The correct meeting date was September 12th.

Herb Wong demonstrated many "secrets" of Windows XP Explorer and answered several basic XP questions. The following are among the issues he discussed

Useful features for folders with pictures.

With the Windows XP style of desktop (as opposed to Windows Classic), you can customize a folder so Windows acknowledges that it contains photos. This provides three additional features that people may not be aware of -- Filmstrip view, slide shows and online ordering of prints. These features come STANDARD with XP!

To specify a folder as one containing pictures, you need to right-click the folder, then click Properties. When the Properties box appears, click the Customize tab. In the box titled "What kind of folder do you want?" there is a drop-down list box to specify the folder

type. (Note that the Customize tab is NOT available for some folders, like WINDOWS and SYSTEM32.) Several folder types are available, but only two specify that the folder contains pictures -- PICTURES and PHOTO ALBUM. Selecting either of these types and clicking OK will enable the three extra photo-processing features.

The Filmstrip view becomes available in addition to the other five Windows Explorer folder views -- Thumbnails, Tiles, Icons, List and Details. In the Filmstrip view, photo files are lined up along the bottom of the screen, like in a filmstrip. The upper part of the screen becomes a preview window where you can see enlarged views of the files. Just click any picture along the "filmstrip" on the bottom and an enlarged version will be displayed on the top of the screen. If necessary, there are also buttons to rotate the selected picture clockwise or counterclockwise.

You can also display a SLIDESHOW of the files in a picture folder. This requires the left-side task pane that is unique to Windows XP Explorer. This pane will not be shown if the folder pane is currently displayed. To close the folder pane, either click the X in the top-right corner of that pane or click the FOLDERS button in the tool bar. The folder pane will disappear and reveal the task pane. The top box in that pane is called "Picture Tasks." Its first item is "View as a slide show." When clicked, this item will display a full-screen PowerPoint-like slideshow of all photos in the folder. Each photo will be displayed, one at a time, for about five seconds. (A slideshow toolbar also offers a "pause" button to stop at a certain picture, if desired.)

The "Picture Tasks" box in the task pane also offers three other features -- Order prints online, Print this picture and Set as desktop background. The "Order prints online" feature starts the Online Print Ordering Wizard, which allows you to order prints of one or more photos through a variety of companies over the Internet. These prints can then be mailed to you or a friend.

Herb also showed how a picture can be dragged to Internet Explorer. IE will then immediately display it.

Special mouse/-keyboard maneuvers.

With your mouse in Windows XP Explorer, you can click and drag a file to another folder to move it to that folder. If you hold down the CTRL key while doing so, you will COPY the file to that folder. Also, and this isn't as well-known, if you hold down the ALT key while clicking and dragging, you will create a SHORTCUT of the file in that other folder.

To send a file to the Recycle Bin, you can just right-click the file, then click Delete from the context menu that appears. Less well known, you can also delete the file PERMANENTLY, without sending it to the Recycle Bin. To do so, after you right-click the file and the context menu appears, hold down SHIFT while clicking Delete. You will immediately notice the difference, because the warning box that appears will ask if you want to DELETE the file. Without holding down SHIFT, the warning box just asks if you want to send the file to the Recycle Bin.

Note Only files on local drives are sent to the Recycle Bin. Performing the Delete action on files on network drives or removable media will permanently delete those files.

Windows XP Explorer display settings - hidden files and popup descriptions.

By default, hidden files are not displayed in Windows XP Explorer. You can display them by clicking the Tools menu, then Folder Options. The Folder Options dialog box will appear. Click the View tab. Then in the Advanced Settings box, under Hidden Files and Folders, click "Show hidden files and folders," then click OK.

A member noted that his biggest complaint was the yellow popup description of files that always appears when the mouse pointer hovers over those files. He said that the description often blocks his view of the file list in Explorer, making it difficult to browse

filenames. He asked if there is an option to turn off that popup description. Herb searched the settings and sure enough, found where that feature can be shut off. In the Tools menu, he clicked Folder Options. Then he clicked the View tab and in the Advanced Settings box, the option was called "Show pop-up description for folder and desktop items." He unchecked that option and the popup descriptions went away.

Turning off the Read-Only attribute on all files in a folder and its subfolders.

When copying a folder from a Read-Only CD to your hard drive, that folder and all its subfolders and files will remain Read-Only. However, you do not have to change the Read-Only attribute on all its subfolders and files one at a time. Herb showed us how to make the main folder and all its subfolders and files Read-Write in one step. He just right-clicked the main folder, then he clicked Properties. In the Properties dialog box, on the General tab, he unchecked the Read-Only attribute box, then he clicked OK. At that point, a "Confirm Attribute Changes" dialog box suddenly appeared. This gave him the option to either "Apply changes to this folder only" or "Apply changes to this folder, subfolders and files." He selected "Apply changes to this folder, subfolders and files," then he clicked OK.

Custom taskbar.

Herb had set up his taskbar like a menu on the left side of the screen, where he could choose running programs. It was unclear how he had done this -- and why. He said that it allows him to greatly expand the titles of running programs so he can see all or most of those titles. (When many programs are running, very little of their titles are displayed on the standard bottom-of-screen taskbar.) To allow this, he simply dragged his taskbar to the left side of the screen. Then with the mouse, he resized his taskbar to about 40% of the screen's width. Set like that, Windows displays a much wider version of the button for each running program, in a menu fashion. (Obviously, this works best when the taskbar is set to Auto Hide. That setting is in the

Taskbar Properties.)

Submit your Orange Bytes articles!

Before concluding, Alan gave a plea for members to submit Orange Bytes articles. He mentioned that everyone in the club has some sort of computer experience and thus, we all have something to offer for the Bytes. Articles on how to perform tasks based on your everyday experience can be very useful. Alan encouraged everyone to submit such articles.

Next Meeting --

Computer Aided Investors (CAI) SIG



By Bob Krishfield and Ted Williams, NOCCC

Markets for July Results were not good. All the major indices hit lows for the year, crossing below their 200 day moving averages. The weak employment report was the latest hit to the market, but oil prices, gold speculation, interest rates, and some weak earnings reports provided a negative bias throughout July. Support levels on the charts gave way, wiping out trading ranges, and leaving most technical indicators bearish. The On-the-Money newsletter recommending selling all positions on Aug 8th. It will take a move upward of 1.5% of a market index on higher volume to indicate a turnaround before there is some safety to put money back into the market.

Looking for places to put your money in sectors that might be doing well, we found that energy and oil related stocks were up, but at high prices and highly likely to drop anytime. Semiconductors

were the weakest sector. Real Estate and bonds have risen, but may be impacted by employment and a lower dollar. The hedging strategy for FISMIX with URPIX latest performance numbers showed a net positive return for the last few down days, using as little as a 10% hedge.

This month we began discussions of options. The purpose of this presentation was to cover basic definitions and concepts, and setup a foundation for discussions in the next few meetings about option strategies and how to use computer tools to make sound decisions for using options. We will discuss several option strategies and methods for selecting the best strategy. The full presentation soon may be viewed on the web at www.twilliams.net

As an intro, an option is the right to buy or sell 100 shares of a stock at a specific "strike" price by a specific expiration date. The cost of the option is the premium. We discussed call options - the right to buy a stock, put options - the right to sell a stock. You can buy or sell an option at any time before the expiration date. The option owner may exercise a call option, buying 100 shares of stock at the strike price. It only makes sense to exercise a call option if the stock price has risen above the strike price. If not exercised, it expires worthless on the expiration date. Likewise, it only makes sense to exercise a put option if the stock price falls below the strike price.

A risk curve graphs the potential return from exercising an option less the cost of the option as the stock price changes. For example, the risk curve for buying the stock itself is a straight line that rises \$1.00 for every \$1.00 increase in the stock. On the expiration date of a call, the risk is the premium paid for the stock if the price of the stock is at or below the strike price and rises \$1.00 for every \$1.00 increase in the price of the stock above the strike price.

We discussed the risk curves for purchasing a stock, purchasing a call option, selling a call option, purchasing a put option. It takes some experience to

CONTINUED ON NEXT PAGE

CAI SIG

FROM PAGE 25

use options and gain the advantages they offer, including Limiting risk in buying options rather than stock, the maximum risk is the total premium which is usually less than the shares cost of stock; Hedging strategies that limit your maximum loss in a stock by buying a put options at a strike price slightly below the current stock price; and Leverage your given dollar investment by buying options for less than the cost of buying/shorting a stock, and taking advantage of large price moves.

From the discussion, a lot of details about options surfaced, where the experienced traders provided answers to a long stream of questions. On the subject of how to get educated and up to speed, the answer was to read up on the subject (see the Learning Center at www.cboe.com) and come to the CAI SIG meetings. Other subjects to be included in the next few meetings include data subscription services for Metastock and AmiBroker, and discussing some basic elements of technical analysis. ■

PC Q&A SIG

By Larry Klees, NOCCC

A New Type Of Firewall

At the last meeting, I had the pleasure of filling in for Jim Sanders to lead the Q & A sig. It quickly became apparent that I have reached that stage in life where I'm better at asking questions than answering them. So we spent the bulk of the meeting discussing a new type of firewall that I'm working on.

This new firewall is designed around two premises.

1. Readily available free software (firewall, anti-spyware & anti-virus) can protect you from most Internet hazards; however, there is not and never will be any software or hardware that will make you 100% safe. If valid data can get through, so can the bad stuff. Such

penetrations are rare today but the trend is in favor of the bad guys. Also the never ending updates are maddening.

2. A computer hooked up to the Internet is going to get hit by the bad stuff, so you want to keep your data safe and get rid of the bad stuff as painlessly as possible.

To that end, I am building a firewall consisting of a second computer which keeps my main computer completely off the Internet. The second computer (built of old parts) is especially designed as a sacrificial computer. It will have only basic protection for itself, but will totally isolate the main computer from the bad stuff. The sacrificial computer will be particularly easy to disinfect.

So now we have a main computer (here after referred to as "computer A") and a second sacrificial computer (here after referred to as "computer B").

A KVM (Keyboard-Video-Mouse) switch allows me to easily switch between the computers by keyboard command or pressing a button on the switch. A new Belkin switch also switches the speakers and microphone (if any). Since the KVM switch is the ONLY connection between computer A and computer B, there is a total quarantine of any possible bad stuff. The light on the switch and different looking operating system environments make it obvious which computer is in use at all times.

Out going safety

With no network connection of any kind, it is impossible for spy-ware to transmit any private information from computer A, or for anyone on the Internet to see any of the files on computer A or even know that it exists. Of course any passwords or information copied onto computer B are still up for grabs. User beware!

Incoming safety

Basic virus and spyware checking will be performed. But rather than being paranoid about the impossible task of keeping these programs up to date; heavy emphasis will be placed on and visual inspection of downloaded files and on local quarantined execution of

executable files.

Visual inspection

A good file viewer that looks past the file extension and into the file, allows actually seeing that picture of my cousin or the letter from my aunt and helps to confirm that the file is as advertised. Special attention must be paid to files that may contain macros and a possible macro virus.

Quarantined execution of files

Most downloaded executable files can be executed right on computer B. One of two things can happen.

1. The file executes normally and can be moved to an external hard drive or memory card reader.

2. The file contains bad stuff and computer B is now infected.

Lets say all the files are O.K.

They are copied to the external drive, the KVM switch is switched to Computer A, the external drive is plugged into computer A, and the files are safely copied to computer A.

On the other hand if computer B is now infected, remember I said it is specially designed as a sacrificial computer. I am currently working on a windows version, but ultimately Computer B will be running a version of Linux called Knoppix. Linux is an operating system for which few viruses have been written. More importantly Knoppix runs from a CD ROM to which you can add a few other necessary programs. When computer B becomes infected, a simple power down - power up cycle will absolutely squash, kill, and eradicate any and all bad stuff!

What more could you ask of a firewall? Well actually there are a few things. People who do heavy duty research won't like all the A-B switching. People who use programs with HELP functions that go on the Internet will be completely stopped. People who use those sleazy, sneaky, untrustworthy, pernicious, global bandwidth wasting, spyware ridden tutorial CD's that will only work with Internet access will be stopped. You may find other short falls, but for me, this system is just right. ■

Volunteer

FROM PAGE 13

quality of reviews published in Orange Bytes. Now, if another member would volunteer to help him during our monthly meetings, Ted could attend an occasional SIG and main meeting too! He takes pride in the contributions that our reviewers have made to the award of grand prize (for large newsletters) that Jim Sander's Orange Bytes received at the recent 11th annual SWUG conference in San Diego. ■

XP SP2

FROM PAGE 13

probably not. If you never have your machine connected to the internet, a lot of the security patches are a moot point. One conflict to be aware of is the new MS firewall program. It wants to be on by default. As I am running Zone Alarm and will continue to do so, having two firewalls running at the same time is not good practice even if they don't step on each others toes. You can turn off the new MS firewall.

Why do I want to continue running Zone Alarm? Zone Alarm lets me know when a program is trying to get into my computer AND when a program is trying to access the Internet (sometimes referred to as "calling home"). It then gives me the option of allowing that access or not. I am willing to bet money the new MS firewall will NOT give me that option on any of the many parts of Win XP that want to call home for one reason or another. There are going to be times when I don't have much of a choice, but the rest of the time I figure it is none of Uncle Bill's business to know when I am using my computer. I ran across a report that I found very interesting. MS Knowledge Base article 811113 located at <http://support.microsoft.com/default.aspx?scid=kb;EN-US;811113>. This is a list of all the Knowledge Base articles that describe the fixes and updates that are contained in Microsoft Windows XP Service Pack 2 (SP2). The list seems to go on forever. FYI, I counted 802 articles! ■

Products

FROM PAGE 18

150,000 premium images. MSRP=\$50.

Programs to Download from Vendor's Web Site

RedBox Organizer 5.0 – Award-winning Personal Information Manager for Windows from Incline Global with a comprehensive set of simple-to-use utilities. MSRP=\$40.

Art Icons Pro 4 - A great solution for extracting, cataloging, and managing PC computer icons. MSRP=\$40.

Currently Available Books

Mac OS X Desk Essentials – This is the only Apple-certified book on Mac OS X and provides a 500-page guide to supporting and troubleshooting this OS. Edited by Owen Linzmayer and published by Peachpit Press. MSRP=\$50.

Inside AutoCAD 2005 – This book/CD takes a hands-on, in-depth approach to everything from the most common tasks and functions to advanced concepts with step-by-step tutorials showing you how to effectively use and apply AutoCAD 2005 to meet your needs. From New Riders. MSRP=\$45.

Google: The Missing Manual – This book, by Sarah Milstein & Rael Dornfest from O'Reilly, is your guide to search techniques & tricks, must-have tools, little-known corners of Google, and webmastering. MSRP=\$20.

Hardware Hacking Projects for Geeks – This O'Reilly book is authored by Scott Fullam who has been "hacking" hardware since he was ten years old. It contains 15 amazing projects that range from the truly useful to the legendary and wacky. MSRP=\$30.

PC Hardware in a Nutshell, 3rd Ed. – O'Reilly's comprehensive guide to buying, building, upgrading, and repairing PCs. A desktop quick reference. MSRP=\$40.

Upgrading Your PC, 2nd Ed. – New Riders book + DVD authored by Mark Soper. A good reference if you are planning to enhance your PC. MSRP=\$25.

Absolute Beginner's Guide to Creating Web Pages, 2nd Ed. – This book authored by Todd Stauffer from Que Publishing teaches you how to design & build your

own Web sites by showing you the fundamentals first and then building on that foundation with a hands-on tutorial approach. MSRP=\$19.

Digital Photography Hacks – This book by Derrick Story from O'Reilly offers "100 industrial-strength tips & tools for getting the shot." MSRP=\$30.

3D Game-Based Filmmaking: The Art of Machinima – The complete hands-on guide to creating animated real-time 3D films on your PC. Authored by Paul Marino, an award-winning Machinima and animated film director and designer, this book/CD is published by Paraglyph Press. MSRP=\$40.

Implementing CIFS, the Common Internet File System – An authoritative guide to the inner workings of Microsoft's Internet/intranet file sharing system from Prentice Hall authored by Christopher Hertel. MSRP=\$45.

Murach's C# - a .net Developer's Guide – Authored by Joel Murach & Doug Lowe and published by Mike Murach & Associates, this 750-page book shows you how to use Visual Studio, C#, and the .NET classes to develop Windows applications; how to use business classes, inheritance, and interfaces the way they're used in the real world; and how to develop professional database applications with ADO.NET. MSRP=50.

C++ GUI Programming with Qt 3 – The first official Troll tech guide to Qt programming by Jasmine Blanchette & Mark Summerfield from Prentice Hall. MSRP=\$45.

The Art of UNIX Programming – Authored by Eric Raymond from Addison-Wesley, this book bring together philosophy, design patterns, tools, culture, and traditions for this best & most innovative software. MSRP=\$40.

Advanced UNIX Programming, 2nd Ed. – The classic guide to UNIX programming is authored by Marc Rochkind & published by Addison-Wesley. MSRP=\$45.

Linux Programming by Example – This book teaches Linux programming by showing & explaining well-written programs drawing from both V7 UNIX and GNU source codes. Authored by Arnold Robbins (who wrote UNIX in a Nutshell), the book is from Prentice Hall. MSRP=\$40.

Understanding the Linux Virtual Memory Manager – This book/CD, authored by Mel Gorman, presents both theoretical foundations & a line-by-line

CONTINUED ON PAGE 26

SIG List

Those who have listed an e-mail address would prefer to be contacted by e-mail rather than by phone, whenever possible

SIG	Bldg	Room	Time	Leader	E-mail	Phone
Autocad	Wilkinson	111	9:00	Joe Mizer	jmizer@earthlink.net	909-688-9848
Computer Aided Investing	Wilkinson	211	9:30	Bob Krishfield	bobkrish@socal.rr.com	714-532-3096
Computer Security	Science	203	11:15	Dave Keays	rdksoft@sbcglobal.net	714-821-4792
Digital Photography	Irvine Hall		2:30	Jack Donan	jfdonan@sbcglobal.net	714-633-4084
Genealogy	Science	111	2:30	John Johnson	jrosjohnson@juno.com	714-991-3314
Computer Essentials	Science	111	9:00	Herbert Wong	CESIG@singularitytechnology.com	714-968-7264
Hardware Essentials	Science	109	2:30	Herbert Wong	ocug@singularitytechnology.com	714-968-7264
Linux for Desktop Users	Wilkinson	111	9:00	Bob C. Ray	bobcray@pacbell.net	714-634-7520
Linux for Server Administrat	Wilkinson	111	10:00	Bob C. Ray	bobcray@pacbell.net	714-634-7520
Linux Programming Concepts	Wilkinson	111	11:15	Bob C. Ray	bobcray@pacbell.net	714-634-7520
Macintosh	Wilkinson	221	11:15	John Willner	Willner@earthlink.net	714-838-1434
New Technology	Irvine Hall	—	9:30	George Margolin	Inventor@pobox.com	949-645-5950
Office Suites	Wilkinson	210	11:15	John Heenan	jc_heenan@csi.com	714-998-7660
PC Q&A	Irvine Hall	—	11:15	Jim Sanders	jsanders@ligasmicro.com	714-636-5523
Understanding OS's	Wilkinson	111	11:15	Charlie Moore	mooreca@adelphia.net	714-529-9071
Visual Programming I	Science	109	8:30	Anson Chapman	aeccrcss@hotmail.com	909-860-9515
Visual Programming II	Science	109	9:00	Anson Chapman	aeccrcss@hotmail.com	909-860-9515
Visual Programming III	Science	109	10:00	Anson Chapman	aeccrcss@hotmail.com	909-860-9515
Visual Programming IV	Science	109	11:15	Anson Chapman	aeccrcss@hotmail.com	909-860-9515
Please report SIG changes to				Herbert Wong, Jr.	ocug@singularitytechnology.com	714-968-7264

Benefits

CONTINUED FROM PAGE 4


There's also an optional Support & Maintenance contract that gives tech support via phone & email, as well as free upgrades for one year. That contract is \$28 (down from \$35) for each license. If any multiple licenses are needed there will be additional discounts available as well. Please order your software from Beth Sautter. She can be contacted at: Beth Sautter bsautter@globalscape.com ~ Business Development Manager, GlobalSCAPE, 800.290.5054 x114

VOPT XP – New Fast Defragmentation Program, is now out and will work with Win 95, 98, Me, 2000, and XP by Golden Bow software (<http://www.goldenbow.com>). Download a free 30 day trial to see how fast it will defragment your hard drive. Mention "Margolin" to get the \$30 user group discount or \$10 off the \$40 price.

Klassic Specialties – Don Baker offers NOCCC members a 5% discount on ink cartridges, etc on his website, www.klassicspecialties.com. Just put in the code NOCCC for the discount. Also 5% will be donated to the Club from your purchase.

Novatix Corporation

ExplorerPlusT – The ultimate file management program. ExplorerPlus™ provides a complete solution to all your file management needs. Tackle even the most demanding file management tasks like a pro! See UG pricing at: <http://www.novatix.com/purchase?P4774C> ■




Pig SIG Open To ALL

The Cafeteria in Argyros Hall is closed this summer. Check with the Information Desk to see if a different location has been chosen for the Pig Sig.

There are several sets of tables where NOCCC people gather, eat and chat. Just look for the badges, grab a chair, and join in! This is an informal group, so many different subjects are discussed. It's a great opportunity to mix, mingle and network. See ya there!

NOCCC Help Line

The Help Line is in the true spirit of NOCCC, which is to help others to learn more about computers. The following is a list of Help Line Volunteers. The list is organized by the topic that each volunteer is willing to help you with. Please help us to keep this list current. Call or e-mail editor@noccc.org with additions, deletions, or corrections.



AI
Amiga
Apple
Apple II
Apple/Educator
C/C++
Computer Boards
Corel Draw
Excel(IBM)

Excel(Mac)
Macintosh
Macintosh
Memory/Interrupts
Modem Hardware
Modem Software
Neural Networks
OS/2
Pagemaker 6.0/6.5
PC, Beginners
PC Hardware
Quicken 6.0
Quickbooks 5.0
Quicken 2000,2001

Quickbooks

Quicken Home &
Business 2000, 2001

Powerpoint
Realtime Control
Robotics
Tcl/Tk
Unix
Windows 9X
Windows 9X
Windows 2000
Word
Word
WordPerfect

The NOCCC Help Lines are published in the printed version of the Bytes which is mailed to the membership.

FREE AD SPACE

If you are an NOCCC member, and have a computer-related, non-commercial ad that you would like to have placed on the Internet, visit the *Classified Ads* section of our website at: <http://www.noccc.org> or contact Jim Sanders at jsanders@ligasmicro.com

Club members are also welcome to post **“Wanted”** or **“For Sale”** notices on the kiosk, but please do not tape them on doors, windows, or walls.



New volunteers for the Help Line would be appreciated!
If you have an area of expertise to share, let us know.

Products

CONTINUED FROM PAGE 23

commentary in unprecedented detail. It covers everything from physical memory description to out-of-memory management. Published by Prentice Hall, MSRP=\$60.

Interprocess Communications in Linux – The definitive guide to Linux processes and IPF for programmers and system administrators by John S. Gray from Prentice Hall. MSRP=\$50.

Managing Linux Systems with Webmin – System Administration & Module Development by Jamie Cameron from Prentice Hall. MSRP=\$45.

Next Generation Application Integration – From simple information to Web services, this book by David Linthicum from Addison-Wesley is an indispensable resource for those responsible for managing or implementing application-integration middleware. MSRP=\$40.

Open Source Network Administration – Author James Kretchmar from MIT presents an extraordinary collection of open source tools for streamlining and improving virtually every facet of network administration. Publisher is Prentice Hall. MSRP=\$45.

J2EE Security for Servlets, EJBs, and Web Services – This book by Pankaj Kumar from Prentice Hall is the definitive guide to securing server-side Java and covers every significant J2SE and J2EE security mechanism. MSRP=\$50.

The Effective Incident Response Team – An Addison-Wesley book by Julie Lucas & Brian Moeller. A complete guide for network administrators and managers on dealing with computer attacks by intruders, worms, and viruses. MSRP=\$40.

Malware: Fighting Malicious Code – Keep your Windows and UNIX systems from being controlled by the bad guys. An excellent book from Prentice Hall authored by Ed Skoudis and Lenny Zeltser, two experts in the computer security field. MSRP=\$45.

Biometrics for Network Security – Authored by expert Paul Reid, this book covers options ranging from fingerprint identification to voice verification to hand, face, & eye scanning from a practitioner's viewpoint. From Prentice Hall. MSRP=\$45.

Know Your Enemy - Learning About Security Threats, 2nd Ed. – Max Kilger and Rob Lee provide an unrivaled “intelligence report” on those who use the Internet for destructive purposes plus an in-depth guide to honeynets—high-interaction honeypots designed to capture extensive information on exactly how your enemies operate so you can protect your systems from them. Book + CD from Addison-Wesley. MSRP=\$50.

Exploiting Software: How to Break Code – This book has the details you need to know about how attackers find software holes and exploit them – details that will help you secure your own systems. Authored by Greg Hoglund & Gary McGraw and published by Prentice-Hall. MSRP=\$50.

DEFEND I.T. – Security by Example – Aimed at information-security professionals and network administrators, this book shows you how to tap the best computer-security practices and industry standards to deter attacks and better defend networks. Written by Ajay Gupta & Scott Laliberte and published by Addison-Wesley. MSRP=\$35.

Secure Architectures with OpenBSD – Written by Brandon Palmer & Jose Nazario, this book is the insider's guide to

building secure systems using OpenBSD. It is a how-to for system and network administrators who need to move to a more secure operating system as well as a reference for those users who want to fully exploit every feature of the system. From Addison-Wesley. MSRP=\$35.

Essential Check Point FireWall-1 NG – An installation, configuration, and troubleshooting Guide authored by Dameon Welch-Abernathy (aka “PhoneBoy”) from Addison-Wesley/Pearson Education. MSRP=\$55.

WI-FOO The Secrets of Wireless Hacking – This hands-on, practical guide covers everything you need to attack or protect any wireless network. Authored by Andrew Vladimirov, Konstantin Gavrilenko, & Adrei Mikhailovsky, the book is published by Addison-Wesley. MSRP=\$35.

A Field Guide to Wireless LANs for Administrators and Power Users – In this book, best-selling author Thomas Maufer explains how LANs work and how to make them work for you reliably & securely. From Prentice Hall. MSRP=\$40.

Real 802.11 Security, Wi-Fi Protected Access & 802.11i – An Addison-Wesley book by Jon Edney & William Arbaugh provides what you need to know on wireless LAN security. MSRP=\$45.

.Net Security & Cryptography – A book from Addison-Wesley by Peter Thorsteinson & G. Ganesh provides practical & comprehensive coverage on implementing cryptography and security in the Microsoft .Net platform. MSRP=\$50.

Dreamweaver MX 2004 The Missing Manual – This 836-page book offers a rich environment for building professional web sites. Armed with this book, both first-time and experienced Web designers can build stunning, interactive web sites to life. Authored by David Sawyer McFarland who has been designing web sites since 1995 and David Pogue, tech columnists for the NY Times. MSRP=\$35.

The Official Samba-3 How To and Reference Guide – This book is part of Bruce Perens' “Open Source” series. Authored by John Terpstra & Jelmer Vernooij, this is the practical, authoritative, step-by-step guide to cutting IT costs with Samba-3. From Prentice Hall. MSRP=\$50.

Samba-3 By Example – Another book/CD of Bruce Perens' “Open Source” series. Authored by John Terpstra, it covers a wide range of practical deployment scenarios from the smallest Windows network to the distributed enterprise Windows network. From Prentice Hall. MSRP=\$45.

We the media – This hard-cover book is authored by nationally known columnist and blogger Dan Gillmor of the San Jose Mercury Press. It discusses how modern communications technology and the Internet are transforming journalism. Published by O'Reilly. MSRP=\$25.

Will Wheaton: Just a Geek – This fascinating autobiographical hard-cover book by Will Wheaton tells of his painful search for “life, love, and fulfillment beyond the Starship Enterprise.” If you were a watcher of Star Trek: The Next Generation, you will recognize Will as the young actor who played the son of Dr. Crusher. Published by O'Reilly. MSRP=\$25.

If you would like to review a specific product (software, hardware, or book), please contact me by phone or e-mail: Ted Littman, NOCCC Reviews Editor ■

Orange Bytes is published monthly by:
 North Orange County Computer Club
 P.O. Box 3616, Orange, CA 92857
 (714) 998-8080

**Commercial Display Advertisements
 are Welcome**

Contact — Editor@noccc.org.

RATES

One Page Vertical	7.0"x9.5"	\$200
Half-page Horizontal	7.0"x5.125"	\$110
Half-page Vertical	3.5"x9.5"	\$110
Quarter-page	3.5"x5.125"	\$60
Business Card	3.5"x2.125"	\$20
Center Spread		\$400

Deadline: Tenth of the month

If you are interested in advertising
 in the publications of multiple User Groups
 throughout the region or nationally,
 you can learn more by contacting
 the User Group National Ad Program
 Hal-PC Advertising—dj97@hal-pc.org
 Please tell our advertisers that you saw
 their ad in the *Orange Bytes*

Publication Information

All opinions expressed herein are those of the individual authors only and do not necessarily represent the opinions of the NOCCC, its officers, Board of Directors, the *Orange Bytes* newsletter or its editors. The NOCCC does not guarantee the accuracy or the correctness of advertising or articles in the *Orange Bytes*, nor does the NOCCC intend to endorse, rate, or otherwise officially comment on products available. Therefore, the readers are cautioned to rely on opinions presented exclusively at their own risk.

Trademarks/Copyrights—The mention of names of products in this publication without trademark or copyright symbols does not imply that they are not so protected by law.

Production—Camera-ready copy of this issue of *Orange Bytes* was produced with Adobe PageMaker 7.0

Type set with True Type: Times New Roman, Bauhaus 93, Arial and Humanist 521BT fonts

Printed by

**Windsor Enterprises
 PO Box 731**

Garden Grove, CA 92842

(714) 539-4373 • Fax (714) 539-2170

Email: PrintingLady@aol.com



**Membership
 Renewal**

When you turn in your
 Membership Renewal
 check, PLEASE fill out a
 Membership Renewal
 Application.

Memberships may also
 be re-newed on our
 Website:
<http://www.noccc.org>

QUICK MEMBERSHIP APPLICATION/RENEWAL

Date: _____ I am a new member
 This is a renewal; my membership number is _____

PLEASE PRINT!

Name _____

Address _____

City _____

State _____ Zip _____ Phone _____

email _____

Fees: \$30 per year plus \$15 for each additional family member

Amount enclosed \$ _____

MC Visa _____ Expires _____

Please make check to **North Orange County Computer Club**
 and mail with application to:

North Orange County Computer Club
 PO Box 3616
 Orange, CA 92857

Are You an NOCCC Member?

Consider all that you get with membership and Join Now

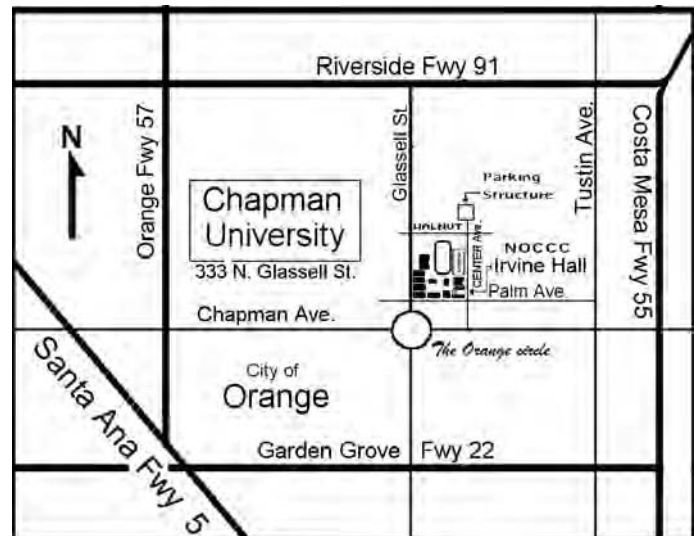
- **Meetings.** Keep up with what's going on in the computer world. Hear outstanding industry representatives make presentations of the latest and greatest in computer products.
- **Special Interest Groups.** Our 20 SIGs cover a broad spectrum of user interest; they invite you, whether you rank as beginner or seasoned computerist, to the lectures and demonstrations they sponsor, and to share computer knowledge.
- **Get help with your current computer problems.** In the Random Access portions of the Irvine Hall meetings, you ask your question of the entire assemblage, and more than likely someone will have the answer.
- **The NOCCC HelpLine.** Some 20 NOCCC volunteers, experts in their fields, are ready to assist with your problems, and are as close as your telephone.
- **The Orange Bytes Newsmagazine.** Our Award Winning newsmagazine mailed monthly to your address reports on current activities and gives you articles and reviews geared toward your needs.
- **Raffles.** We have distributed thousands of dollars worth of hardware and software raffle prizes at our New Technologies and General meetings.
- **Product Review.** Write a review for this newsletter and keep the software, hardware, book or CD. Members reviews are published in this newsletter.
- **Consignment Table.** We have a thriving consignment table on our regular meeting day in which we assist members to sell or buy all kinds of computer items.
- **Volunteer Work.** You are given opportunities to help our activities with interesting assignments. *An all-volunteer organization*, you can join with other members in a variety of activities, write articles for our newsletter, conduct a seminar, run a SIG, man the help desk, show new members around, help the membership committee, and more.

Parking Information — Chapman University's main parking lot is on the north side of the campus (enter from Walnut) and is free of charge for NOCCC's meetings on Sunday. Please feel free to park in the parking lots.

Parking is also free on the **campus-side** of the surface streets. The city of Orange's parking laws prohibit parking in front of residential housing which is across the street from Chapman University. **Expensive parking tickets will be issued to violators.**

The NOCCC Information Desk, Membership Desk, Reviews Desk, Consignment Table, and most of the meeting rooms are in Irvine/Hashinger Hall and the Science Center on the east side of the campus (near Center Street).

Become an NOCCC member by signing up at the Membership Desk on our general meeting day, usually the first Sunday of the month. Or simply fill out the form on the reverse side of this page and send it in!



For current meeting information, please call
(714) 998-8080 for a recorded message.

North Orange County Computer Club
PO Box 3616
Orange CA 92857

NON-PROFIT ORG.
U.S. POSTAGE
PAID
SANTA ANA CA
PERMIT NO 1588

Address Service Requested

Members:
Your expiration month and year
appear on your mailing label.
Please renew promptly, using
the application inside.

Dated Material - Please Expedite