

range Bytes

Award-Winning Newsletter of the North Orange County Computer Club*

Vol 35 • No 10

October 2010

Main Meeting, October 3

Jim Sanders will talk about using multiple monitors with your PCs and the software & hardware options available.

Super prizes for our October raffles – you all come!!! (See pages 4 & 11)

There will be a Consignment Table and E-Waste Collection during the October 2010 meeting. (See Page 5)

View/Download this newsletter (prior issues too) at www.noccc.org – it's in color!

Special Interest Group (SIG) & Main Meeting

9:00 a.m.

Linux for Desktop Users.....Science 131
Topics about the Linux operating system. **Beginners Qs in here also.**

Visual Programming.....Science 111
Visual Basic, Visual BasicScript, Visual C++ and Visual J++ for Beginners.

Microsoft Word, Excel, and Outlook.....Science 109
Topics about these three parts of the Microsoft Office Suite.

Microsoft Access.....Science 306
Database applications and more.

Beginner's Digital Photography.....Science 127
This SIG is for newbies who want to improve their skills. Picture-taking basics, calendars, and more.

Reviews Table, Coffee & Donuts.....Irvine Hall Lobby

10:30 a.m.

Beginners PC Q & A Irvine Hall
Beginners' questions about PCs.

Linux Administration.....Science 131
Topics about the Linux operating system.

10:30 a.m.

Advanced Digital Photography..... Science 127
How did they do that? Also, how to take photographs through glass and control the reflections.

Understanding Operating Systems.....Science 111
Help with DOS, Windows, OS/2, etc.

Visual Programming for Apps (VBA).....Science 306
Using VBA to customize your program by using the power of the built-in wizard feature. Excel 2007 VBA code.

12:00 Noon

PIG SIG.....Hashinger Courtyard
Lunch and conversation.

12:30 p.m.

Advanced PC Q & A.....Irvine Hall

Windows 7 & PC hardware.

2:00 p.m.

Main Meeting.....Irvine Hall

NOCCC website:
<http://www.noccc.org>

Future Meeting Dates in 2010-2011:
Nov. 7, Dec. 5,
Jan. 9, Feb. 6, Mar. 6, Apr. 3, May 1



*SWUG 1st Prize in 2004, 2005, 2006 APCUG 2nd Prize in 2003, 2004, 2005 Founded April 1976

Table of Contents

SIGs Schedule for October.....	1
Future Meeting Dates	1
Orange Bytes Staff	2
October 3 Main Meeting	3
President’s Message	3
Membership Benefits.....	4
October Club Raffle Prizes.....	4
Consignment Table.....	5
E-Waste Collection.....	5
NOCCC Officers	5
NOCCC Help Volunteers	6
SIG Leaders	6
Word & Excel Tips.....	7
Tips for Social Networking Safety.....	7
Spam, Online Fraud, & PC Tuneup Tips..	8
Neat Things You Can Do With a Flash Drive.....	8
Products Available for Review	10
Preparing a Review or Article.....	11
Online Orange Bytes.....	11
Sam’s Teach Yourself Facebook in Ten Minutes Book Review.....	12
September 2010 Main Meeting Report...	12
September 2010 Raffle Winners.....	14
Beginner’s Digital Photog. SIG.....	15
Advanced Digital Photog. SIG.....	16
Microsoft Access SIG.....	17
Visual Basic for Applications SIG.....	17
PC Q&A SIGs	17
Linux Desktop SIGs	18
Microsoft Office SIG.....	19
Visual Programming SIG	19
Understanding OS SIG	19
SIG Leaders Wanted.....	19
Spammers & Your E-Mail Address.....	19
Transportation Information	20
September 13 Board Meeting Minutes...	20
NOCCC Fee Schedule.....	21
Renewed & New Members.....	21
NOCCC Bylaws.....	21
Upcoming Computer Shows.....	22
Pig SIG & Local Restaurants.....	22
Free Ad Space & Members’ Ads.....	22
Publication Information.....	23
Commercial Display Ad Info	23
Membership Renewal.....	23
Are You an NOCCC Member?	24

Orange Bytes Staff

Publication Chairman - Oversees publication tasks and converts the Orange Bytes newsletter to PDF for printing and web posting; transmits PDF to Printer.
Ted Littman (714) 779-1936, tedlit@roadrunner.com

Editor - Edits and makes final selections of the articles to be included in the newsletter.
Ted Littman editor@noccc.org

Associate Editor/Production - Receives articles from the editor and lays out the issue of the newsletter.
Ted Littman editor@noccc.org

Circulation - Oversees mailing and distribution of the newsletter.

Richard Miller.....(714) 309-1504, rrrmil@gmail.com

Reviews Editor - Communicates with the vendors and members who evaluate products and write reviews. Makes sure members meet deadlines. Sends a copy of the newsletter to vendors of products we review.

Ted Littman(714) 779-1936, reviews@noccc.org

Copy Editor - Does final proof reading of the newsletter for typos and misspellings.

Dennis Martin.....(951) 926-3065, dennismartin@dslextreme.com

VOLUNTEERS NEEDED

The following positions are available:

Contributing Editors - Write articles for the newsletter.

Commercial Swap Meets - Distributes the newsletter and NOCCC flyers at swap meets.

Commercial Advertising - Obtains ads from vendors for the newsletter.

Classified Advertising - Obtains computer-related, non-commercial ads for the newsletter *free* to NOCCC members.

Contact editor@noccc.org or (714) 779-1936.



*Celebrating 34 years of
“Friends Helping
Friends”*

Oct. 3rd Main Meeting 2 p.m. Irvine Hall

We started with a 13-inch 640x480 display, that grew to 800x600, then 1024x768, then 1280x1024, and now a 28-inch 1920x1080 display, and there's still not enough room for all the stuff that we would like to have on our screen. The simple solution - have more than one screen. With today's technology, it is very simple to have two, three, or even more monitors. In October, Jim Sanders will explore the different hardware and software options available for setting up a computer with multiple displays. Multiple displays can make work more productive and gaming more fun.

NOCCC meeting attendees please note that Chapman University regulations prohibit food and beverages in Irvine Hall and its other auditoriums.

New Software Available for Review – see page 10

President's Message

By Jim Sanders, NOCCC President

Well, at least the confusion of the September meeting is now behind us. In August, we were faced with the ongoing confusion of the Linux room, 131a that had temporarily been taken over for a function of the University. As a result, the Linux SIG was moved to room 131. Some members loved the move. At least one disliked it intensely and let me know about it in the hallway the morning of the meeting. It was convenient that the university had returned the usage of 131a to us as there was the previously noted scheduling conflict for Irvine Hall. We had to move all of the activities that normally occur in the foyer of Irvine Hall to room 131a. Even with the e-mail notices and several very nice signs that were made up by Bob Dickson, apparently a number of people didn't get the word that the coffee and doughnuts and Reviews table had been moved to that room.

The silver lining to that particular cloud, the low sales of the doughnuts that Bob had brought to the

meeting, was that there were over a dozen doughnuts left over. The cloud within the silver lining was that there were over a dozen doughnuts left over. That makes sense for the following reason; Bob brought a dozen leftover doughnuts to the Board meeting at my house on Monday. With so many board members getting their sugar high, there was a little more talk than normal that resulted in the meeting ending somewhat late.

The Memorial Hall where my PC Q&A SIG's and the Main meetings were held is a very nice, but very large, auditorium. The campus audio video people were very helpful and provided everything that we needed to put on our presentations. A significant plus to me, was that all of the AV equipment that the club normally sets up in Irvine Hall didn't have to be used at all. So, even though I had transported all the equipment to the campus, it stayed in the car. For the October meeting everything should be back to normal.

Speaking of October, Bob Dickson has been doing a very nice job of having a theme display around the coffee and doughnut area. I find it fun to see what the theme is each month. When I asked, he said that October will probably be a traditional theme and embody some aspects of Halloween. The trick or treat aspect of Halloween falls on the trick side when it comes to the scheduled presenter for October. As a result, the warm fuzzy feeling that I spoke of last month that comes from knowing who the speaker is going to be through the end of the year, has fallen on its face. We are back to scrambling to find a speaker for October, and it will probably have to be announced through the e-mail notice as it doesn't look like there's going to be sufficient time to find a replacement before the publication deadline of the Bytes.

Ben Lichtenbergh's Media Center presentation went over very well and the members seem to find it quite interesting. If you didn't manage to attend the presentation I would suggest that you go online and check out Media Center. It provides a number of interesting and powerful audio video features that are both useful and fun, and free, well, except for the hardware you have to buy. Speaking of hardware, just like a bit player that can steal the scene in a movie, the unusual and futuristic looking television antenna that Ben was using got a lot of attention.

See you next month!

Membership Benefits

As a valued member, we bring you a section of discounts and offers as part of the entire "Benefit of Belonging." (Caveat: we are unable to endorse these companies, but make these offers available as a service to our members.)

User Group Offers - Software and Hardware

User Group Relations – You can now order the latest release of **Acronis True Image 2010** from **Gene Barlow** for only \$29 (download) or \$29 plus S&H (on a CD). This top-rated backup utility has many new features and will work with Windows 7. Use the following link for special pricing for user group members: www.ugr.com/TrueImage.html.

Techsmith - You can get **SnagIt 10**, an outstanding screen capture program, and **Camtasia Studio 7**, to quickly record, edit and publish multimedia demos and presentations, bundle for \$269, an \$81 savings. Go to <https://store.techsmith.com/government.asp>. You can download SnagIt 10 alone for \$42.95.

ZoomWare - Ai Squared is pleased to introduce **ZoomWare**, revolutionary new software that magnifies and enhances everything on your computer screen. It is perfect for those who squint at the computer screen and lean in to read the fine print. Members of APCUG clubs (NOCCC is one of them) can get a 20% discount! Normally, the download version is \$149, but with the discount it is just \$119. A CD version is also available for \$140, which is a \$35 savings and ships within 3 to 5 business days. To take advantage of your special APCUG member discount, simply purchase ZoomWare online at www.GetZoomWare.com and enter the following code at checkout: APCUG08. Learn more or get a free trial version at www.GetZoomWare.com.

User Group Offers - Books and Magazines

Pearson Education Products including Prentice Hall Professional, Addison-Wesley Professional, IBM Press, Exam Cram, Que Publishing, and Cisco Press. Get 35% off list price by purchasing directly from the publisher combo site: www.informit.com/join. Sign in or create an account. Enter the membership code "USERGROUP" (all caps). Select your items and check out. You are required to register and apply the code once, but you must be logged in to receive the special pricing.

O'Reilly Books - Get **40% off** all books and PDFs from O'Reilly, Microsoft Press, No Starch, Paraglyph, PC Publishing, Pragmatic Bookshelf, SitePoint, or Syngress books you purchase directly from O'Reilly. Just use code DSUG when ordering online, www.oreilly.com/store/, or by phone, (800) 998-9938. Free ground shipping on orders \$29.95 or more in the US. If for any reason you are not completely satisfied with your purchase, return it to O'Reilly and get your money back (www.oreilly.com/oreilly/cs/guarantee). A return shipping label is included with every direct purchase and directions are posted online in case you misplace it.

Peachpit Press Books Discount - Get 35% off by joining the

Peachpit Club. Use the following hyperlink to sign up:

http://memberservices.informit.com/my_account/login.aspx?partner=52 to sign up as a member. User group members should note that once you have become a Peachpit Club member, you might use your user group coupon code ON TOP of the permanent savings you earn as a member of the club. Just log into the site before you make a purchase to ensure this permanent discount will be in effect, and then enter coupon code **UE-23AA-PEUF** (case-sensitive) at checkout! This coupon code is an exclusive offer that may not be used in conjunction with any other coupon codes. The offer applies to all titles at peachpit.com including New Riders, Macromedia Press, Adobe Press, and Peachpit Press.

Smart Computing - www.smartcomputing.com For each paid membership (subscription to either Smart Computing or Computer Power User) via personalized membership forms or by telephone, the NOCCC will receive one credit. When the NOCCC has accumulated 5 credits, Smart Computing will donate one subscription to us (Great to use as an opportunity-drawing prize or a "thank you" to a member, etc.) Call customer service at (800) 733-3809 and tell them you are with the North Orange County Computer Club. If you go to their website to subscribe, click on User Groups and there is a drop down menu with our group's name on it.

Free Internet Libraries - Upon retiring from college teaching/administration, **Walter Antoniotti** began developing **Free Internet Libraries** (<http://www.businessbookmall.com/Free Internet Libraries.htm>) for students, teachers, and professionals. Of special interest to PC users are these free computer libraries:

Free Business Software (<http://www.businessbookmall.com/Free Business Software Internet Library.htm>)

Free Software Tutorials (<http://www.businessbookmall.com/Software Tutorials Internet Library.htm>)

Excel Internet Library (http://www.businessbookmall.com/Microsoft_Excel_Directions_For_Beginners.htm)

THE OCTOBER CLUB RAFFLES

GENERAL DRAWING PRIZES:

- ❖ **One Terabit Internal Hard Drive (see p. 11)**
- ❖ **Vipre Antivirus Premium 4 Software**
- ❖ **Microsoft Expression Web 3 in Depth Book**

MEMBERS ONLY DRAWING PRIZES:

(Wear your NOCCC Membership Badge and get a free ticket!)

- ❖ **4 GB Flash Drive (see page 11)**
- ❖ **Vipre Antivirus Premium 4 Software**
- ❖ **Microsoft Expression 3 Blend Unleashed Book**

Consignment

The NOCCC Consignment Table **will** be available during the **October 2010** meeting. It is open on even months, the same as the e-Waste collection: so save your items for sale in October. For your information:

- 1) Only current members can place items for sale, but non-members are welcome to purchase items from the table. This is a great place to get some money for your surplus computer items, and help the NOCCC at the same time.
- 2) The consignment table operates on a 90/10% basis — with the owner getting 90%, and the Club treasury 10%.
- 3) **You can fill out a Consignment Table User List and item tags at the table:** The user list and each tag must contain:
 - a) Seller's name
 - b) Seller's NOCCC membership number
 - c) Item name and description
 - d) Item asking price
- 4) The seller may pick up all items and/or money at any time, but **no later than 2 p.m. on the day of sale.** Any items and/or money not picked up by 2 p.m. will become the property of NOCCC and will be subject to disposal at the Club's discretion. The club has no storage room available for unsold items
- 5) NOCCC is NOT RESPONSIBLE in any way for items bought and/or sold at the Consignment Table. Each item is placed and sold on an AS-IS BASIS.

E-Waste

California disposal laws have made it illegal to put monitors and computers in the regular trash. **Omni Technics, Inc.** will be at our regular meetings to collect E-Waste **on even months**, so bring your "junk" in October. Check their web site for more information: <http://www.ca-recycle.com/>. Or, call (562) 627-1910.

NOCCC Officers

The area code for the following phone numbers is **714** unless noted.

President

Jim Sanders544-3589..... president@noccc.org

Vice President

Bob Dickson.....539-1304..... robertbdickson@socal.rr.com

Secretary

Ted Littman.....779-1936..... secretary@noccc.org

Treasurer

John Heenan998-7660..... treasurer@noccc.org

Directors

Steven Breitbart.....486-3070..... sbreitbart@socal.rr.com

Tia Christian.....263-6105..... lwilliams_00@yahoo.com

Mary Cornett.....(949) 716-0779..... pacificblu.mary@gmail.com

Dallas Hazleton.....526-1592... ghazleton4@dslextreme.com

Ben Lochtenbergh.....(949) 653-2545..... bal@msn.com

Richard Miller309-1504..... rrrmil@gmail.com

Gerry Resch772-6667..... gerry@gerryresch.com

Open.....

Editor

Ted Littman.....779-1936..... editor@noccc.org

Webmaster

Jim Sanders, Acting.....544-3589..... president@noccc.org

Volunteers, Committees, and Projects

Consignment Table

Richard Miller309-1504..... rrrmil@gmail.com

Raffle Leader

Gerry Resch772-6667..... gerry@gerryresch.com

Helpline

Ted Littman.....779-1936..... tedlit@roadrunner.com

Membership Database

John Heenan998-7660..... treasurer@noccc.org

Membership Chairman

Ben Lochtenbergh.....(949) 653-2545..... bal@msn.com

SIG Coordinator

Dallas Hazleton526-1592..... ghazleton4@dslextreme.com

Programs/Speakers Coordinator

Mary Cornett.....(949) 716-0779..... pacificblu.mary@gmail.com

Public Relations.

Mary Cornett.....(949) 716-0779..... pacificblu.mary@gmail.com

University Liaison

Jim Sanders544-3589..... president@noccc.org



NOCCC Help Volunteers

The **Help Line** is in the true spirit of the NOCCC, which is to help others to learn more about computers. The following is a list of Help Line subjects that a NOCCC volunteer is able to help you with. Call (714) 779-1936 or e-mail Ted Littman at helpline@noccc.org with additions, deletions, or corrections. Most volunteers prefer being contacted by e-mail. Mention **NOCCC** in the Subject line.

- Apple II
- Computer Boards
- Corel Draw
- Digital Photography
- Excel
- GPS Navigation
- Linux
- Lotus 1-2-3
- Memory/Interrupts
- Microsoft Office
- PC Hardware
- Photo editing & Pshop
- QuickBooks - all ver.
- QBooks 5 & Quicken
- Tcl/Tk & UNIX
- Windows 7, Vista & XP
- Windows 9X & XP
- WiFi & Networking



The names of our volunteers are only available in the printed version of the Orange Bytes.

SIG Leaders

Contact the SIG leaders by e-mail, preferably, rather than by telephone.

SIG	BLDG	RM.	TIME	LEADER	E-MAIL	PHONE
Linux for Desktop/Admin	Science	131	9:00/10:30	Bob Ray	bobrobo@dialup4less.com	(714) 634-7520
Beginner's Digital Photography	Science	127	9:00	John Krill	noccc.bgphotosig@gmail.com	(949) 497-8658
Visual Programming	Science	111	9:00	Anson Chapman	aeccrcss@hotmail.com	(909) 860-9515
Word, Excel and Outlook	Science	109	9:00	Tia Christian	lwilliams_00@yahoo.com	(714) 263-6105
Access	Science	306	9:00	Bob Dickson	robertbdickson@socal.rr.com	(714) 539-1304
Advanced Digital Photography	Science	127	10:30	Larry Klees	larryklees@yahoo.com	(714) 879-6405
Understanding OS's	Science	111	10:30	Charlie Moore	mooreca@roadrunner.com	(714) 529-9071
Access VBA	Science	306	10:30	Bob Dickson	robertbdickson@socal.rr.com	(714) 539-1304
PC Q&A	Irvine Hall		10:30/12:30	Jim Sanders	jsanders@ligasmicro.com	(714) 544-3589

Please report SIG changes to Ted Littman, editor@noccc.org, or (714) 779-1936.

Importing Custom Lists in Excel

Custom lists are a rather esoteric Excel feature that allows you to specify ordered lists of information for virtually any purpose. For instance, a list might include a series of classes or workshops, or it might include a series of employee names. Custom lists can be used when sorting data tables and they can be used by the AutoFill feature.

How you create a custom list from scratch has been covered in other issues of *ExcelTips*. Rather than creating a list from scratch, however, you might find it easier to import a list from a series of cells already in your worksheet. Follow these steps if you are using a version of Excel prior to Excel 2007:

1. Select Options from the Tools menu. Excel displays the Options dialog box.
2. Make sure the Custom Lists tab is selected.
3. Click once in the Import List from Cells box.
4. Either enter the address range that contains the list you want imported, or use the mouse to select the range on the worksheet.
5. Click Import. The values from the selected cells are listed in the List Entries box.
6. Click OK to close the dialog box.

If you are using Excel_2007 then you should follow these steps, instead:

1. Click the Office button and then click Excel Options. Excel displays the Excel Options dialog box.
2. Make sure Popular is selected at the left of the dialog box.
3. Click Edit Custom Lists. Excel displays the Custom Lists dialog box and hides the Excel Options dialog box.
4. Click once in the Import List from Cells box.
5. Either enter the address range that contains the list you want imported, or use the mouse to select the range on the worksheet.
6. Click Import. The values from the selected cells are listed in the List Entries box.
7. Click OK to close the Custom Lists dialog box. The Excel Options dialog box reappears.
8. Click OK to close the Excel Options dialog box.

You can now use the custom list as you would any other custom list in Excel.

Copyright © 2010 by Sharon Parq Associates, Inc. Reprinted by permission. Thousands of free Microsoft Excel tips can be found online at <http://excel.tips.net>.

Toggling Print Preview in Word

If you are the type of person that likes to keep your fingers on the keyboard as much as possible, you will be interested in this tip. Normally, if you want to print preview your document, you need to use the mouse to select the Print Preview tool, or use the **Alt** process to select the Print Preview option from the File menu.

A quicker way to toggle print preview is to simply press **Alt+Ctrl+I**. Press it once, and Print Preview appears. Press it again, and Print Preview disappears.

It is interesting to note that many people overlook this shortcut since it is not listed on Word's menus or ribbons. Normally, Word shows available **keyboard shortcuts** to the right of a menu choice in the menu or in a tooltip on a ribbon or toolbar tool. For instance, if you look to the right of the Print option in the File menu, you can see that **Ctrl+P** allows you to print. Word doesn't list the Print Preview shortcut on the menus, however.

Formatting Page Numbers in Word

In Word, you can format page numbers just as you would format any other text in your document. (This assumes, of course, that you have already inserted the page numbers.) For instance, you can make the page numbers bold, italic, change their size, etc.

If you are working in **Print** Layout view, you can double-click on the header or footer, select the page number, and manually format it. If you are working in Normal or Outline view, you will have to make the header or footer visible in order to format the page numbers. This is done in the following manner.

1. Position the insertion point in the section whose page numbers you wish to format.
2. Choose **Header and Footer** from the View menu. You will see the Header and Footer dialog box.
3. Use the tools in the dialog box to display the header or footer, as desired.
4. Select the page number in the header or footer and format it as you would normal text in your document.
5. Click on Close.

Copyright © 2010 by Sharon Parq Associates, Inc. Reprinted by permission. Thousands of free Microsoft Word tips can be found online at <http://word.tips.net>

11 Tips for Social Networking Safety

Do you use Facebook, Twitter, Windows Live Spaces, or other social networking sites? Follow these tips to help protect yourself when you use social networks.

<http://click.email.microsoftemail.com/?qs=18b6e4b49ec922990f60857a6510c372d7962ad536a00b6c17f8ed7670519057a61d2937ba495963>

Help Keep Spam Out Of Your Inbox

<http://www.microsoft.com/protect/fraud/spam/prevent.aspx>

How To Reduce The Risk Of Online Fraud

Online fraud can be annoying and costly and might pose serious risks to your computer. To help reduce online fraud, learn to recognize scams and take steps to avoid them.

Identity theft is not new, but the cost to consumers has risen since criminals have gone online. Criminals who want to gain access to your online accounts use phishing, hoaxes, or other scams to obtain personal information such as your name, social security number, account name, or password.

What is a phishing scam?

Phishing is a type of deception designed to steal your valuable personal data such as credit card numbers, **Windows Live IDs**, and other account data and passwords. Phishing is also known as **identity theft** and is a type of **social engineering**.

Common phishing scams:

- **Spoofs of businesses that you know and trust.** These are e-mail messages that purport to be from companies or services that you know and trust such as your bank and could contain urgent messages with threats of account closures or other alarming consequences.
- **Lottery scams and other advanced fee fraud scams.** For example, an e-mail message might request your help in a financial transaction such as the transfer of a large sum of money into your account. Or a message might contain a claim that you have received a large inheritance from someone you do not know or that you have won a lottery that you did not enter. For more information, see **Scams that promise money, gifts, or prizes**.
- **Rogue security software scams.** These are e-mail messages, Web sites, or pop-up windows that tell you that your computer is unsafe. If you download the software they offer so you can receive help, you could damage your system or waste money on software that you don't need.

<http://www.microsoft.com/protect/fraud/phishing/reduce.aspx>

Federal Trade Commission

- To report advance fee fraud in the United States, forward the e-mail message to spam@uce.gov.
- To report identity theft in the United States, visit the **U.S. Federal Trade Commission (FTC) online** (<http://www.ftc.gov/bcp/edu/microsites/idtheft/>) or call toll free: (877) 438-4338.
- To report other online scams or fraud in the United States, visit **Filing a Complaint with the FTC** (<http://www.ftc.gov/bcp/edu/microsites/idtheft/consumers/filing-a-report.html>), or call toll free: (877) 382-4357.

10 Ways to Tune Up Your PC

By Ron Doyle

<http://www.microsoft.com/windows/explore/10-ways-to-tune-up-your-pc.aspx>

Help Your PC Run Faster

<http://www.microsoft.com/windows/explore/speed-up-your-pc.aspx>

Neat Things You Can Do With A Flash Drive

By Vinny La Bash, vlabash@comcast.net
Member of the Sarasota Personal Computer Users Group, Inc.

By now you're probably tired of reading about how much better Windows 7 is than Vista. Me too, so let's spend some time examining some of the things you can do with a flash drive other than mere data storage. A USB flash drive consists of a flash memory data storage device integrated with a USB (Universal Serial Bus) interface. USB flash drives are easily removable, and much smaller than a floppy disk. They are rewritable, and usually weigh less than an ounce. There is a wide range of storage capacities with the most common being from 2 GB to 32 GB. Higher capacities up to 256 GB tend to be pricey.

One of the most useful things you can do with a flash drive is to run portable applications. Open Office, for example, is a free suite of programs that includes a word processor, spreadsheet, data manager, presentation tool, and drawing package. You can store the suite as a portable application, and run it on any computer that supports Windows. Firefox and Thunderbird are also available as mobile applications.

Having office applications, email, and an internet browser all pooled in a portable drive you can carry on a key chain is a powerful combination. If you want more go to www.portableapps.com for an open source platform that works with iPods and portable hard drives in addition to flash drives. The platform is not only free, but it's a full function site. You are not limited to a trial period or a limited function subset. There is no sign in requirement, and no necessity to provide even an email address. Go for it.

Everyone wants a faster system. With either Windows Vista or Windows 7, the built-in ReadyBoost feature can speed up your computer with a USB flash drive. ReadyBoost takes the storage space on a USB flash drive and converts it into an additional memory cache that supplements the main memory cache on your primary disk drive. It can do this because flash memory is faster than regular disk drives. It's faster because it has no moving parts, and you can get a noticeable improvement in response time. Implementing ReadyBoost is simplicity itself. Insert the USB flash drive into the USB slot on your computer and follow the configuration prompts.

If you work or live in an environment where other folks have physical access to your computer you can use your flash drive to lock everyone else out of your PC. There is no built-in utility like ReadyBoost for this, but you can download a free tool called Predator from www.brothersoft.com that provides this function. Predator uses a standard USB flash drive as an access control device. After performing a short installation and configuration process, your flash disk becomes a key that will lock and unlock your PC. When you leave your PC remove the USB flash drive. This causes the screen to go blank while disabling the mouse and keyboard. When you ready to resume, put the flash drive back, and everything returns to normal. Move over, Mr. Bond, Predator is here.

All the preceding capabilities are very convenient, but how would you like to carry around a portable operating system? If you are willing to expend a little time and energy you can configure a USB flash drive to be a bootable Windows 7 drive. You will need a flash drive with a capacity of at least 8 gigabytes, and of course a Windows 7 installation disk. Start out by inserting your flash drive into its USB socket and inserting the Windows 7 installation disk in the optical drive. Please make a note of the drive letters. This is essential for successful installation.

Preparing the flash drive is the next step. Click on the Start orb and type: Diskpart

Pressing Enter opens a command window. (After typing a command at the command prompt always press Enter to execute the command.) At the prompt type: List Disk

You will see a list of all your hard drives, partitions, optical drives, card reader drives, and flash drives. Identify the optical drive that contains the Windows 7 installation disk and the flash drive you're working with. For this example we'll assume the flash drive is disk #4, also designated as G and the optical drive is disk #2, also designated as D.

At the command prompt type: Select Disk 4

Run the following commands:

- Clean
- Create
- Primary
- Partition Select Partition 1
- Active Format FS=FAT32
- Assign
- Exit

This series of commands erased extraneous material from the flash drive, created an active primary partition, and formatted it with the FAT32 file system. The next step is to copy the Windows 7 installation files to the flash drive.

At the command prompt type: Xcopy D:*.* /S/E/F G

In this example D is the drive housing the Windows 7 installation disk and G is the USB flash drive. The command copies the installation files to the flash drive, and when it finishes you have a bootable Windows 7 flash drive. The last thing you need to do to make this work is go into the BIOS and make the first bootable device the flash drive.

Carrying a flash drive around is obviously far more convenient than carrying a DVD, and has the additional advantage of being faster than a DVD. This procedure also works for Windows Vista, but why bother when Windows 7 is here?

Copyright 2009. This article is from the December 2009 issue of the Sarasota PC Monitor, the official monthly publication of the Sarasota Personal Computer Users Group, Inc., P.O. Box 15889, Sarasota, FL 34277-1889. Permission to reprint is granted only to other non-profit computer user groups, provided proper credit is given to the author and our publication. We would appreciate receiving a copy of the publication the reprint appears in, please send to above address, Attn: Editor. For further information about our group, email: admin@spcug.org/ Web: <http://www.spcug.org/>

The human brain starts working the moment you are born and never stops until you stand up to speak in public.

Laurence J. Peter

The brain is a wonderful organ. It starts working the moment you get up in the morning and does not stop until you get into the office.

George Jessel

Products Available for Review

The NOCCC regularly receives copies of books or software from the publishers for our review. **We can also request specific products for you to review.** These reviews are published in this newsletter, the Orange Bytes. **Then, you get to keep the book or software.** If you are interested in doing a review, please call or send me an e-mail and provide your membership number, phone number, and e-mail address. You can pick up the product in **the lobby of Irvine Hall between 9 A.M. and Noon** at the next NOCCC meeting.



Ted Littman, (714) 779-1936, reviews@noccc.org.

Note to Reviewers

- ❖ You have 2 months to submit a review. Due-cause time extensions must be requested from the Reviews Editor.
- ❖ You must leave a security deposit (check, credit card number, or cash equal to the product's list value.), returnable upon our receiving an acceptable review.
- ❖ If you decide to return the product without reviewing, there is a \$2 penalty after the first month and a \$5 penalty after the second month.
- ❖ Guidelines for preparing your review are addressed on the next page.

Boxed Programs and CDs

Acronis True Image Home 2010 – Lots of new & improved features for this quality backup & recovery program. MSRP=\$50.

Vipre Antivirus Premium 4 – A high-performance antivirus + antispyware software with an integrated firewall. And it isn't bloated! From Sunbelt Software. MSRP=\$40.

Books

Operating Systems

None.

Office & Home Programs

Ado.net 3.5, LINQ, & EF w/VB2008 – From Murach For database programmers. MSRP=\$52.

Office 2008 for the Mac on Demand – If you use this Microsoft suite on your Mac, this book by Steve Johnson should be of interest. From Que. MSRP=\$30.

New: Microsoft Office 2010 All-in-One for Dummies – Get up to speed on all the applications (Word, Outlook, PowerPoint, Excel, Access, Publisher, & Common Office Tools). From Wiley. MSRP=\$35.

New: Microsoft Access 2010 Programmer's Reference – This 1200-page reference book tells you everything you need to know about the latest Access database program. MSRP=\$45.

New: Microsoft Excel 2010 Bible – Authored by "Mr. Excel," John Walkenbach, this 1000-page book tells it all. Includes a CD. From Wiley. MSRP=\$45.

Internet

New: Teach Yourself YouTube in Ten Minutes – From Sams. MSRP=\$15.

New: All a Twitter – From Que. MSRP=\$20.

Murach's Ado.net 3.5 LINQ and the Entity

Microsoft Expression Blend Unleashed – Sams; Brennon Williams. MSRP=\$50. For developers of interactive Web & desktop applications; take graphical assets & blend them with functional .net code through the power of XAML and the WPF platform.

Digital Photography & Design

New: The Adobe Photoshop CS5 Book for Digital Photographers – Scott Kelby's latest update tells you how the pro do it. From New Riders. MSRP=\$55.

New: Adobe InDesign CS5 Classroom in a Book – The official training workbook from Adobe Systems. Includes a CD. From AdobePress. MSRP=\$55.

Adobe InDesign Styles – Author Michael Murphy explores styles in InDesign CS4 for graphic designers, art directors, and production artists starting with the simplest concepts and building up to the most intricate and time-saving concepts. Peachpit Press. MSRP=\$45.

Real World InDesign CS4 – This book covers the waterfront on Adobe's new design suite. Authored by Olav Kvorn & David Blatner, it is published by Peachpit Press. MSRP=\$55.

Designing Brand Identity – Authored by Alina Wheeler from Wiley, a hardcover book. MSRP=\$45.

Packaging Sustainability – This Wiley book covers tools, systems, & strategies for innovative package design. \$50.

Security

Router Security Strategies, Securing IP Network Traffic Planes – From Cisco Press, this book by Gregg Schudel & David Smith, this book tells you how to segment and protect traffic in the data, control, management, and services planes. MSRP=\$65.

CCIE Professional Development Network Security Technologies and Solutions – A comprehensive, all-in-one reference for Cisco network security – Authored by Yusuf Bhajji, from Cisco Press, this 790-page hardcover book has an MSRP=\$80.

Preparing a Review or Article for the NOCCC Orange Bytes

By *Steven Breitbart, NOCCC*

There are two sections in the NOCCC newsletter, the Orange Bytes, where our members can contribute reviews and articles. They are the **Computer Talk** section and the **Product Reviews** section.

Articles in the **Computer Talk** section can be about almost any computer or technology related experience that you have had. For example, getting a new ISP, getting an ISP to change your connection speed, converting a PC to Linux, using a Macintosh PC for the first time - the list is endless.

The **Product Reviews** section can be a review of almost any type of computer hardware, software, or book about a computer-related topic. The item can be something you have bought or obtained from the NOCCC. Once you agree to do a review, you will generally have 2 months to complete it. These reviews are published in this newsletter, the Orange Bytes

The NOCCC Reviews Editor, Ted Littman, (714) 779-1936, reviews@noccc.org is often sent copies of books or software by the publishers for review by one of our members. **We need NOCCC members to take these items and commit to reviewing them promptly. The reward for doing a review is that you get to keep the book or software.** If we do not review them, they may stop sending these items in the future.

Important! There are two articles at the following link. One provides suggestions and guidelines for preparing a review or article for the Orange Bytes. The second provides guidelines for submittal. Please read both. The link is:

www.noccc.org/bytes/info/index.html

The NOCCC reserves the right to refuse to publish any article or review at the discretion of the editors of the Orange Bytes newsletter or officers of the club. Reasons may include, but are not limited to, length and quality of the review or offensive nature of the product or of the review. .

Orange Bytes and More At the NOCCC Web Site; Webmaster Needed

By *Steven Breitbart, NOCCC*

Jim Sanders, the NOCCC President, has been updating the NOCCC web site. **Nevertheless, we urgently need a volunteer to be the Webmaster. If you can help, contact Jim Sanders** at president@noccc.org or (714) 544-3589.

The latest issue of the Orange Bytes is now available in PDF format, **in color** and with **live** internal and external links. There is no user name or password needed. Older issues also are available. Go to our website: <http://www.noccc.org/bytes/index.html>.

Rest Rooms & Elevator Access

Rest rooms are available at the East side of Hashinger Science Center, on every floor, on either side of the elevator. The elevator also is accessible. To get to the Irvine Hall auditorium, take the elevator to the basement, and follow the left corridor around to the end of the hall and go through the two sets of double doors on the left.

The Main Raffle Prize for October!

(See page 4)



The Members Only Raffle Prize

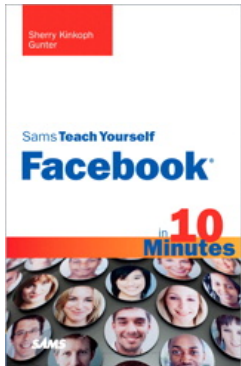
(See page 4)



Product Review

Sam's Teach Yourself Facebook in 10 Minutes

Review by Muriel Fitzsimmons, NOCCC



A hot topic these days is about Facebook - a social networking website. This paperback book by Sherry Kinkoph Gunter aims to teach you the ins and outs of using Facebook without wasting a lot of precious time. The title can be misleading. It actually means you can tackle the easy-to-handle lessons in 10 minutes each and there are 15 lessons. Whether you are a new user, a seasoned participant, or just learning how to navigate the new and improved interface, this book shows you each major feature and how to make use of it with lots of illustrations.

Facebook is free for anyone to use and is a place where people can meet and interact, swap photos, videos and connect with friends, family, coworkers, hobbyists and numerous others. The lessons describe how you can sign up for an account, building your personal profile and finding friends. The lessons cover finding help with Facebook services and etiquette in addition to controlling and guarding your privacy. A favorite way of communicating by sharing photos, videos, and joining groups is clearly explained. There are instructions on starting and managing your own group.

You will learn how to use apps (hundreds of small programs within Facebook) that can be added to your profile page. There is an excellent chapter on setting up and managing *professional pages* that is completely separate from personal profiles. Professional pages is an excellent place to market your product.

For the individual on the go, you can access Facebook through your mobile device. You can even use Facebook's mobile features for text messaging.

In summary, the book is well organized and written in a simple language for anyone to understand. Even though the book title states you can teach yourself Facebook in 10 minutes (which is impossible), it is still an excellent book to have in your library. For more information, visit the InformIT/Sam's Publishing site <http://www.informit.com/store/product.aspx?isbn=0672330873>. The book lists for about \$15 and can be bought at amazon.com for about \$10. It is currently in its second edition.

September 12, 2010 Main Meeting Report

By Steven Breitbart, NOCCC

Photos by Jim Sanders

Club Business

NOCCC President Jim Sanders opened the meeting and started Random Access when people can make any announcement. Mary Cornett, Speakers Coordinator for the NOCCC announced that The Laguna Woods Village PC Club will be having a presentation by a representative from the Microsoft Store in Mission Viejo, California on Monday, September 20, 2010 and to see her about attending. Someone else said that older versions of the Golden Bow defragmentation software, Vopt, does not work with Windows 7; a new version is needed.

Jim also mentioned that the parking permit vending machines in the Lastinger Parking Structure have been moved away from the entry area. Find a permit machine and buy a permit for \$2, which will cover the whole day of the meeting.

Main Meeting Speaker

Our speaker was **Ben Lichtenbergh**, an NOCCC Director. He has been using **Windows Media Center (WMC)** for the past 3½ years. Windows Media Center can turn your computer into a powerful home entertainment hub that functions as a smart DVR. With all the other methods of recording TV and radio programs, he felt that WMC has been neglected.



Originally to get WMC, you had to purchase a PC with a tuner built into it. WMC was a special edition of XP, but now it is included in Windows Vista Home Premium and Ultimate, and Windows 7 Home Premium, Professional, Ultimate and Enterprise editions.

Ben brought his PC, equipped with a TV and FM radio tuner and remote control, an external digital antenna which cost \$30, and a 50-foot coaxial cable to the meeting and set it all up. The antenna was placed near the doorway. All the radio and television programming Ben accesses using the WMC PC is over the air; no cable company or satellite company is required, so there are no monthly charges.

The first demonstration was accessing an FM radio program. Note that PC tuners are FM only; the noise from the computer electronics interferes with AM radio. You can pause the playing of the radio, but the computer buffers the information, so you turn it back on again and listen to it from where you left off.



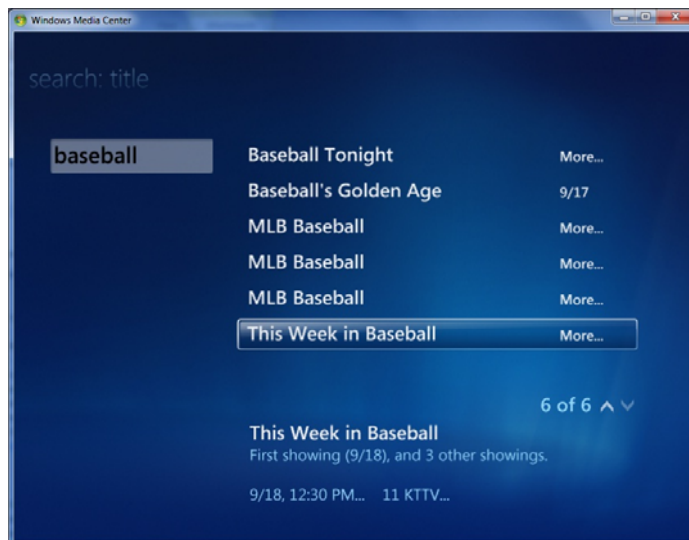
Demonstration 2 was doing the same thing using a live television program - a tennis match. Ben played the recording for us. Some people noticed a slight choppiness in the picture of the recording, which was due to the computer processing of the picture and sound. The choppiness was not even close to a major distraction.

Recording of TV programs is done using the TV Program Guide, which is available over the Internet. The Guide is good for two weeks, but can be set to update every time you get online. Sub-channels, for example 7.1, 7.2, 7.3 are included with the Guide automatically. The first channel of each series, for example 5.1 and 7.1 are listed in newspapers as 5 and 7. Ben has been able to get a total of 71 channels over the air in his neighborhood in Southern California.

Ben stated that he is not too happy with the Guide the way it is now. The user interface appears to have been designed for TV watching, with not too much information on the screen, so that it can be used by a person with a TV remote as opposed to a mouse on a computer screen. Still, Ben said he learned how to use WMC in one week.

The Guide can be searched to record programs based on parameters that you can choose. For example, you could record everything that had the word "Baseball" in the title. There are other types of searches possible, but these were not addressed during the meeting. WMC has the capability to turn on the PC to start a recording that has been scheduled.

Recordings can also be set up manually; Ben set up his PC to record the news every night, up to a maximum of 100 GB of disk space. The oldest recordings are automatically deleted when space is needed. An hour of TV requires over 4 GB of hard disk space.



Recordings can also be set up manually; Ben set up his PC to record the news every night, up to a maximum of 100 GB of disk space. The oldest recordings are automatically deleted when space is needed. An hour of TV requires over 4 GB of hard disk space.

The TV signal comes into Windows Media Center and is saved in the WTV format. The naming convention Ben uses is **Program Name_Channel_YYYY_MM_DD_HH_mm.wtv**. These are then converted to the Windows Media Audio/Video file (WMV) format using Windows Movie Maker and then can be copied onto a DVD.

Most of the antennas in Southern California are in the Foothills near Sierra Madre on Mount Wilson. <http://www.Antennaweb.org> can provide you the best angle for your antenna based on your zip code. Because you are getting the signal over the air from these antennas, quality is affected by weather conditions.

The PowerPoint presentation Ben used is on the web, at www.noccc.via.us/wmc/912.pps. His book review of *Unleashing Microsoft Windows Vista Media Center* in the August 2009, Orange Bytes is available at the NOCCC web site, www.noccc.org/bytes/index.html or at www.noccc.via.us/wmc.

Thanks, Ben. Another interesting meeting. See you all next month.

If you are an NOCCC member and you would like to give a presentation about something interesting you have done with your computer, speak to one of the Board Members. And if the topic is not long enough for the Main meeting, perhaps you could deliver it during one of our SIG meetings.

September 2010 Raffle Winners


Photos by Jim Sanders, NOCCC



Robert Peringer & Gerry "Rafflemeister"



Tim Duffy




Bob Okimoto



Francis Emanuel




Bill Van Horn



Robert Okimoto



Muriel Fitzsimmons



Dan Coakley

*Your photo could be here,
but only if you buy a
raffle ticket or wear your
membership badge!*

*Wear your Membership
Badge for one free ticket!*

**See Page 4 for a list of prizes
that will be available in
October.**

SIG Meeting Reports

Beginner's Digital Photography

By John Krill, SIG Leader

At the last meeting, I took questions and we talked about various subjects.

How do I get both the main subject and a building in the background both in focus?

Use the depth-of-field abilities of your lens.



Depth-of-field (DOF) is defined as the portion of a scene that appears acceptably sharp in the image. Although a lens can precisely focus at only one distance, the decrease in sharpness is gradual on each side of the focused distance, so that within the DOF, the unsharpness is imperceptible under normal viewing conditions. The DOF is dependent on the focal length of the lens, the size of the aperture, and the distance from the camera to the primary subject. (From Wikipedia)

With a zoom lens, the lens has an infinite focal lengths and so it is very difficult to determine the actual depth at any focal length.

Your best solution is to focus on the primary subject and use the highest aperture possible.

In general the area of sharpness is loosely define as the distance 1/3 in front of the subject and 2/3 behind.

Check out Depth of Field at the Wikipedia web site.

If you are not familiar with aperture or focal length or any other terms used in photography, then the *Beginners Digital Photography* SIG is for you.

Web Site for Beginning Photographers

This web site is for beginners and those that think they've moved beyond beginners. It's called *Photo Tutorials*: <http://photo.tutsplus.com/>.

Just visit the site and judge for yourself. While at the site do a search for depth of field. There are several posts that explain depth of field and other basic facts of photography.

Another Photo Organizer

Nikon has put up a new program for organizing your photos. I'm not going to review the program, that's for you to do.

It's free.

The program is called *View NX 2*.

October 2010

You can download the program from the Nikon website. The URL is: http://support.nikonusa.com/app/answers/detail/a_id/16898/. Just scroll down to the bottom of the page and select Windows or Mac.

Next Month

I may cover the basics of picture taking. What's your problem?

Calendars

I'm also looking into making calendars. There are quite a few online companies that allow you to make calendars. I may only get one or two done before the next meeting. We will see.

The Blog

This report should be up on the SIG's blog. I may go into greater detail and I will include screen shots as well.

I've been lax in posting to the blog. I hope to correct this. Because our meetings are once a month and last for only one-and-a-half hours, there is much more I can cover with the blog. Hopefully!

If you have a special request for information regarding digital photography let me know. E-mail me using the address listed below.

Check out the SIG Blog for other information and maybe info on what we will discuss at the next meeting.

See you at the next meeting.

Email: noccc.bgphotosig@gmail.com

SIG Blog: <http://nocccbphotosig.wordpress.com/>

Picasa Photos: <http://picasaweb.google.com/noccc.bgphotosig>

This SIG meets in Science 127 at 9:00 a.m.

If you put tomfoolery into a computer, nothing comes out of it but tomfoolery. But, this tomfoolery, having passed through a very expensive machine, is somehow ennobled and no one dares criticize it.

Joe Martin

Advanced Digital Photography

By Larry Klees, SIG Leader

Last Month

We discussed how factors like aperture, focal distance, and focal length of the lens effect the depth of field. We covered briefly how depth of field with the smaller chip sizes in digital cameras contribute to the "Digital look". We also had an active question and answer session.



At the October Meeting

We will split the meeting into two topics.

One topic will be "HOW DID THEY DO THAT?"

Club members have been sending me photos of pictures with waterfalls that spill out of the frame and onto the floor, or dogs taken for walks through the air, or photo-realistic fantasy animals like griffins. Photo-editing programs can do amazing things and between us we will be able to figure out how many of the tricks can be accomplished. Bring along some photos that have been edited in interesting ways and we will try to figure



those out as well.

The other topic will be "Tips and tricks for shooting pictures through glass". Glass can interfere with camera placement relative to your subject.



More importantly, glass can cause reflections that lower the photo's contrast or mask part of the image as shown in this picture taken at an aquarium.

You can control reflections through camera angle, special lens shades, light shades, polarizing filters, or strobe lights.

The equipment used to control such reflections in the following photos will be demonstrated at the meeting. This moray eel was photographed in the same tank at the aquarium. It used a simple home made sunshade on the lens. The sunshade is lightweight, compact, and cost about \$1.50 to make.



This frog was photographed at a museum exhibit with the aid of a light shade for a car windshield purchased at a 99¢ store.



The reflections from this display at the Sundial Bridge were removed by using an oblique camera angle and correcting the perspective in Photoshop.

Visual Basic for Applications (Access VBA)

By Bob Dickson, SIG Leader

The Sept SIG was a wonderful 'bull session' on Excel VBA. That's EXCEL VBA, not Access VBA. OK, we did look at some VBA code used in the Quilts project (see above) to customize the queries and to make the Switchboard form perform its functions, but most of the time was spent working on Excel VBA. I've worked with VB and Access VBA for many years in business, but didn't use VBA in Excel. However, there have been so many questions about using VBA in Excel that I've started using time to delve into it. We had some wonderful discussions and demonstrations of VBA code in sample Excel spreadsheets in both 2003 and 2007. My big hurdle has been working with the code to reference the objects in Excel, which have difference reference names from my experience in VB and Access, so I'm learning from the attendees. Hey, that's the NOCCC -- Friends helping friends! So I'll be working on Excel VBA during Sept as well as in Access VBA for the Quilts project. Oh, my, and the Oct meeting is only 3 weeks after the Sept meeting. Come up and join us in Science 306 at 10:30 AM. If I can't teach you anything maybe you can teach me! Are we having fun yet?



This SIG meets in Science 306 at 10:30 a.m.

PC Q&A

By Jim Sanders, SIG Leader

In today's world, if I was asked to pick the one piece of hardware that confuses the most computer users, I think I would pick the WiFi-capable router. The industry has created a great deal of the confusion by the actions that it has taken. As I have noted in some previous articles, the industry has indulged in a number of practices that, in my view, verge on fraud if they don't actually cross the line. The most egregious recent example of that is the two-year-long saga of the industry selling "802.11n" WiFi routers that you had to look carefully on the package to find where it said the draft specification is what it was operating on. Of course on the front of the package you often saw a very large 802.11 N which most people assumed meant that it had the same inter-operability and interchangeability between brands as the 802.11g standard. Not only was that not true, but some of the early units built to the draft specification don't work very well with the real specification that was finally ratified late in 2009. Nearly a year later, you will find units on the shelf that still only meet the draft specification. Read the fine print carefully.



So the question was raised once again, would I benefit by upgrading my system to an 802.11n WiFi router? Regretfully,

King of the River

The Sacramento River is an important spawning location for many fish, including Chinook salmon (*Oncorhynchus tshawytscha*). Chinook salmon, also known as King salmon, are the largest and longest lived of the salmon. They are present in the Sacramento River nearly year round, live two to five years, and typically weigh from 15 to 45 pounds when mature.

Salmon are anadromous, which means they are hatched in fresh water, migrate to the ocean to mature, then return to fresh water to reproduce, or spawn. Most salmon return to the same stream or river in which they were hatched. This is called their "natal" stream. Salmon find their natal stream by the "smell" of the water.

The Sacramento River System is the only river in the world that supports four distinct "runs" of Chinook salmon: fall, late-fall, winter, and spring. A salmon run is named based on when the fish begin returning to fresh water. Some fish travel hundreds of miles upstream and spend several months in freshwater before they spawn. Turtle Bay Exploration Park is 297 miles upstream from the San Pablo Bay where salmon enter the Sacramento River.

Presence of Chinook salmon runs in the upper Sacramento River

Run	Start	End
Fall	September	November
Late-fall	October	December
Winter	November	January
Spring	December	February

For more information visit Shasta Dam, the Coleman National Fish Hatchery, and Turtle Bay Exploration Park.

Why are the fish dying?
It is not uncommon to see many dead salmon in the river. All species of Pacific salmon experience semelparity. This means they only spawn once and then die within a few days or weeks. Pacific salmon stop eating when they enter fresh water and use all their energy to swim up the river and spawn. The carcasses then become an important source of nutrition for everything from insects and bald eagles to plants and trees.

These and other techniques will be covered at the meeting.

One Final Note

Many people are likely to shop for new cameras in December. Start thinking if you would like to discuss shopping tips at the November meeting.

This SIG meets in Science 127 at 10:30 a.m.

Microsoft Access

By Bob Dickson, SIG Leader

The Sept Access SIG saw the Quilt project turn the corner and head for home! A long time coming, but we saw a wonderful result to the months of work getting the Quilts database in operation. We spent time working with the functioning of the Primary Key index. The data were all ready but the sequence of the data just wasn't the way Helen wanted it. She wanted the Relative Record Number to be the same as the Record Number. What's all that about? Well, Access writes the records to the disk in any available space. To control the sequence of the display, it needs a Primary Key which it sorts internally and then uses the sorted internal Primary Key to display the records in a sorted sequence. The original data being copied from the 3-ring binders was 'out of sequence' with the way it was desired to be listed. By entering a number in the Recnum field and making that field the Primary Key, the data all listed in the desired sequence. Wonderful. Between now and the Oct SIG session, Helen will enter the rest of the data so that, by Oct, we should see the full Quilts database -- AT LAST! It's been a wonderful learning experience for Helen. So much so that she's enrolled in a Senior's Access class at a local college so she can extend her understanding of this amazing database technology. The next phase of this Quilts project will be to use other features of Access to make the viewing and use of the database easier to display and print. Buy a donut, fill your coffee cup, and come up to Science 306 at 9 AM and join us.



This SIG meets in Science 306 at 9:00 a.m.

there is no simple answer to that question other than probably, but not necessarily by very much. There are a number of reasons for that hedged answer and they have a lot to do with the lobbying by the manufacturers to be allowed options in the specification that defines what an 802.11n WiFi router actually is. The stripped down basic model does not have multiple antennas, does not have any space diversity features, does not have the ability to operate on two different radio frequency bands, does not have multiple-input multiple-output (MiMo) capability. That leaves you with a unit that is still operating on the 2.4 MHz band, the same band that the 802.11g specification uses, the same band that Bluetooth operates on, the same band that most wireless telephones operate on, the same band that some microwaves interfere with, the same band that a number of other wireless devices operate on and compete with and provide interference to your WiFi signal. This class of unit, under optimum conditions, theoretically has a maximum data transmit rate of 130 Mb per second. I want to emphasize that "under optimum conditions" because that clearly seldom occurs. Still, with a little luck and a tail wind, you're likely to see double the data throughput compared to an 802.11g unit.

One of the ways that you can protect yourself from spending good money on a whole lot less product than you think you're buying is to see a consultant like myself to evaluate your needs. A second way, that still avoids having to study and learn a whole lot more than you probably care to know, is to look at the picture on the box to see if it has at least two antennas and then read the description and see if it includes the acronym MiMo. If you check the fine print a little bit further and find that the specifications include operating on the 5 MHz band as well as the 2.4 MHz band, you are probably looking at one of the better units. Don't be surprised if you're also looking at a much larger price tag. In theory, again under "optimum conditions," a full-blown maxed out 802.11n WiFi router can achieve 600 Mb per second data transmit rate. To achieve that kind of performance, the remote unit has to have the same kind of capabilities as the base router. So don't think you can buy that wonderful base router and then plug in the \$20 USB adapter to your laptop and achieve that kind of performance. You're dreaming if you do. One of the big name brands is selling a unit for \$70 that is still based on the draft N specification, and has this line in their spec area; Link RateUp to 300 Mbps in 40MHz Channel Mode. That could represent perfect performance using two of the three channels in the 2.4 GHz band and in a mode that is not recommended for use, or two channels in the 5 GHz band but the specifications on their website doesn't say what the unit actually uses.

Regardless of which specification you are using the actual throughput of a WiFi connection with a good signal is usually somewhere in the range of 30 to 40% of the maximum data transfer rate that is touted in the specifications. So for instance if you have a 802.11g WiFi router that nominally can do 54 Mb per second, the useful rate of data transfer is actually in the range of 22 Mb per second. The overhead of the protocol is the main reason for this reduction in speed.

If you really want to learn more about this on your own I will offer a few URLs that should help to educate you. The first is for the WiFi alliance and is: http://www.wi-fi.org/files/kc/WFA_802_11n_Industry_June07.pdf. The second is a Wikipedia URL that provides information about all of the 802.11 specifications: http://en.wikipedia.org/wiki/IEEE_802.11. The third is a Wikipedia URL that devotes most of its information to the 802.11n specification itself: http://en.wikipedia.org/wiki/IEEE_802.11n-2009. Or you can go here and download the specification PDF directly from the horse's mouth: <http://standards.ieee.org/getieee802/download/802.11n-2009.pdf>


Personally, I haven't had any objections to the speed of the 802.11g unit that I have been using. On general principles I think I will hold off purchasing any of the new equipment until such time as I can find equipment that says it is based on the official, ratified, 802.11n specification. But if you have a need for speed right now, using WiFi, I would recommend that you look for equipment that will allow you to operate in the MiMo mode in the 5 GHz band. I hope this helps.

Jim's two SIGs meet in the Irvine Hall at 10:30 a.m. and 12:30 p.m., respectively. The first is the Beginner's PC Q & A and the second is for everything and everyone else.

Linux Desktop & Administrator

By Bob Ray, SIG Leader

The combined Linux SIGs last month covered many miscellaneous and etcetera type subjects with many of our attending members deeply and intently engrossed with their own laptop/desktop applications...intently hacking away and occasionally "thinking out loud" as in rhetorical exclamations such as "What the ???" and "Hey what's this?" and "What's that?" Additionally questioning out loud "Why won't the computer do what I want"? Which all seemed to center around a GNU/Linux old problem. A "Black Hole" and "Bottomless Pit" that is Multi Media Video applications. Some users experience DVD Video success while others do not. The bottom line is this. DVD Videos are secretly and industry coded and "Dastardized" for a reason. However, the future does look promising for GNU/Linux. Hopefully, new releases will resolve many of these conflicts.



In addition to our "Open Free for All" type of group session, an effort was put forth to manage the pursuing and enduring pandemonium in the room. A presentation was made showing the current development of an Open Source COBOL compiled software application developed specifically for the GNU/Linux computer system running under the GNOME Terminal window. This application demonstrated some of the usage of GUI and Screen capabilities currently available. Attending members will recall the difficulty and some of the current problems facing

developers in this area...that is to say...those members that were paying attention will recall!

In future meetings, we will explore the internals of the GNOME/GUI desktop and the many ways that are available to customize and control the behavior of such. We will also explore procedures and methods for program development of applications in GNU/Linux Ubuntu Gnome...in both GUI and Terminal areas. And, of course, many other aspects of GNU/Linux systems as well.

These SIGs meet in Science 131 at 9:00 a.m .and 10:30 a.m.

Microsoft Office SIG

Tia Christian, SIG Leader

These sessions are an open forum for problems incurred using Microsoft **Word**, **Excel**, and **Outlook** and their resolutions. During these SIG sessions, topics have been discussed on creating Labels in Word and exporting to Excel and printing them. Primary session topics have been the upgrade from Microsoft Office 2003 to Microsoft Office 2007, in addition to the requirements for installation of Microsoft Office 2007 from Microsoft Office 2003; using add -In; e-mail compatibility issues from Microsoft Office 2003 to Microsoft Office 2007 Word, Excel, and Outlook; and PowerPoint products; installation requirements for installing Microsoft Office 2007 on Windows XP as well as Vista 2007; PowerPoint compatibility issues on PowerPoint 2003 slide presentation consisting of an AVI; file viewing.



This SIG meets in Science 109 at 9:00 a.m.

Visual Programming

Anson Chapman, SIG Leader

This SIG is lead by Anson Chapman and is a continuing discussion group about computer programming using Visual Basic, Visual Basic Script, Visual C, Visual C++ and Visual J++ for Beginners.



This SIG meets in Science 111 at 9:00 a.m.

Understanding Operating Systems

Charlie Moore, SIG Leader

This SIG is lead by Charlie Moore and is a continuing discussion group about Operating Systems for computers.

This SIG meets in Science 111 at 10:30 a.m.

October 2010



SIG Leaders Wanted

We would like to expand our Special Interest Group topics to include:

- Open Office
- Computer Aided Investing
- Home Automation
- PC Hardware Essentials
- Internet and the World Wide Web
- Computer Security
- Genealogy 101
- Desktop Publishing

If you have knowledge of and an interest in any of these areas, or others, please consider leading a SIG. Contact Jim Sanders, President of the NOCCC, with your SIG ideas.

How Do Spammers Get Your Email Address?

There are several common ways that spammers can get your email address according to Marcelle Amelia (<http://blogs.msdn.com/b/securitytipstalk/archive/2010/08/06/how-do-spammers-get-my-email-address.aspx>):

- **Crawling the web for the @ sign.** Spammers and cybercriminals use sophisticated tools to scan the web and harvest email addresses. If you publicly post your email address online, a spammer will find it.
- **Making good guesses... and lots of them.** Cybercriminals use tools to generate common user names and pair them with common domains. These tools are similar to the ones that are used to crack passwords. And they work.
- **Tricking your friends.** Even if you know better than to publicly post your email address on the web, it could still be stored in the email inbox of anyone who's ever emailed you or whom you've ever emailed. Cybercriminals can steal contact lists or use social engineering to trick people into giving them access.
- **Buying lists.** Spammers can purchase lists legally and illegally. When you sign up for a website or a service, make sure you read the privacy policy carefully to find out what the site plans to do with your email address.

It pays to keep your email address as private as possible, but sometimes it seems like there's nothing you can do to keep it out of the hands of spammers. For this reason, you have to combine smart privacy practices with strong email filters.

Transportation Information

Meeting Information

The NOCCC meeting is held at Chapman University, in the Hashinger Science Center and Irvine Hall, near the northwest corner of Center Street and Palm Avenue.

Parking Information

Most of this information is on the back cover. For more information, see www.chapman.edu/map/parking.asp. A map of the Chapman University campus is also available at www.chapman.edu/map/map.pdf.

Bus

Several Orange County Transportation Authority (OCTA) buses service Chapman University. Route 54 runs East and West on Chapman Ave. The 59 runs North and South on Glassell Avenue, but doesn't start early enough for the 9:00 a.m. SIGs. Get the most current information or use a trip planner at www.octa.net. OCTA also has a Consumer Information Center at (714) 636-7433 (RIDE).

Railroad

Metrolink trains can get you to the NOCCC meeting from the Inland Empire. There are stops in the cities of Riverside, Corona, and Anaheim Hills. Parking your vehicle is free at the train station. (See M on map below.)

On Sundays, Inland Empire-Orange County Line train 859 leaves San Bernardino destined for Orange County at 8:55 am. For the return trip, train 860 leaves nearby Orange Metrolink at 4:30 pm. The Metrolink station is four-and-a-half blocks from Chapman University. For specifics regarding your trip, check the web site: <http://www.metrolinktrains.com> or call 1-800-371-5465.

Board Meeting Minutes September 13, 2010

The NOCCC Board Meeting was held at President Jim Sanders' residence on Monday, September 13th. Jim called the meeting to order at 7:40 PM. All 11 members attended. There is one open position on the Board.

Secretary's Report (by Ted Littman): It was motioned to approve the Secretary's Report as contained in the September Bytes; this was seconded and approved by all in attendance.

Treasurer's Report (by John Heenan): Net income for Coffee and Donuts was -\$3.80. The General Raffle earned \$65, but this was offset by the \$100 cost to purchase the two hardware prizes. Dues for August memberships was \$385.

Membership: Regular (1-yr.) = 178, Regular (3-yr.) = 13, Family = 7, College Student = 1, Newsletter = 12; **Total of 211 Members**, down 6 from last month. One person joined in August & there were 10 renewals. The Treasurer was requested to provide information on the increase in cost for the Printer's services as well as a monthly report on expenditures for raffle prizes which offset income from ticket purchases. The Board accepted the Treasurer's report.

Main Meeting: The speaker was Board member Ben Lochtenbergh. (See Main Meeting report by Steven Breitbart elsewhere.) Board member attendees commented favorably on the presentation which was held in Chapman's Memorial Hall. There were about 35 attendees.

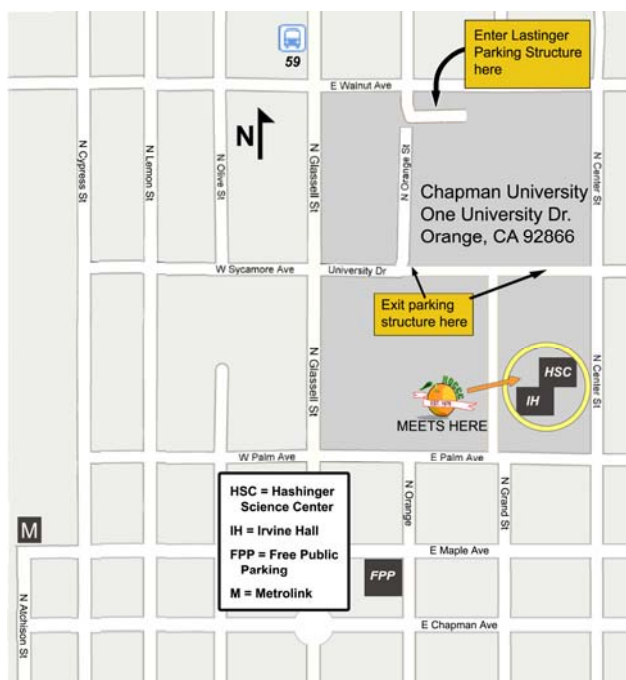
Opening & Closing: Bob Dickson again set up a nicely decorated Coffee & Donuts table in Science 131a. There was a problem with the storage room being closed that was quickly corrected. The Linux SIG met in Science 131 and all was well. In October, we will return to our regular location in the lobby of Irvine Hall.

Next Scheduled Meetings: The next Main Meeting is Sunday, October 3rd, followed by the BOD meeting on Monday, October 4th at the President's residence.

Committee Reports

Programs: At the October Main Meeting Tia has arranged for a speaker from LifeLock on identity theft. Details are on pages 1 & 3. John is still trying to get a speaker from one of the local Best Buy stores for November and Tia may be able to arrange for a speaker on the social media web sites. Mary has a commitment from a previous speaker to talk about Apple's IPAD and IPHONE in December. Tentatively, NOCCC member Ed Schwartz will speak at the January Main Meeting.

Public Relations (by Mary Cornett): Mary did not have anything new to report. Mary and several other Board members



plan to attend the Laguna Woods PC Club 9/20 meeting when the Mission Viejo Microsoft Store staff gives a presentation.

Membership (by Ben Lochtenbergh): Nothing new.

Publications & Reviews (by Ted Littman): BOD members and SIG leaders were emailed to have their inputs to the Editor by September 17th for the October newsletter since we have one week less for production than usual. Two software reviews by NOCCC members were in the September newsletter. One software review has been received for October. No products were taken for review on September 12. One BOD members identified copy omissions and typos in the September newsletter.

Raffles: Gerry Resch ran the September raffles with several "special" hardware prizes purchased by Jim as well as software and books from Ted. \$65 was taken in offset by the cost of the purchased items. Ted will provide software and books for October. Jim has procured one item for the Main Raffle and will purchase a prize for the Members Raffle (See full list on page 4.)

SIGs (by Dallas Hazleton): Attendance again was good to fair at the SIGs. The advanced PC Q&A SIG was attended. Attendance at the 10:30 a.m. SIGs was better than the ones starting at 9 a.m. Too many Sunday late sleepers?

Old Business: Street parking was less available due to the concurrent meeting of a large sorority group in Irvine Hall.

New Business: Several issues were discussed. First was the annual NOCCC donation to Chapman U. that was lengthy and contentious. Jim suggested that we give \$1,500 (up from \$1,000 last year) and Gerry motioned to that which was seconded. Ted moved to amend the motion to provide funds for two Science Dept. scholarships of \$2,000 each. The amended motion was approved by a six to five vote. Jim will contact the Chapman U. person who handles this to discuss the matter and determine if this is acceptable since last year we did not designate how our contribution was to be used. Several Board members asked that the scholarship recipients be identified. Since the fall term has already started, it might be necessary to hold off the next term is about to start.

There followed a lengthy and somewhat convoluted discussion that involved trying to increase NOCCC membership, stem the decline in current membership, improve meeting attendance, and productively use available NOCCC funds. Jim suggested increasing the number of purchased raffle prizes. Others proposed reducing or dropping membership dues. Still others want the club to purchase 35th anniversary logo'd jackets or tee shirts or other clothing items and offer them at a club-subsidized price to members or give them free to the first group of attendees at a forthcoming meeting or offer them free to new members or members who renew by a designated date. The bottom line: Ben Lo will check on costs, availability, timing, etc. so that the Board can take up the issue at the next meeting.

The meeting was adjourned at 9:40 P.M.

NOCCC Secretary Ted Littman prepared this report.

NOCCC Fee Schedule

The fee schedule has been set up to increase club membership, attract people with an interest in computing, and attract local computer-related businesses to place ads in the Orange Bytes with or without becoming NOCCC members. **We are also offering members the opportunity to help our club financially by making donations that should be income-tax deductible since we are chartered as a non-profit 501(c)(3) organization.** Donors will be acknowledged in the Orange Bytes and the Membership level will be shown on the Member's Badge. **Your regular dues is tax deductible!**

Membership Level (\$)	1 Year	3 Years
Individual Member.....	35	90
Each Additional Family Member	15	45
Full-Time Enrolled College Student.....	20	
Enrolled High School Student.....	15	
Business Member + Ad (Business Card)	180	
Business Member + Ad (¼ Page, ½ Page)	465	800
Business Member + Ad (Full Page)	1,475	

Membership Donations (\$)	
Contributing Member	75
Supporting Member	100
Advocate Member	250
Patron Member	500

Thanks to Our 10 Members Who Renewed in August 2010

- ❖ Steven Breitbart
- ❖ Don Dennison
- ❖ Robert Gauger
- ❖ Stephen Kilmer
- ❖ Tom Miller
- ❖ Harold Nerhus
- ❖ Else Olovsson
- ❖ Walter Srebnik
- ❖ Bill Van Horn
- ❖ Gary Wilcut

Welcome to Our Member Who Joined in August 2010

👤 **John Mazanet**

We invite you to take an active roll in running NOCCC and planning its activities. Please contact President Jim Sanders or one of our other officers at a monthly meeting or by e-mail (editor@noccc.org).

NOCCC Bylaws

You may view the club's Bylaws at our website: <http://www.noccc.org/bylaws/>.

Upcoming Computer Shows

By Steven Breitbart, NOCCC

Here is a list of all the computer related shows I found for October to December 2010. I recommend checking the web sites before going.

West Coast Expos Computer Fair (acomputerfair.com)

Fairplex in Pomona
October 16 & 17
November 20 & 21
December 18 & 19

Bagnall's Camera Expo (www.cameraexpo.com)

Brookhurst Community Center in Anaheim
October 17
November 14
December 12

Hyperactive-ACP Computer Show

(<http://www.swapmeetbyhyperactive.com/>)

Hyperactive Computers Parking Lot, Santa Ana
September 26
November 28

The W6TRW Amateur Radio Association

(<http://www.w6trw.com/swapmeet/swapmeet.htm>)

Northrop Grumman Aerospace Systems parking lot,

Redondo Beach. Last Saturday of the month, 7am to 11:30am

If you know of any other computer, technology or other shows in the Southern California area that NOCCC members might be interested in, please send me information about it. sbreitbart@socal.rr.com

FREE AD SPACE

If you are a NOCCC member, and have a computer related, **non-commercial** or "talent Available" ad that you would like to have placed in this newsletter or on the NOCCC web site, send an e-mail with a copy of your business card or ad to the NOCCC Editor at editor@noccc.org.

If you have had an ad previously, you must request that we continue to run it for the remainder of this calendar year.

Your business card would look good here!!

*For information about advertising in the
Orange Bytes, contact editor@noccc.org.*

**Classified ads by NOCCC members cost \$5
for 1-25 words and \$10 for 26-50 words.**

Pig SIG Open to All

Meet us outside **Irvine Hall** from about noon to 12:30 p.m.



There are several benches where NOCCC people gather, eat and chat. Just look for the member badges, grab a chair and join in! This is an informal group; so many different subjects are discussed. It's a great opportunity to mix, mingle and network.

**Free coffee at the October meeting!
Donuts \$1/each.**



Bob Dickson at his coffee & donuts table – a changing work of art (including Bob's shirt) each month!

Restaurants near Chapman University

By Steven Breitbart, NOCCC

Several local restaurants are shown on a map that is available on Chapman University's web site at:

www.chapman.edu/images/userImages/mattmill/Page_4515/OTOrangeRestaurantMap.jpg. I have tried to verify that these

restaurants are open on Sunday during the time we have our meetings. But, I haven't actually eaten at any of them. Good eating.

The District Lounge

223 W. Chapman Ave
Orange, CA 92866
(714) 639-7777

Starbucks Coffee

One is inside Wells Fargo on the Northeast side of the traffic circle, at 101 East Chapman Avenue
Orange, CA 92866, (714) 628-9622. www.starbucks.com

The other Starbucks is located on the Southwest side of the traffic circle, at 44 Plaza Square. (714) 288-9754

Publication Information

Orange Bytes is published monthly by:
North Orange County Computer Club
P.O. Box 3616, Orange, CA 92857

All opinions expressed herein are those of the individual authors only and do not necessarily represent the opinions of the NOCCC, its officers, Board of Directors, the *Orange Bytes* newsletter or its editors. The NOCCC does not guarantee the accuracy or the correctness of advertising or articles in the *Orange Bytes*, nor does the NOCCC intend to endorse, rate, or otherwise officially comment on products available. Therefore, the readers are cautioned to rely on opinions presented exclusively at their own risk.

Trademarks/Copyrights — The mention of names of products in this publication without trademark or copyright symbols does not imply that they are not so protected by law. All trademarks are the property of their respective owners.

Production — *Orange Bytes* was produced with Microsoft Word® using the True Type fonts Arial, Bauhaus 93 and Times New Roman.

Printed by: Creative Technology
5959 Palmer Blvd.
Sarasota, FL 34232—28
800-533-1031

*Commercial display advertisements
are welcome, contact
editor@noccc.org.*

RATES

One Page Vertical	7.0" x 9.5"	\$150
Half-page Horizontal	7.0" x 5.0"	\$80
Half-page Vertical	3.5" x 9.5"	\$80
Quarter-page	3.5" x 5.0"	\$45
Business Card	3.5" x 2.0"	\$ 15
Center Spread.....	14.0" x 9.5"	\$300

Deadline: Tenth of the month

Discounts: 3months=10%, 6=15%, 12=20%
If you are interested in advertising in the publications of multiple User Groups throughout the region or nationally, you can learn more by contacting <http://www.apcug.org>

Readers, please tell our advertisers that you saw their ad in the *Orange Bytes*

The most beautiful thing we can experience is the mysterious. It is the source of all true art and science.

Albert Einstein



Membership Renewal

When you turn in your Membership Renewal check, PLEASE fill out a Membership Renewal Application.

Memberships may also be renewed on our Website:
<https://mmm1427.rapidsite.net/citivu/noccc/order3.html>
Send e-mail address changes to membership@noccc.org

QUICK MEMBERSHIP APPLICATION/RENEWAL

Date: _____ I am a new member
This is a renewal; my membership number is _____

PLEASE PRINT!

Name _____
Address _____
City _____
State _____ Zip _____ Phone (_____) _____ - _____
email _____

Fees: see page 24 for fee schedule; \$35 for single membership.

Since the North Orange County Computer Club is incorporated as a 501 (c) (3) organization, checks are 100% tax deductible when made payable to North Orange County Computer Club.

Amount enclosed \$ _____
MC / Visa No. _____ Expires _____

Please make your check payable to **North Orange County Computer Club** and mail with your application to:

**North Orange County Computer Club
PO Box 3616
Orange, CA 92857**



Copyright 2010. Reprinted by permission of John Hart Studios.

Are You an NOCCC Member?

Consider all that you get with membership and Join Now!

- **Meetings.** Keep up with what's going on in the computer world. Hear outstanding industry representatives make presentations of the latest and greatest in computer products.
- **Special Interest Groups.** Our SIGs cover a broad spectrum of computer issues. Whether you are a beginner or a power user, attend the lectures and demonstrations, and share your knowledge about computers.
- **Raffle Drawings.** We have distributed thousands of dollars worth of hardware, software, and books as prizes at our Main Meeting.
- **Consignment Table.** We have a consignment table during select monthly meetings, in which members can sell or buy all kinds of computer items.
- **Get help with your current computer problems.** In the [Random Access](#) portion of the Main Meeting, you may ask your question of the entire assemblage. More than likely, someone will have the answer.
- **NOCCC Help Line.** NOCCC volunteers, experts in their fields, are ready to assist you with your computer problems. They can be contacted by email or by telephone.
- **The Orange Bytes Newsletter.** Our [award-winning](#) newsletter reports on club activities and provides articles about current computer issues and reviews of software and books.
- **Product Reviews.** Write a review for the *Orange Bytes* and keep the software, hardware, book, or CD!
- **Volunteer Work.** We have numerous interesting assignments available. As an all-volunteer organization, you can join with other members in a variety of activities: solicit newsletter ads, write articles for our newsletter, conduct a seminar, run a SIG, give a Main Meeting presentation, show new members around, join a committee, assist in setting up the meeting or participate in computer-related community volunteer work.

Become an NOCCC member by signing up at the Reviews/Membership Desk during a general meeting, usually the first Sunday of the month. Or simply fill out the form on the reverse side of this page and send it in.

Meeting Information — The NOCCC meeting is held at Chapman University, in the Hashinger Science Center and Irvine Hall, near the northwest corner of N. Center St. and E. Palm Ave.

Parking Information - Chapman University's main parking lot is the underground Lastinger Parking Structure under Wilson field on the north side of the campus. Enter from Walnut Avenue, just east of Glassell Street. Parking is not free on Sunday, even if the gate is up. **However, they have moved the permit vending machine about 100 feet south of the entry area. There is a second machine closer to the south end of the lot.** Find one, buy a permit, and put it on your dashboard. Do not park in any other lot, in a reserved space, or back into a space.

Free street parking also is available on the campus-side of the streets only. Parking in front of any residential housing will result in an expensive parking ticket. A City of Orange public parking lot, located on the southwest corner of E. Maple and N. Orange, is also free and only 2 blocks from the meeting. For more information, see the Transportation Information section.

