

# NORTH ORANGE COUNTY COMPUTER CLUB



Award-Winning Newsletter of the North Orange County Computer Club\*

## Calendar

Vol 37 • No 8 August 2012

[Click HERE](#) for previous Bytes in Original PDF format.

### Main Meeting, August 12, (second) Sunday

Main speaker: Marty Lash, View Sonic Products, Channel Marketing Manager.

#### Big prizes for our August raffles:

Paid drawing:

- Olympus voice recorder
- 6in1 Wireless headphones
- Sony DVD+R Double Layer 25PK
- Canon Combo Wireless Mouse/Calculator
- 5in1 USB SD card reader/writer

Members drawing - must show badge:

- Patriot 64GB USB flash drive
  - 6in1 Wireless headphones
  - Sony DVD+R Double Layer 25PK
  - 5in1 USB SD card reader/writer
- Wear your badge to get a free ticket.*



August winners'pix [\(Click Here\)](#). Yes Consignment Table and E-Waste Collection in August.

### Special Interest Groups (SIGs) & Main Meeting

#### 9:00 a.m.

- Linux for Desktop Users** .....Science 131  
Topics about the Linux operating system. Beginner's Qs here.
- Visual Programming** .. .....Science 111  
Visual Basic, Visual BasicScript, Visual C++ and Visual J++.
- Laptops, Smartphones, & Social Media** .....Science 109  
Social Networking & any computer-related topics you want to discuss.
- Beginners Digital Photography** .....Science 131A  
Topics about digital photography.
- Microsoft Word, Excel, and Outlook**.....Science 306  
Three parts of the Microsoft Office Suite plus Open Office.
- Reviews & Consignment Tables, Coffee & Donuts: Irvine Hall Lobby*

#### 10:30 a.m.

- Beginners PC Q & A** ..... Irvine Hall  
*Building your own PC and other topics!*
- Linux Administration**.....Science 131  
More topics about the Linux operating system.
- Access/Excel VBA**.....Science 306  
Access & Excel VBA code.
- Advanced Digital Photography**.....Science 131A  
Demonstrations of a variety of useful photographic tools/accessories and the Canon S100 camera.
- Understanding Operating Systems**.....Science 111  
Help with DOS, Windows, OS/2, etc.
- Mobile Computing**.... .....Science 109  
This SIG discusses mobile devices.

#### 12:00 Noon

- PIG SIG** .....Hashinger Courtyard
- Microsoft Access** .....Science 306  
Database applications and more.

#### 12:30 p.m.

- Advanced PC Q & A**..... Irvine Hall  
PC hardware & software topics and the Internet. Members Q & A each other.

#### 1:30 p.m. Special Main Meeting..... .....Irvine Hall

**September Speaker:** [Bruce Brown, Apple/Mac Consultant.](#)

Mr. Brown is NOCCC charter member No. 26, and Vice President of Orange Apple Computer Club. Bruce plans to ask the audience what they want to know about Apple and their products. Then he will let the audience guide him in an authoritative presentation. He will be speaking both from prepared remarks and informally, and will probably use web pages and his Mac to augment and supplement his presentation. ALL interested parties are urged to attend, members or otherwise.

#### [Previous Speaker - August, Marty Lash, Bio.](#)

**Firm Future Meeting Dates in 2012 and 2013:**  
**September 2nd, October 14th - 2nd Sunday,**  
**November 4th, December 2nd, January 6th,**  
**2013, February 3rd, 2013, March 3rd, 2013,**  
**April 7th, 2013, May 5th, 2013.**

## Table of Contents      Orange Bytes Staff

- [Calendar of Meetings](#)
- [Table of Contents](#)
- [President's Message](#)
- [Profile of the Month](#)
- [NOCCC Elections](#)
- [Membership Benefits](#)
- [APCUG Information](#)
- [Main Meeting Report](#)
- [Raffle Winners](#)
- [Consignment Table](#)
- [Officers & Club Volunteers](#)
- [Help Line Volunteers](#)
- [SIG Leaders](#)
- [Computer Talk](#)
- [Product Reviews](#)
- [Products Available for Review](#)
- [SIG Meetings Reports](#)
- [Free Ad Space](#)
- [Parking & Travel](#)
- [Board Meeting Minutes](#)
- [NOCCC Bylaws](#)
- [Past Issues of Orange Bytes](#)
- [Fee Schedule](#)
- [Pig SIG](#)
- [Treasurer's Report](#)
- [Links to Other Clubs](#)
- [Browser Notes](#)
- [End Notes](#)

**Publication Chairman** - Oversees publication tasks and converts the Orange Bytes newsletter to PDF for archiving and web posting; transmits PDF to Printer.  
 Rudy Lauterbach .....714-529-5730..... [editor@noccc.org](mailto:editor@noccc.org)

**Editor** - Edits, composes, and makes final selections of the articles in the newsletter.  
 Rudy Lauterbach.....714-529-5730..... [editor@noccc.org](mailto:editor@noccc.org)

**Associate Editor/Production** - Receives articles from the editor and proofreads newsletter.  
 open..... [editor@noccc.org](mailto:editor@noccc.org)

**Circulation** - Oversees mailing and distribution of the newsletter.  
 Richard Miller.....(714) 309-1504..... [rrmil@gmail.com](mailto:rrmil@gmail.com)

**Reviews Editor** - Communicates with the vendors and members who evaluate products and write reviews. Makes sure members meet deadlines. Sends a copy of the newsletter to vendors of products we review.  
 open..... [reviews@noccc.org](mailto:reviews@noccc.org)

**Copy Editor** - Does final proof reading of the newsletter for typos and misspellings.  
 All sentient members ..... [editor@noccc.org](mailto:editor@noccc.org)

**VOLUNTEERS NEEDED**  
 The following positions are available:

**Social Media Contacts** – Maintain and write articles for the newsletter.  
**Contributing Editors** - Write articles for the newsletter.  
**Commercial Advertising** - Obtains ads from vendors for the newsletter.  
**Classified Advertising** - Obtains computer-related, non-commercial ads for the newsletter free to NOCCC members

***Celebrating 36 years of  
 "Friends Helping Friends"***

## President's Message

by Dr. Patricia Adelekan, DTM, CTA  
 North Orange County Computer Club (NOCCC)

### September, 2012, Observations:

A Quote to Note:

“The success of these new computers has brought to the club [OCC]a wealth of new people with a wider variety of interests and talents than the founding tinkers [of NOCCC] could have imagined.” wrote one-time past President Gary Dickinson in the June 1983 ORANGE BYTES. And the same can be said of today’s emerging and new varieties of computer-based technologies and “new people.”



NOCCC has always been on the cutting edge since its inception and I predict will remain there for another 36 years from now -- if we embrace the former and the new and work together as “Friends helping Friends” of all ages (as well as the greater community) offering training, education and services for getting acquainted with the new computer-based technologies and devices. With inevitable change - - we must be interested in learning how to get the most out of all systems. As Dickinson also says “the club will prosper.” I contend, therefore, that each and every past, present, and future member of NOCCC can claim NOCCC as part of their GREATNESS and LEGACY to mankind.

### September Message:

Since my last message, many positive things have continued to happen. Richard Miller, another Board member, and I met with Sandra Robbie of the Career Development Center at Chapman University. We discussed the possibility of building closer relationships with the University through their Student Internship program. The University is eager to establish work internships for its students to enhance their real life experiences in a non-Chapman University world. And NOCCC can use the extra help in marketing our program, public relations, taking minutes of various meetings and out-reaching to the community. We want to be at many of the community fairs and events. The Board anticipates positive results emanating from this effort.

Next, at our August 15 SIGs and Main Meeting, we had a high school student volunteer, Myna Allister, from Irvine. We got her

through ONE OC (formerly the Volunteer Center of Orange County) which NOCCC joined recently. Myna helped out in the Smartphone, Laptop and Social Media SIG, the Linux SIG, with the Raffle Table and passing out the Certificates of Appreciation at the Main Meeting. More volunteers are lined up to help us with lifting-and-moving items, distributing flyers and outreach in in the City of Orange and the surrounding communities.

We gained eight (8) new members in the month of July--and hope to continue this trend into the future.

We encourage former members to rejoin NOCCC and to recruit more new multi-aged members. We are on-the-Move for growth, shared-knowledge, and service to members and others. Because of our positive and kind ways and help , we want others to rush and cram to join NOCCC.

One new member, Lyle Holmes was able to help print the Certificates of Appreciation. If you did not receive yours at the last SIG, please attend the Main Meeting, on Sept. 2, 2012 at 2:00 p.m. to greet us, receive your certificate and to listen to Bruce Brown, Charter NOCCC member No. 23. His presentations and questions and answers will be on Apple Technology. Feel free to bring your devices (any make).

For more positive news, please show up on Sunday, Sept. 2, 2012, attend our Board Meetings and/or give me a call. We are still looking for "museum-type items," volunteers and your ideas.

I recently traveled to Orlando Florida and was able to meet many computer savvy individuals and to visit a few computer clubs in Florida. Please feel free to contact me anytime -- NOCCC is going places and we want you to be on board with us.

Dr. Pat Adelekan, DTM2, CTA  
714-628-9844

#### August Message 2012:

Time flies by so quickly; it is almost two months since I have assumed the role of President of the North Orange County Computer Club (NOCCC), and so very much has happened. First of all, I have had the honor of personally meeting in person and on the phone with numerous members and personalities at Chapman University; founding members; charter members; long-time members and more recent members of NOCCC. I have been quite impressed by each contact -- and some have just won my heart with their kindness, talents, skills, stories and commitment to the North Orange County Computer Club.

Secondly, and most of all, during the various contacts, I have been able to delve into much research and history about the origins of how the North Orange County Computer Club (NOCCC) came to be -- its purpose and why it should be here another 36 more years to come. The club was born out of a need to help educate computer enthusiasts about computers (home-computing) and computing as a hobby, at a time when personal computers were just being introduced into homes in the mid-1970s.

Those were also the days of Southern California Computer Society (SCCS) in Los Angeles and the days of hackers Stephen Jobs and Steve Wozniak, who created a personal computer and began hawking it at computer clubs in California -- even it is said that Stephen Jobs presented his computer at one of the early NOCCC meetings.

Those were the days of "Friends Helping Friends." What stories I have heard and what respect I have for the pioneers and founders of NOCCC, and all the members who have belonged over the years, sustaining the Organization until today.

In the mid 1970's, even I was active with computers, not only for myself locally (in the U.S.) in earning my B.A. degree at Ohio State University, but also in Nigeria, West Africa where I earned my Ph.D degree. I used the "main Frame" computers and "key punched" much of my data for the 3 x 2 pretest-posttest factorial design, which used the analysis of variance and covariance applying the "F" test for the three independent samples to analyze and compare the data. I further used the Scheffe test of comparison to determine exactly which group significantly outperformed the others. Even all my jobs (as an educator) introduced me to some aspects of computers. I was curious then, and still am, even though I am not a guru (smile).

Today, I see a parallel of early personal computer days of curiosity, experimentation and learning (among friends) with today's need to learn and understand the new emerging technologies (smart phones, ipad, ipod, apps, etc.) and how "these strange devices" can enhance and intrigue our lives. They, too, are computers in another form. In April, 1976 when NOCCC was created, those founders and chartered members were filling a niche, a need to know about those "new devices", to exchange knowledge and to grow in their knowledge and learning together, "Friends Helping Friends."

The same need is here today: a need to understand and learn about the contemporary and emerging forms of computers and how best to use them to enhance our quality of life, and in a positive and supportive environment involving "Friends helping Friends", to encourage memberships across all generations. In the 1970s, many of the enthusiasts were in their 20's, 30's and 40's. Today they are 36 years older; they have changed and so has computing. But, despite those changes the passion for technology still exists. And some are even the hobbyists of today. Today's gurus are in their 20's, 30's and 40's, too; they are the younger generation.

Again, I have observed over the few years I have been in NOCCC, at Board meetings, at the General Meetings, during the SIGS, in my conversations with founders, charter members, and others, a burning desire to continue to be "tech" gurus. Many former NOCCC members have started additional new clubs (e.g. the Orange Apple Computer Club(OACC) and the Orange County Personal Computer Club (OCPC Club), carrying out their passion and need to know more.

So, My President's Message for today: Let NOCCC keep growing in membership, and expanding our interests to reflect the needs of

the community yesterday, today and tomorrow, like we have always been doing; let us continue giving scholarships to technical students at Chapman University; let us resume participating in Swapmeets/FleaMarkets, computer fairs, and collaborating with other computer-related businesses and groups and welcome and embrace the new technologies; let us re-enroll former members who dropped out for whatever reason; let us actively and kindly recruit younger members to join forces with us, to grow, learn and exchange together; and finally let us exist for another 36 years as a viable organization educating,

As a result of the delving into the background of NOCCC and discussions with many of you, it is my firm belief that some of our new or revitalized efforts should be geared towards 1) recruiting younger members (and acting as mentors and coaches in an exchange of ideas, services, and knowledge; and 2) preserving some of our history, stories and equipment for generations to come. Such a legacy is valuable for not only members and the organization, but for humanity...

These pioneers have made a big difference in the world - for current and future generations.

#### My Special Proposal:

I hereby propose the following to preserve the histories, stories and equipment of NOCCC and its members: The creation of a documentary telling the story of NOCCC and its members. The creation of a NOCCC Computer Museum (in Orange County) to preserve the many devices, equipment, newsletters and other computer-related memorabilia of the club.

I already discussed with Founding Member No.6, Gary Covington, who agreed to chair this committee and Bruce Brown, Member No.28, who has some knowledge and information and may help this to happen. A production of a radio program that would address emerging technologies, tell stories and experiences about people, places and things; and to bridge gaps among the generations to ensure that NOCCC continue into the near-and-far futures, with representation from ALL GENERATIONS.

#### Additionally:

The creation of a book about the History and Heroes of NOCCC.

The establishment of a Fund for the Building/Museum project (trusts, bequests, donations, grants etc).

The establishment of a Consortium of computer clubs, groups, societies to address needs, concerns, issues, and opportunities for growth and greatness.

Volunteer Opportunities: To make any of the above happen, we need volunteers (past, present or future members and non-members who are interested. If any former or current member (or any other person) is interested in any of these projects, please contact me, the President, Patricia Adelekan, Ph.D., DTM, at 714-628-9844, [president@noccc.org](mailto:president@noccc.org). Or, [click here to leave us comments describing your interests and capabilities](#). Thank you.

#### Special Notice -- Appreciation and Recognition Certificates

1. The Certificates of Appreciations will be distributed at the next Main Meeting, Aug. 12, 2012, at Irving Hall. We are sorry they were not ready at the last meeting.

2. In the future, I will be producing a President's NOCCC Report discussing some of my Findings and Recommendations, such as I have mentioned here. I invite all comments and ideas from readers.

3. Finally, I would appreciate your kind cooperation with any personal interviews by myself, or a designated person by me, concerning you and NOCCC. Your stories may contribute to a documentary or museum and/or book. More details will follow this announcement and request. Expect my call or email (smile). It is a great honor to serve and to be a part of this pioneer organization (NOCCC). I am also a pioneer, on many fronts. Believe me (smile).

Dr. Pat Adelekan, DTM2, CTA

714-628-9844, [president@noccc.org](mailto:president@noccc.org)

President, North Orange County Computer Club

---

## **Our president is instituting a new feature.** **TECH Profile of the Month -- September 2012**

**Jesus Monge** (technology enthusiast) was born in 1983 in San Diego, California, and graduated from Anaheim High School. After high school, he worked for two years at Radio Shack as a Tech consultant.

He learned about computer-related mobile technology from his step-dad who gave him his first cell phone. Next, he got an iphone and tinkered, fiddled and toyed with it --just so that he could see "what else" he could do with it-- download music and sell the phone.

Today Jesus is one of the mobile consultants working for Wireless Advocates; a firm serving clients at Staples and Costco. He is an expert with all aspects of the Smartphone and is an excellent and patient teacher. Jesus is a loving father and enjoys all aspects of modern technology.

He and several other young techies have teamed up to serve and teach (without a charge) various communities in Orange County. Their wish is to help everyone learn about and understand how to get the most out of the new devices. And not to fear knowing more about

the “tech tools.”

His contact information is [misnopaies83@gmail.com](mailto:misnopaies83@gmail.com). He wishes to own his own company one day. Also visit [wirelessadvocates.com](http://wirelessadvocates.com) for more information.

Dr. Pat Adelekan, DTM2, CTA, 714-628-9844

## **TECH Profile of the Month (August 2012)**

**Garrett McCully**, a Wireless Advocate Consultant

Garrett, 22, was born in San Luis Obispo, California in 1989, and later attended primary and secondary school in Orange, California -- home of Chapman University, where NOCCC has held its meetings for the last 36 years. Garrett’s hobbies and passion are computers and smartphones. He loves people, he says. And his patience and teaching Dr. Pat show this. “I am so fortunate,” said Dr. Pat who leads the Smartphone, Laptop and Social Media SIG. “Garrett is a blessing because he is so knowledgeable and patient. He has an understanding attitude and enjoys sharing his knowledge and skills. I can call on him any time and he will answer my questions or find the answers”, she exclaims.

Garrett says a friend got him a job at Best Buy about two years ago (2010) and there he learned the basics of cell phones. “And I learned the rest on my own,” he says with a warm smile. Garrett says his goal is to learn “new stuff” as soon as it comes out and to earn a business degree. Eventually, he wants to own his own business. Garrett works for Wireless Advocates, a contractor with Staples in the cell phone department. He can be reached at [gmccully5@gmail.com](mailto:gmccully5@gmail.com). You may want to contact him with your cell/smartphone questions -- and to take the opportunity to encourage him to continue in his service to others.

For more information about his company visit the website: [wirelessadvocates.com](http://wirelessadvocates.com)

P.S. If you would like to submit a “Personality” for us to write about (either about yourself or someone you know) a member or non-member of NOCCC, please contact the president with your suggestions and/ or write-up: at [president@noccc.org](mailto:president@noccc.org) or 714-628-9844

Dr. Pat Adelekan, DTM2, CTA

714-628-9844

President, North Orange County Computer Club

## **Guest Speaker Information - August, 2012, Meeting**

**Marty Lash** has been involved in technology sales and marketing and channel development since 1984 with Epson America, Mitsubishi Digital Electronics, LG Electronics, ViewSonic Corporation and internet start-ups. Marty’s expertise in the areas of field sales, channel marketing, direct response advertising, lead generation and sales management have made him a valuable asset to the companies with which he has worked. Marty’s current position as Senior Manager, National Channel Marketing with ViewSonic Corporation allows him to apply his broad range of skills and expertise. Marty holds a degree in Business Administration.



## **Guest Speaker Information - September, 2012, Meeting**

Bruce Brown - Vice-President, Mac Guru

Orange Apple Computer club - <http://www.oacc.org/Site/Home.html>

Bruce has been involved with computers since the mid-1960’s and with Macs since October 1994, when he bought a new PowerMac 7100. He has strong computer knowledge that includes a background in programming and electronic design. He has several years of experience writing hardware and software manuals for network devices, printers, data acquisition equipment, and other electronic equipment. Bruce also writes and distributes via email a free publication for the benefit of local Mac User Group members. Called “Bruce’s Picks,” this short newsletter lists bargains in computer storage and accessories that are found in the current ads of the local computer stores. In addition to working extensively with Mac OS X and its predecessors, he’s worked with several other flavors of Unix, and yes, even Microsoft Windows. Bruce was a co-founder of the North Orange County Computer Club (ca. 1975), and was their first newsletter editor.



## **NOCCC Elections**

Elections were held at the June 3rd main meeting.


The current Officer Corps and Board of Directors is shown below.

Formal installations took place in the July meeting.

While mostly taken from the Bylaws, the summary of duties below is nearly all-inclusive.

## **Current Complement of NOCCC Officials**

<b>President:</b>	<b>Dr. Patricia Adelekan</b>
<b>Vice President:</b>	<b>Dr. Don Armstrong</b>
<b>Treasurer:</b>	<b>John Heenan</b>
<b>Secretary:</b>	<b>Open</b>
<b>Director:</b>	<b>Jim Sanders</b>
<b>Director:</b>	<b>Open</b>
<b>Director:</b>	<b>Richard Miller</b>
<b>Director:</b>	<b>Gerry Resch</b>
<b>Director:</b>	<b>Ben Lichtenbergh</b>
<b>Director:</b>	<b>Dallas Hazleton</b>
<b>Director:</b>	<b>Tia Christian</b>
<b>Director:</b>	<b>Larry Klees</b>
<b>Director:</b>	<b>Rudy Lauterbach</b>



President and Vice President

See the table below for phone numbers and email addresses.

## **NOCCC Executive Board Duties**

“The NOCCC Executive Board “subject to the limitations of those bylaws, shall debate, establish, amend, and update the policies for all the affairs and business of the NOCCC.”

“The Board shall concern itself with the disbursement of all NOCCC moneys. The Board shall consider the budget and such additional expenditure requests as are submitted by the president, and shall authorize such expenditures as it considers wise and appropriate.” The NOCCC Executive Board consists of four officers, eight elected directors, and ex-officio members. There are four officers of the club: President, Vice-President, Secretary, and Treasurer.

### **Duties of the President**

- Represent the NOCCC to the community as the chief executive officer.
- Set the agenda for and presides at all general meetings of the club.
- Set the agenda for and presides at all meetings of the NOCCC Executive Board.
- Appoint members to chair all standing and special committees and appointed positions.
- Receive, on behalf of the NOCCC, all contributions to the club.

### **Duties of the Vice President**

- Assume special duties as may be directed by the president.

### **Duties of the Secretary**

- Establish and maintain a record of all NOCCC correspondence, and attend to correspondence as directed by the president of the Executive Board.

### **Duties of the Treasurer**

- Receive and deposit into the NOCCC accounts all moneys received.
- Establish and maintain a record of all real or personal property acquired by the NOCCC and cause said property to be permanently identified as property of the NOCCC.
- Suggest, if appropriate, to the Executive Board that an audit be made and reported to the general membership.

### **Elected Directors**

- The eight elected directors are on the Executive Board and, along with the four officers, address any issue that comes before the Board.

### **Ex-officio members of the Executive Board**

- Ex-officio members of the Executive Board are the immediate past president, editor of the club newsletter and the webmaster. The President appoints the editor and webmaster.

### **Other Appointed Positions**

- These positions are Membership Chairman, Reviews Editor, Public Relations, Business Solicitations/Lecture Series, Classified Advertising for Members, Commercial Advertising, Webmaster and Programs/Speakers Coordinator. Contact the current club President if you are interested in any of these positions. **We can then include your name in the next issue of the Orange Bytes.**

## **Membership Benefits**

As a valued member, we bring you a selection of discounts and offers as part of the entire “Benefit of Belonging.” (Caveat: we are unable to endorse these companies, but make these offers available as a service to our members.)

### **User Group Offers - Software and Hardware**

**User Group Relations** – You can now order the latest release of Acronis True Image 2012 for only \$25 (download) or \$25 plus S&H (on a CD). This top-rated backup utility has many new features and will work with Windows 7. Use the following link for special pricing for user group members: [Acronis](#).

**Techsmith** You can get SnagIt 11, an outstanding screen capture program, and Camtasia Studio 7, to quickly record, edit and publish multimedia demos and presentations, bundle for \$269, an \$81 savings: <https://store.techsmith.com/government.asp>. You can download SnagIt 10 alone for \$42.95.

### Books and Magazines --

**Pearson Education Products** - including Prentice Hall Professional, Addison-Wesley Professional, IBM Press, Exam Cram, Que Publishing, and Cisco Press. Get 35% off list price by purchasing directly from the publisher combo site: [www.informit.com/](http://www.informit.com/)> Sign in or create an account. Enter the membership code "USERGROUP" (all caps). Select your items and check out. You are required to register and apply the code once, but you must be logged in to receive the special pricing.

**O'Reilly Books** 40% off all books and videos from O'Reilly, Microsoft Press, Pragmatic Bookshelf, and SitePoint, or 50 % off books you purchase directly from O'Reilly. Just use code DSUG when ordering online, [www.oreilly.com/store/](http://www.oreilly.com/store/), or by phone, (800) 998-9938. Free ground shipping on orders \$29.95 or more in the US. If for any reason you are not completely satisfied with your purchase, you can return it to O'Reilly and get your money back; see [www.oreilly.com/oreilly/cs/guarantee](http://www.oreilly.com/oreilly/cs/guarantee). A return shipping label is included with every direct purchase and directions are posted online in case you misplace it.

**Peachpit Press Books Discount** - Get 35% off by joining the Peachpit Club. Use the following hyperlink to sign up: [http://memberservices.informit.com/my\\_account/login.aspx?partner=52](http://memberservices.informit.com/my_account/login.aspx?partner=52) to sign up as a member. User group members should note that once you have become a Peachpit Club member, you might use your user group coupon code ON TOP of the permanent savings you earn as a member of the club. Just log into the site before you make a purchase to ensure this permanent discount will be in effect, and then enter coupon code UE-23AA-PEUF (case-sensitive) at checkout! This coupon code is an exclusive offer that may not be used in conjunction with any other coupon codes. The offer applies to all titles at peachpit.com including New Riders, Macromedia Press, Adobe Press, and Peachpit.

**Free Internet Libraries** - Upon retiring from college teaching/administration, [Walter Antoniotti](#) began developing Free Internet Libraries for students, teachers, and professionals. [http://www.businessbookmall.com/Free\\_Internet\\_Libraries.htm](http://www.businessbookmall.com/Free_Internet_Libraries.htm). Of special interest to PC users are these free computer libraries: Free Business Software: [Business Software Internet Library.htm](http://www.businessbookmall.com/Software_Tutorials_Internet_Library.htm)

**Free Software Tutorials:** [http://www.businessbookmall.com/Software\\_Tutorials\\_Internet\\_Library.htm](http://www.businessbookmall.com/Software_Tutorials_Internet_Library.htm)

**Excel Internet Library:** [http://www.businessbookmall.com/Microsoft\\_Excel\\_Directions\\_For\\_Beginners.htm](http://www.businessbookmall.com/Microsoft_Excel_Directions_For_Beginners.htm)

## **Association of Personal Computer Users Group (APCUG) Information**



**Association of Personal Computer User Groups**

- APCUG will be conducting their elections during the month of November, 2012. During this time we are looking for a few good men and women to bring in new ideas to both the Board of Directors and the Board of Advisors.

Are there services and programs you might like to see APCUG offer? Would you be willing to serve to help computer user groups worldwide by assuming a leadership position?

There will be one Board of Directors or Advisors meeting per month. The meeting will not require any traveling, as you can gain access to the meeting either via your computer or phone. The meetings are usually on Sunday evenings at 9 PM Eastern Time. Advisors and Directors are asked to serve on committees. You will also be asked to attend our annual meeting.

Do you know anyone in your group who might fill the bill? If so, kindly nominate them and if that person accepts the nomination, we request a recent picture and up to a 250 word biographical sketch. Nominations can be sent to [elections@apcug.org](mailto:elections@apcug.org). The deadline for nominations is Sept. 15th. If you have questions, please send them to the same address.

APCUG Election Committee  
Sandy Hart/Chair  
Patty Lowry  
Bob Vance

- **August Tip of the Month:**  
Have you noticed that your internet is slow? Does it seem to take forever to load a page? Perhaps you need to clean out your temporary files. To do this in IE, open up your browser. Select Tools-Internet Options. Follow the prompts. The

longer it takes the more you have to clean out so don't worry if it takes some time. Also, if you haven't done a scan in a while this would be a good time to do that.

- **In this edition of NOOZ (APCUG News):**

1. 2012 APCUG/CAMUG Regional Computer and Technology Conference
2. 2013 Elections
3. 2012 Summer Virtual Technology Conference
4. National Cyber Security Awareness Month - October

1. APCUG/CAMUG 2012 Regional Computer and Technology Conference. This is what just one group had to say about the conference: The 2012 Regional Computer Conference was a big success this year with 20 different topic sessions at the beautiful Walsh University campus. The suggested hotel was very nice and the food was excellent. There were many prizes to go around and best of all our own Annette Macioce walked off with the grand prize.....a brand new 3rd generation 16GB Wi-Fi iPad!!! The officers of the CPUUser Group would like to thank the Canton Alliance Massillon Users Group (CAMUG) and the Officers of APCUG for having a great conference this year.

APCUG Vice President, Marie Vesta, was the Keynote speaker. After introducing APCUG officers attending the conference and presenting Constance Brown, President of CAMUG, a Certificate of Appreciation for helping to create the conference, she spoke about one of her passions: User Groups - the way they were, the way they are now and what we anticipate for their future. Marie also spoke about what APCUG has to offer its member groups. You will find Marie's presentation at: <http://www.youtube.com/watch?v=0f0gBOusin8>

2. 2013 Elections. APCUG is here to help its member user groups. Its directors and advisors are all former or current user group officers. And, the search is on.....we're looking for people who are passionate and committed to the User Group movement to help lead APCUG.

Directors - APCUG's Board of Directors is the direct management arm of the organization. Directors participate in the daily operation of APCUG. Each serves a three year term.

Advisors - The Board of Advisors is APCUG's direct link to its member User Groups. NOOZ is one of the ways they communicate with member groups. Each Advisor serves a two year term.

Each Director and Advisor participates in at least one monthly online meeting (Advisors meet on the 3rd Sunday of each month and Directors meet the 4th Sunday). What it takes for either position is a desire to see our Member User Groups succeed.

User Group officers recently received an e-mail from the Election Committee, if you have any questions about volunteering for a position or nominating someone, contact the committee at: [elections@apcug.org](mailto:elections@apcug.org).

3. 2012 Summer Virtual Technology Conference. The number of attendees continues to grow with each virtual conference and the Summer VTC was no exception. Attendees had the opportunity to participate in six online presentations from the comfort of their home: the Cloud, Macro Photography, Linux, Hyper-V in Win 8, the Family Search website, and Cyber Crime, Cyber Terrorism, Cyber War. The User Group session covered fundraising ideas for UGs. Handouts and a link to the individual videos will be found at: [http://apcug.net/virtual/index\\_vc4.htm](http://apcug.net/virtual/index_vc4.htm). You will also find the videos at APCUG's YouTube Channel: <http://www.youtube.com/user/APCUGVideos>

We encourage you to put the Fall VTC on your calendar – the date is November 3.

4. National Cyber Security Awareness Month. October is NCSAM and we courage you to sign up to become a 2012 NCSAM Champion. Being a champion is a way for your User Group to officially show its support for NCSAM as well as cyber security. Being a champion is easy and does not require any financial support. If you haven't scheduled your October meeting, you might want to participate in NCSAM by having a presentation on security. You can even advertise your event on their website. You will find more information at: <http://staysafeonline.org/ncsam/>

As a member of APCUG, you have received this e-mail to inform you of updates, changes, or special news and information. Our policy has always been to send e-mail messages only to announce such information, and we will continue to honor this policy. If you no longer want to receive these e-mails, please reply to the sender. Thank you for being a member of APCUG.

[www.apcug.net](http://www.apcug.net) [www.facebook.com/APCUG](http://www.facebook.com/APCUG) [www.twitter.com/apcug](http://www.twitter.com/apcug) [www.youtube.com/apcugvideos](http://www.youtube.com/apcugvideos)

---

## **July 15th, 2012 - Main Meeting Report**

By Dr. Pat Adelekan, NOCCC, President

[Go to August Main Meeting Report](#)

What an interesting meeting!!!

There were over 70 attendees at the Appreciation Event.

"I learned a lot about the North Orange County Computer Club (NOCCC) and its beginnings and founders," said Linda Jaekels, a new member who gave an inspirational message about "Change" at the close.

The meeting began on time with a positive inspirational message by new member James Burnell, followed by four pioneers of



the North Orange County Computer Club (NOCCC). The first speaker was NOCCC member #2, Larry McDavid, who told how, in early 1976, some computer enthusiasts would car-pool to Los Angeles from Orange County to “jammed-pack” computer meetings. Then, one day, one of the car-poolers, said, “why do we have to travel so far”?

If anyone among you (in the car) would like to start our own club in Orange County, let me know. Thus, the club was started. Larry McDavid said that there were four founders: Lorin Mohler (# 1), the first President; Larry McDavid (#2), himself and the drafter of the first by-laws of the club; Tracy Lenocker (#23), and #38, Gary Dickinson. And, in his speech, Larry further narrated that within months they had collected 49 charter members. He also had slides of the first computers – in those days (1976).

Following Larry McDavid, Bruce Brown, the first Editor of the Orange Bytes; Jim Sanders, Member No. 19 and immediate past President of NOCCC; Gerry Resch, Member, NOCCC Director, and co-owner of Omni Technics (eWaste), James MacAuliff, NOCCC Member No. 115, and Gordon Eng (#6101) spoke. All spoke about various historical aspects of NOCCC. All of the presentations were enlightening and shed some light on the beginning and development of this historical, 36-year-old NOCCC.

The history lesson was followed an apology for not having the Certificates of Appreciation ready for distribution during this Appreciation Day Celebration – and that they would be given at a later date.

Next, the former board members were asked to stand for an applause of appreciation for their volunteer service to NOCCC during the 2011-2012 season. Then, Ken Maxfield, a polished Toastmaster, conducted a creative Induction Ceremony for the incoming 2012-2013 Board (4 Officers and 8 Board Members). He reminded them of their duties as Board members and then asked the audience to stand and promise to support the board in fulfilling the goals and objectives of NOCCC. It was fun – I did not get a cigar, though.

Finally, Linda Jaeckels, a new member of NOCCC, presented an original inspiration speech entitled "Change" to close out the Main Meeting.

To add to the excitement of the day, young people present were interviewed about their interests in computers. Nicholas Schofield said he might like to see a “Games” SIG. We also recognized the following four members who represent “generations” that have interests in computers: 1) Mr. Jim Goda, a one-time President of NOCCC; his daughter, Sharon Schofield; and her brother, Nicholas Schofield; (2) Ed Koran, his son and daughter; and their children (his grandchildren); (3) Bob Dickson, his son and grandson; and Dr. Patricia Adelekan, new President (her son Aderemi and his daughter Sade). Each of these families will receive a certificate of Recognition as Generational Users. I personally encourage other NOCCC families and their off-spring to let us know what they are doing (as family members of NOCCC members) in the computer field; so I can write about them, too—and to take a few photos.

The Main Meeting went well according to NOCCC members and guests. “ We shall do something like that more often,” said Tia Christian, a Board Member who was in charge of food and a PC Sig.

The next Main Meeting will be August 12, 2012 at 2:00 p.m. In Irving Hall, Chapman University. The presenter will be Mr. Marty Lash, Channel Marketing Manager, View Sonic Products.

We shall honor a few more people at the Main Meeting, also.

Dr. Pat Adelekan

---

## **August 12th, 2012 - Main Meeting Report**

By Dr. Pat Adelekan, NOCCC, President

We were happy to present Certificates of Appreciation to about 30 members. Others are ready to be presented at the September 2, 2012 Main Meeting. What a happy occasion!!! Thank you again – charter members, pioneers, other committed members and volunteers for your service to NOCCC.

The August Main Meeting presenter was Marty Lash, Channel Marketing Manager from ViewSonic Products, located in Walnut, California. He demonstrated and informed the audience about various ViewSonic products, and that ViewSonic represents the best quality in consumer electronics, industry innovation and enterprise solutions along with high-quality LCD displays, All-in-One PCs, computers, HDTVs, tablets, projectors, digital signage, digital photo frames and much more. Popular ViewSonic products include the ViewPad 7 tablet, ViewPad 10 Tablet, ViewFun 3D Snap cameras, ViewFun 3D Palm camcoders, ViewFun 3D HD pocket camcorder, pocket camcorder projectors, home theater projectors and much more!

The meeting was very informative. Members said they learned something and thanked him for attending. The President presented a Certificate of Appreciation to Marty Lash – he does not work on Sundays and made his visit to our club as a special favor. His wife and mother accompanied him.

Thank you again, Marty

Dr. Pat Adelekan


**THE August 12, 2012, MEETING RAFFLE WINNERS**



The prizes shown are one of the following:  
**Olympus voice recorder, 6in1 Wireless headphones, Sony DVD+R Double Layer 25PK, Canon Combo Wireless Mouse/Calculator, 5in1 USB SD card reader/writer.** (When you buy mass quantities of tickets, you may win twice.)

**Myna Allister is a OneOC Volunteer, helping with a meeting.**

**THE July 15, 2012, MEETING RAFFLE WINNERS**





Bob van Horn




Nick Schofield



Terry Dickson



Linda Jaeckels




Larry McDavid


Photos by John Krill

The prizes shown are one of the following:  
Plantronics Bluetooth stereo headset, SUMA Car 6-in-1 MP3 Player/FM Transmitter, Memorex DVD-4 50 pk spindel, IOgear USB SD/MicroSD/MMC Rdr/Writer, Antec Basic Laptop Cooler, Patriot 32 GB USB 3.0 Flash Drive, Energiser USB wall charger 5W, (When you buy mass quantities of tickets, you may win twice.)


**THE June, 2012, MEETING RAFFLE WINNERS**




Dallas Hazelton




Dennis Martin



Robert van Horn



Bill van Horn



Don Armstrong




Bob Dickson



Terry Dickson



Pat Adelekan




Dallas Hazelton



Pat Adelekan



Martin LaRocque



Robert VanHorn



Gerry Resch

Photos by John Krill

The prizes shown are one of the following:  
Canon Pixma iP2702 inkjet printer, Pny 32GB USB Flash Drive, TDK DVD+R 75 PAQ, HP CD\_R 52x 50pk, LED Keychain. (When you buy mass quantities of tickets, you may win twice.)

**PREVIOUS RAFFLE WINNERS**



John Krill

Gordon Strickland

Dennis Martin

Jim Sanders

Gordon Strickland

Ron Hallet

Dallas Hazelton

Steven Breitbart

Photos by John Krill

The prizes shown are one of the following:  
Speakers, System Utilities software, LED Key Ring Light, Web Easy 8 software, PC Tools software, Quicken software, and Clip Light.

PREVIOUS RAFFLE WINNERS



Bob Dickson

Carl Rau

Don Armstrong

Gordon Strickland

Jim Sanders

John DeCarlson

Martin LaRocque

Rudy Lauterbach

Steven Breitbart

Vince Lazore

Photos by John Krill

The prizes shown are one of the following:  
Canon Pixma iP2702 inkjet photo printer, Logitech wireless keyboard, Patriot memory 16GB USB flash drive, or a Targus Stylus for phones and tablets.

(Eventually we'll get every member's picture up here, for recognition purposes.)

**GENERAL DRAWING PRIZES** \*: Selected each week by Past President Jim Sanders.

\* Parking stubs are good for two raffle tickets each!

See the article immediately below this list!

**MEMBERS-ONLY DRAWING PRIZES**

(Wear your NOCCC Badge and get a free ticket!)

## Save Your Parking Permits!

**To offset the cost of parking** in the Lastinger Underground Parking Structure, the NOCCC Board approved a motion to give each member **two NOCCC General Drawing raffle tickets in exchange for the Lastinger parking permit**. Turn the bottom-half "receipt" part of your permit to the Rafflemeister on the same day or hold it until the next meeting. **Gerry Resch, the Raffle Leader, will exchange it for two raffle tickets.**

The reason for this is that the NOCCC Board has found that some people are not attending meetings or not renewing their memberships because of the parking situation. Chapman University has allowed us to park in the Lastinger Parking Structure under Wilson Field for only \$2 for the whole day of our meeting; normally \$2 is good for only two hours. The advantages of parking there are clear; you don't have to drive around looking for a legal spot (remember, don't park on the private home side of the street), the car doesn't get hot and you don't have to parallel park. There is even an elevator available to get down to the parking area.

## Consignment

The NOCCC Consignment Table in the **lobby of Irvine Hall** will **NOT** be available during the **July 2012** meeting. It is open on even months, the same as the E-Waste collection. Consignment Table Rules - coming soon.

E-waste Collection Rules

California disposal laws have made it illegal to put monitors and computers in the regular trash. **Omni Technics, Inc.** will be at our regular meetings to collect E-Waste **on even months**, so save your "junk until April." Check their web site for more information: <http://www.ca-recycle.com/>. Or, call (562) 627-1910.

## NOCCC Officers and Club Volunteers

<b>Officers: As of 6/3/2012.</b>		
<i>The area code for the following phone numbers is 714 unless noted.</i>		
<b>President</b>		
<b>Dr. Patricia Adelekan</b>	<b>628-9844</b>	<a href="mailto:p_adelekan@yahoo.com">p_adelekan@yahoo.com</a>
<b>Vice President</b>		
<b>Dr. Don Armstrong</b>	<b>773-1187</b>	<a href="mailto:docarmstrong@gmail.com">docarmstrong@gmail.com</a>
<b>Secretary</b>		
<b>Open</b>		
<b>Treasurer</b>		
<b>John Heenan</b>	<b>998-7660</b>	<a href="mailto:treasurer@noccc.org">treasurer@noccc.org</a>
<b>Directors</b>		
<b>Dallas Hazleton</b>	<b>526-1592</b>	<a href="mailto:ghazleton4@dslextreme.com">ghazleton4@dslextreme.com</a>
<b>Ben Lichtenbergh</b>	<b>(949) 653-2545</b>	<a href="mailto:bal@msn.com">bal@msn.com</a>
<b>Richard Miller</b>	<b>309-1504</b>	<a href="mailto:rrmil@gmail.com">rrmil@gmail.com</a>
<b>Gerry Resch</b>	<b>772-6667</b>	<a href="mailto:gerry@gerryresch.com">gerry@gerryresch.com</a>
<b>Open</b>		
<b>Tia Christian</b>	<b>583-0404</b>	<a href="mailto:lwilliams_00@yahoo.com">lwilliams_00@yahoo.com</a>
<b>Larry Klees</b>	<b>879-7962</b>	<a href="mailto:larryklees@yahoo.com">larryklees@yahoo.com</a>
<b>Jim Sanders</b>	<b>544-3589</b>	<a href="mailto:jsanders@ligasmicro.com">jsanders@ligasmicro.com</a>
<b>Editor</b>		
<b>Rudy Lauterbach</b>	<b>529-5730</b>	<a href="mailto:editor@noccc.org">editor@noccc.org</a>

**For any email communication to Officers, Board, or Editor, please include "NOCCC" in subject.**

## Volunteers, Committees, and Projects

**We have numerous interesting assignments available. As an all-volunteer organization, you can join with other members in a variety of activities: solicit newsletter ads, write articles for our newsletter, conduct a seminar, run a SIG, give a Main Meeting presentation, show new members around, join a committee, assist in setting up the meeting or participate in computer-related community volunteer work. Become an NOCCC member by signing up at the Reviews/Membership Desk during a general meeting, usually the first Sunday of the month.**

<b>Consignment Table</b>		
Richard Miller	309-1504	<a href="mailto:rrmil@gmail.com">rrmil@gmail.com</a>
<b>Raffle Leader</b>		
Gerry Resch	772-6667	<a href="mailto:gerry@gerryresch.com">gerry@gerryresch.com</a>
<b>Helpline</b>		
		<b>Open</b>
<b>Membership Database</b>		
John Heenan	998-7660	<a href="mailto:treasurer@noccc.org">treasurer@noccc.org</a>
<b>Membership Chairman</b>		
Ben Lochtenbergh	(949) 653-254	<a href="mailto:bal@msn.com">bal@msn.com</a>
<b>SIG Coordinator</b>		
Dallas Hazleton	526-1592	<a href="mailto:ghazleton4@dslextreme.com">ghazleton4@dslextreme.com</a>
<b>Programs/Speakers Coordinator</b>		
Dr. Patricia Adelekan	<b>628-9844</b>	<a href="mailto:p_adelekan@yahoo.com">p_adelekan@yahoo.com</a>
<b>Public Relations</b>		
		<b>Open</b>
<b>University Liaison</b>		
Dr. Patricia Adelekan	<b>628-9844</b>	<a href="mailto:president@noccc.org">president@noccc.org</a>
<b>Webmaster</b>		
Rudy Lauterbach	529-5730	<a href="mailto:rbauter@cs.com">rbauter@cs.com</a>

**Chapman U. Campus Security 997-6763 open locked rooms, problems**

## **NOCCC Help LineVolunteers**

The **Help Line** is in the true spirit of the NOCCC, which is to help others to learn more about computers. The following is a list of Help Line subjects that a NOCCC volunteer is able to help you deal with. Most volunteers prefer being contacted by e-mail. Mention **NOCCC** in the Subject line.

Apple II Gerry Resch 714-772-6667	<a href="mailto:gerry@gerryresch.com">gerry@gerryresch.com</a>
Corel Draw Larry Klees 714-879-7962	<a href="mailto:larryklees@yahoo.com">larryklees@yahoo.com</a>
Digital Photography Larry Klees 714-879-7962	<a href="mailto:larryklees@yahoo.com">larryklees@yahoo.com</a>
Excel Gerry Resch 714-772-6667	<a href="mailto:gerry@gerryresch.com">gerry@gerryresch.com</a>
GPS Navigation Bob DeWolf 714-879-8269	<a href="mailto:rsdewolf@adelphia.net">rsdewolf@adelphia.net</a>
Linux Bob Ray 714-634-7520	<a href="mailto:bobsdesk@dialup4less.com">bobsdesk@dialup4less.com</a>
Lotus 1-2-3 Gerry Resch 714-772-6667	<a href="mailto:gerry@gerryresch.com">gerry@gerryresch.com</a>
Microsoft Office John Heenan 714-998-7660	<a href="mailto:heenanjc@sbcglobal.net">heenanjc@sbcglobal.net</a>
PC Hardware Jim Sanders 714-544-3589	<a href="mailto:jsanders@ligasmicro.com">jsanders@ligasmicro.com</a>
Photo editing & Pshop Larry Klees 714-879-7962	<a href="mailto:larryklees@yahoo.com">larryklees@yahoo.com</a>
QuickBooks - all ver. Linda Russell 909-949-4930	<a href="mailto:qbqueen@verizon.net">qbqueen@verizon.net</a>
Tcl/Tk & UNIX Bob DeWolf 714-879-8269	<a href="mailto:rsdewolf@adelphia.net">rsdewolf@adelphia.net</a>
Windows 7, Vista & XP Jim Sanders 714-544-3589	<a href="mailto:jsanders@ligasmicro.com">jsanders@ligasmicro.com</a>
Windows 9X & XP John Heenan 714-998-7660	<a href="mailto:heenanjc@sbcglobal.net">heenanjc@sbcglobal.net</a>
WiFi & Networking Jim Sanders 714-544-3589	<a href="mailto:jsanders@ligasmicro.com">jsanders@ligasmicro.com</a>

**Do you want to be an NOCCC Help Volunteer and assist other members with computing subjects**

that you know well? If so, please contact one of the directors.

## SIG Leaders

Contact the SIG leaders by e-mail, preferably, rather than by telephone.

SIG	Bldg	Rm	Time	Leader	Email	Phone
Linux for Desktop/Admin	Science	13	9:00/10:30	Bob Ray	<a href="mailto:bobrobo@dialup4less.com">bobrobo@dialup4less.com</a>	(714) 634-7520
Beginner's Digital Photog.	Science	127	9:00	John Krill	<a href="mailto:noccc.bgphotosig@gmail.com">noccc.bgphotosig@gmail.com</a>	(949) 497-8658
Visual Programming	Science	111	9:00	Anson Chapman	<a href="mailto:chapmanAnson@gmail.com">chapmanAnson@gmail.com</a>	(909) 860-9515
Laptops & Social Media	Science	109	9:00	Dr. Patricia Adelekan	<a href="mailto:p_adelekan@yahoo.com">p_adelekan@yahoo.com</a>	(714) 628-9844
Word, Excel, & Outlook	Science	306	<b>9:00</b>	Tia Christian	<a href="mailto:lwilliams_00@yahoo.com">lwilliams_00@yahoo.com</a>	(714) 263-6105
Mobile Computing	Science	109	10:30	Ben Lochtenbergh	<a href="mailto:bal@msn.com">bal@msn.com</a>	(949) 653-2545
Access/Excel VBA	Science	306	10:30	Bob Dickson	<a href="mailto:robertbdickson@socal.rr.com">robertbdickson@socal.rr.com</a>	(714) 539-1304
Advanced Digital Photography	Science	127	10:30	Larry Klees	<a href="mailto:larryklees@yahoo.com">larryklees@yahoo.com</a>	(714) 879-7962
Understanding OS's	Science	111	10:30	Charlie Moore	<a href="mailto:mooreca@roadrunner.com">mooreca@roadrunner.com</a>	(714) 529-9071
Microsoft Access	Science	306	12:00	Bob Dickson	<a href="mailto:robertbdickson@socal.rr.com">robertbdickson@socal.rr.com</a>	(714) 539-1304
PC Q&A	<b>Irvine Hall</b>		10:30/12:30	Jim Sanders	<a href="mailto:jsanders@ligasmicro.com">jsanders@ligasmicro.com</a>	(714) 544-3589

Please report SIG changes to [editor@noccc.org](mailto:editor@noccc.org) . Contact SIG leaders by e-mail, preferably, rather than by telephone.

## Computer Talk

Updates from Ted Littman

### Word Tips

Copyright ©2012 by Sharon Parq Associates, Inc. Reprinted by permission. Thousands of free Microsoft Word tips can be found online at <http://word.tips.net>.

#### Changing Outline Structure

If you find yourself in the position of needing to revise the structure of a document, you can make the job easy by following these steps:

- Make sure you've used the standard headings defined in the Word styles—Heading 1, Heading 2, Heading 3, etc.
- **Switch** to Outline view. (Easiest way is to click the Outline view icon on the status bar.)
- Select the head level at which you want to work with the document. For instance, if you must reorganize at the Heading 2 level, make sure you specify that you want "level 2" displayed in the outline. The way you do this depends on the version of Word you are using. If you are using Word 97 or **Word 2000**, click the 2 tool on the Outline toolbar. If you are using Word 2002 or **Word 2003**, use the Outline Level drop-down list on the Outline toolbar to specify Level 2. If you are using **Word 2007**, use the Outline Level drop-down list on the Outlining tab of the ribbon.
- Position the **insertion point** somewhere in the heading you want to move.
- Click your mouse on the Move Up tool to move the heading (and everything subordinate to that heading) higher in the outline. The Move Up tool looks like an up arrow.
- Click your mouse on the Move Down tool to move the heading (and everything subordinate to that heading) lower in the outline. The Move Down tool looks like a down arrow.
- When you have finished, switch back to your regular viewing mode.

#### Using the Style Area

Word can show you what the style names are for all paragraphs in **your document**. This is useful if you are editing a **document** and need to see if the appropriate styles have been applied. To reveal styles on the left side of the screen, follow these steps:

- Make sure you are viewing your document using Normal view.
- Choose Options from the Tools **menu**.
- Make sure the View tab is selected. (See Figure 1.)

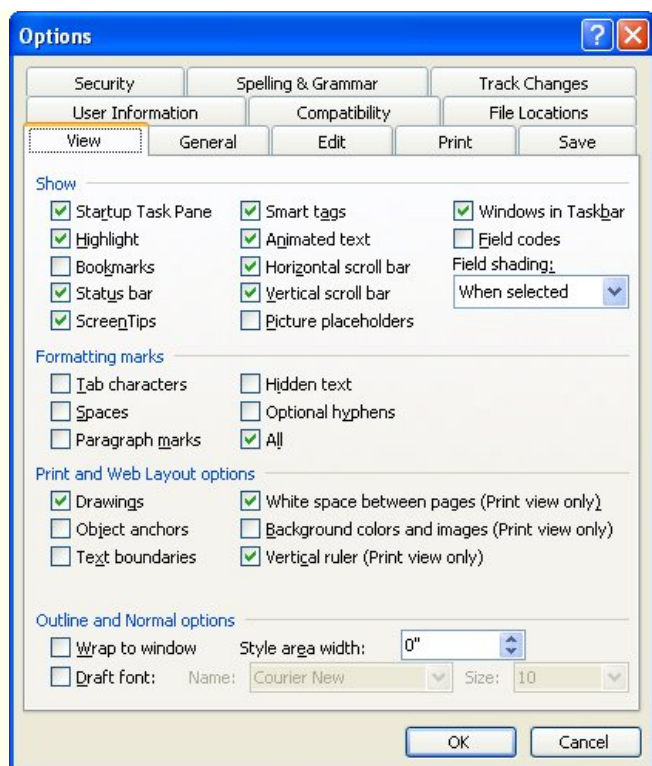


Figure 1. The View tab of the Options dialog box.

- Set the Style Area Width field to a value other than 0. (A good starting point is .5, which represents one-half inch.)
- **Click** on OK to close the dialog box.

At the left side of your document you should now see a style area. Notice that the style assigned to each paragraph is now visible within the style area. If you want to change the width of the style area at this point, you can do so by using the mouse. Simply click on the vertical line that sets off the style area and drag it left or right. You should note that the style area is only visible if you are using Normal or, in some versions of Word, Outline views. If you switch to any other view, the style area disappears. If you are using any version of Word prior to **Word 2000**, and you cannot see the Style Area Width box in step 4, then you forgot to switch to Normal view, as mentioned in step 1.

*WordTips* is your source for cost-effective Microsoft Word training. (Microsoft Word is the most popular word processing software in the world.) This tip (470) applies to Microsoft Word versions: 97 | 2000 | 2002 | 2003

## Excel Tips

Copyright © 2012 by Sharon Parq Associates, Inc. Reprinted by permission. Thousands of free Microsoft Excel tips can be found online at <http://excel.tips.net>.

### Understanding Views

A *view* is a pattern for what **information** within a worksheet should look like. This pattern can be given a name and saved within **Excel**. The named view can later be recalled quickly. In some ways a view is similar to a scenario. (Scenarios are discussed in other issues of *ExcelTips*.) They differ, however, in that a scenario deals with the content (the values) stored in a worksheet, while a view is concerned with how the worksheet appears. A view can contain information such as which rows and columns are visible, **row height**, column width, formatting characteristics, and window size and position. You can define and store several views of data in a worksheet. For instance, one view could show the entire worksheet, while another could show a condensed (or summary) view of the information. Still another could be used to show the full worksheet on the screen at one time.

To create a view, follow these steps:

- Format and situate your worksheet as you want it to appear.
- Display the View tab of the ribbon.
- Click the Custom Views tool in the **Workbook Views** group. Excel displays the Custom Views dialog box.
- Click on the Add button. Excel displays the Add View dialog box. (See Figure 2.)



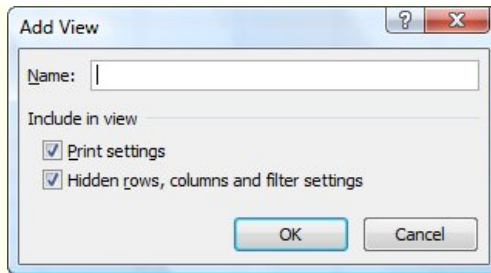


Figure 2. The Add View dialog box.

- In the Name field, supply the name you want associated with this view. This name can be up to 255 characters long, including spaces.
- In the Include in View section, select the options that reflect what you want saved with this view. You can choose to include both **print** settings and hidden rows and columns.
- When you are satisfied with your settings, click the **OK button**. The current view is saved by Excel.

You can now proceed to adjust the formatting and display of your worksheet so it reflects what you want saved as the next view. Repeat this process to store the new view.

### Sending Drawing Objects to the Back or Front

When you create objects in **Excel** using the Drawing toolbar, each object is drawn on its own layer. This means all objects are independent and can be moved on top of other objects. However, there may be times when you actually want an object to be under another object. You can do this by following these steps:

- Select the pointer tool (the arrow) from the Drawing toolbar.
- Using the mouse, point to the **shape** you want to send to the back, and click on it. Small square boxes called *handles* appear around the perimeter of the shape.
- Choose Order from the Draw menu on the toolbar. Excel displays a set of ordering commands.
- Choose the Send to Back option.

You can do the same sort of arrangement by choosing Bring to Front instead of Send to Back. Excel will move an item which may be behind others so that it **overlays** the others.

### Hiding Outline Symbols

Once you go through the process of outlining your **data**, you may want to hide the outline symbols that Excel normally displays at the left of the worksheet area. These symbols are helpful as you are working with the data, but may be distracting if you are presenting the data to others. To turn off the symbols, follow these steps:

- Choose Options from the Tools menu. Excel displays the Options dialog box.
- Make sure the View tab is selected. (See Figure 3.)

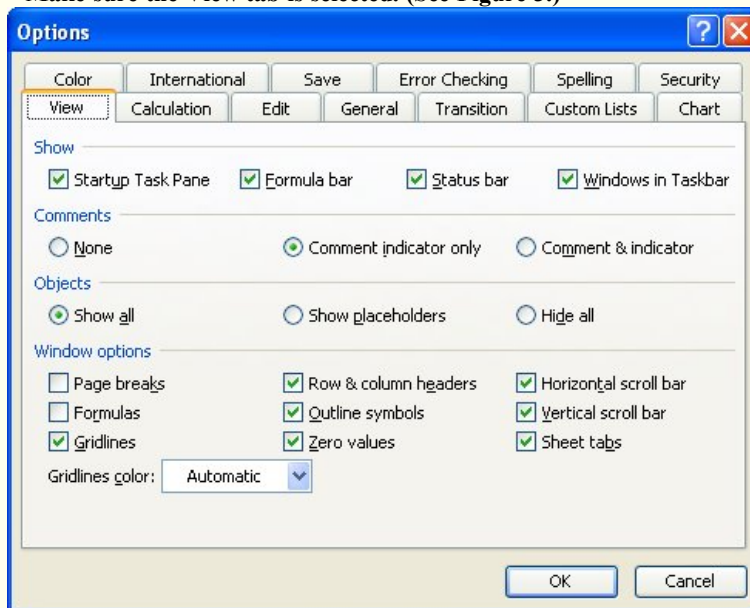


Figure 3. The View tab of the Options dialog box.

- Clear the Outline Symbols **checkbox**.
- Click on OK.

To again display the symbols, follow the same steps, but make sure the Outline Symbols check box is selected.



## How to Replace Your Computer's Power Supply

**“Your computer's power supply is a critical component, obviously. The power supply converts**

alternating current to direct current and feeds power to all the many components of your computer. But how can you tell if your power supply is powerful enough, or if it's about to die? How do you decide what kind and capacity of power supply to buy, and how difficult is it to replace a power supply yourself?"

[http://askbobrankin.com/replace\\_your\\_power\\_supply.html?awt\\_l=DGqD3&awt\\_m=JP2i0af7.8P6SL](http://askbobrankin.com/replace_your_power_supply.html?awt_l=DGqD3&awt_m=JP2i0af7.8P6SL)

#### Extend Laptop Battery Life

"It's easy to take electrical outlets for granted; they're everywhere, right? But sometimes you forget your laptop's power cord at home, or somehow get stuck far from wall power. Then you'll be glad you followed these tips to maximize the life of your laptop's battery."

[http://askbobrankin.com/extend\\_laptop\\_battery\\_life.html#ixzz1ydwkh3oT](http://askbobrankin.com/extend_laptop_battery_life.html#ixzz1ydwkh3oT)

#### Announcing: The Microsoft Surface Tablet

"On June 18, 2012, Microsoft unveiled its answer to the iPad, as well as the unspoken question, "What are we supposed to do with Windows 8?" The Microsoft Surface tablet is pretty slick, and may set a new standard for the tablet industry. Here's a first look at the new device."

[http://askbobrankin.com/announcing\\_the\\_microsoft\\_surface\\_tablet.html?awt\\_l=DGqD3&awt\\_m=JazBJbeZE8P6SL](http://askbobrankin.com/announcing_the_microsoft_surface_tablet.html?awt_l=DGqD3&awt_m=JazBJbeZE8P6SL)

#### Hey, Is This Your Password?

"According to a study that was just released, there's a 40 percent chance that any hacker could guess your password without breaking a sweat. Read on to find out if you're using one of the 25 most common (and easily guessed) passwords, and how to create strong, secure passwords that can't be hacked."

[http://askbobrankin.com/hey\\_is\\_this\\_your\\_password.html#ixzz1ydzj8ZCA](http://askbobrankin.com/hey_is_this_your_password.html#ixzz1ydzj8ZCA)

#### Free Clip Art and Stock Photos

If you're a student working on a school project, a volunteer creating a brochure, or a webmaster for a personal or non-profit website, you need clip art images, icons and stock photos to make it look professional. But your budget is limited, or zero. Fortunately, the Internet is a treasure trove of free artwork and photography. Some can even be used for commercial uses as well. Here's where to look for free clipart and stock photos

[http://askbobrankin.com/free\\_clip\\_art\\_and\\_stock\\_photos.html#ixzz1ye00MJG4](http://askbobrankin.com/free_clip_art_and_stock_photos.html#ixzz1ye00MJG4)

#### Skydrive, Google Drive, or Dropbox?

"Online storage and sync services solve a lot of problems for users who work and play on multiple devices. The premise is simple: store all your data in one place that can be accessed from wherever you are, using whatever device you have with you. But which one of the big three cloud storage players is best for you?"

[http://askbobrankin.com/skydrive\\_google\\_drive\\_or\\_dropbox.html#ixzz1ye0wPyuv](http://askbobrankin.com/skydrive_google_drive_or_dropbox.html#ixzz1ye0wPyuv)

## Choosing a Smartphone

By Sandy Berger, CompuKISS

[www.compukiss.com](http://www.compukiss.com); sandy (at) compukiss.com

There are so many different Smartphones available today that choosing between them can be difficult. Each phone and each operating system has many different pluses and minuses. So today, I'll give you a brief rundown of what you can expect in a Smartphone.

Windows Mobile cell phones are just coming of age and they may well be a good choice in the future. However, right now the choice will probably come down to choosing between the Apple iPhone and one of the many Android phones that are now available.

The Android operating system is upgraded several times a year and new Android phones are released all the time. Apple, however only releases a new iPhone and a big update to their iOS operating system once a year. The new iPhone and iOS updates were released in October.

I have installed Apple's new iOS 5 operating system on my iPad, so I have been able to take an in-depth look at most of the new features. Now I am ready to make my list of the benefits of each.

There is no doubt that that the camera on the new iPhone is superior to almost all the Android phone cameras. The retinoid screen on the iPhone is superior to most Android phones. The exception is the Samsung line of phones with AMOLED screens that rival the clarity and crispness of the iPhone screen.

Apple's new iCloud service will automatically backup your iPhone to Apple's servers and let you sync your iPhone, iPad, and Mac computer. While using iCloud is easier than some of the Android syncing and backup solutions, there were things that I didn't like about iCloud. For instance, you can't actually see your data in the

Cloud as you can with solutions like Amazon's or Google's online storage.

One of Apple's biggest features is iTunes and the iTunes store. iTunes makes getting music and video on your iPhone easier than any Android application that I've seen. At this time, both the Android Marketplace and the iTunes App Store have hundreds of thousands of apps. The iTunes App Store, however, makes it easier to find the apps that you want. Also because of Apple's stricter app reviews, Apple's apps are more secure. However, the Android Marketplace has a higher percentage of free apps.

Some of the new features on Apple new iPhone are already available on Android phones. The most prominent of these is the Notification Center that Apple just added. This is a feature of Android that has been around for a long time and that I love. Now in either operating system, you can just swipe your finger down from the top of the phone to see all of your alerts, notifications, incoming messages, and incoming email.

The most unique feature of the new iPhone is Siri, a personal assistant who will answer verbal questions that you ask. This would, no doubt, be very useful, entertaining, and truly state-of-the-art.

Android phones also have voice capabilities. They use Google's Voice Search. Most screens that popup a keypad for text entry, also have a small microphone. Just press the microphone and speak. It is amazingly accurate and you can use it for everything from entering email text to searching to navigating to a point on the map. Probably not as sophisticated as Apple's Siri, but it works well.

Android phones also have some things that I love that are not available on iPhones. The first of these is the fact that you can get a larger screen size on an Android. All iPhones currently have a 3.5-inch screen. Several good Android phones have 4.3-inch screens. My aging eyes really like the larger screens.

I also like the four buttons on the bottom of the Android screen. These are very, very useful. There is a Back Key, a Menu Key, a Home Key, and a Search Key. They are always available. They do not change when the screen changes. The iPhone has just one button. Some will argue that this makes the phone easier to use. Yet, this is not always the case. In some applications it is impossible to go back a screen. In others there is an on-screen back button but the location of this button varies with each application. With Android, you can always go back to the previous screen with just one press.


The Android operating system also is more customizable. With Apple, you are restricted to small square apps. With Android you can use many different resizable widgets as well as the standard apps. All of this gives you many different customization options, but also adds to the complexity of the phone. With the iPhone you don't get so many choices. This makes it a bit more restrictive, but also makes it easier to use.

On other difference is that most Android phones have user-replaceable batteries, while an iPhone battery must be replaced by Apple at a greater cost. While this might not be important to the average user it may make a difference to a heavy-duty user.

Well, there are just a few of the pluses and minuses you will have to assess when you buy a new Smartphone. Don't worry though; it is hard to make a bad decision as almost all the Smartphones on the market today are both capable and useful.

## **Goodnight Ipad, a Parody for the Next Generation and a Modern Bedtime Story**

Reviewed by Judy Taylour, President, SCV Computer Club, CA  
[www.scvpcg.org](http://www.scvpcg.org); [scvjudy \(at\) gmail.com](mailto:scvjudy@gmail.com)



I imagine many of you read Goodnight Moon by Margaret Wise Brown to your children as well as your grandchildren...over and over again.

You will want to get a copy of Goodnight iPad to renew the pleasure you had in reading the original book, but this one is a hoot.

The book begins with a Blue Rider Press License Agreement that covers all of the copyright information, etc. There's a notation that says "Don't bother reading this. No one does. Just scroll down to the bottom of the page and click." You have the choice to click on *I have read the License Agreement Terms and Conditions – I AGREE* or *I have not read the*

*License Agreement Terms and Conditions – I AGREE anyway.* Don't most of us just click on the EULA without reading to the bottom and finding we have just agreed to having our e-mail addresses given to 3<sup>rd</sup> party partners and everyone else in the whole free world.

This book is for the hopelessly plugged in.

IPads, Doom, eReaders, Angry Birds, a huge LCD Wi-Fi HDTV, Facebook, e-mails, tweets and more are all going on and a grumpy Grammy is trying to sleep.

You remember how the original book goes: Goodnight room, red balloon, etc. as they go through the nighttime ritual of going to sleep. Much to her family's dismay this is what happens in this book until only one member of the family is not asleep but listening to Grammy read Goodnight Moon.

The book will make you smile and the illustrations are classic. I asked my 14- and 12-year old grandsons (hopelessly plugged in) if they remembered the original Goodnight Moon – they both did. The book made them smile too but, of course, they didn't want things to be unplugged since they can't imagine life without their Xbox', headsets and games.

Ann Droyd is the pseudonym for an IRA/Children's Choices winner who has written and illustrated more than 25 books for young readers. She has been trying to unplug for at least 15 years. "In Goodnight iPad," she says, "I sing the praises of powering down, at least for one night, in hopes I might convince myself to do the same."

Perhaps we could power down for one night, too.

#### Goodnight iPad

Ann Droyd <[www.anndroyd.com](http://www.anndroyd.com)> (you will be redirected)  
Blue Rider Press, a member of Penguin Group (USA) Inc., NY  
\$14.95 US; \$17.50 CAN; \$10.17 at Amazon

## NOOK Q & A

By Mary Phillips, member, ICON (Interactive Computer Owners Network), MO  
January 2012 issue, The ICON  
[www.iconusersgroup.org](http://www.iconusersgroup.org); mphillip1 (at) sbcglobal.net

**Q1.**What can and can't I do with my new Simple Touch Nook eReader? It has Wi-Fi connection.

**A1.** The Simple Touch Nook is a dedicated eReader. You can read books that are available from a variety of sources and you can read newspapers and magazines if you have subscriptions.

With the Nook Friends feature you can send emails to share comments and recommendations and lend/borrow some books from each other.

You can access Barnes and Noble's bookstore via the Wi-Fi. Word meanings can be looked up and passages can be highlighted and bookmarks can be made.

You cannot play games or music as can be done with the Color Nook or the Nook Tablet.

**Q2.** Where can I get Help with my Nook features?

**A2.** On your computer, go to [bn.com](http://bn.com) and click on the tab. Under Nook Simple Touch (or other Nook device if you have a different one), select Support. There are four video tutorials, a section of Frequently Asked Questions, a Chat with a Nook Expert Chat Now button, and the User Guides and Manuals that are also on your Nook when you get it, but it is much easier to search for information and read IT on the computer.

Barnes and Noble help can also be reached by phone M-F 7 a.m.-10 p.m. and weekends 8 a.m. to 10 p.m. by calling 800-843-2665. I've had two chat sessions and both "Experts" were very helpful. Also, the Barnes and Noble book store folks have been very knowledgeable and helpful.

**Q3.** How do I get books loaded onto my Nook from Barnes & Noble?

**A3.** Books can be purchased from B&N by pressing the Quick Nav button at the bottom of the Nook and tapping Shop on the Quick Nav Menu Bar that appears across the bottom of the screen.



If you want to look for free (\$0.00) books, tap the Search Shop button in the upper right corner. The next screen has a keyboard and search bar into which you type either the title or author of the book or the price and then tap the Search button in the lower right corner of the keyboard.

Scroll through the titles by either sweeping a finger up or down on the screen or tapping the up and down arrow points at the bottom of the page.

If you know a title you're looking for or to see an overview, tap on the cover picture. If it's a free book, tap on the Free button, then Confirm and the book is immediately downloaded directly to the Nook. If the book has a more significant price, click on the Buy button and follow the instructions; it will be downloaded to the Nook. This has to be done where you have a Wi-Fi connection.

**Q4. I've heard that on Fridays, Barnes & Noble offers a free eBook to be downloaded. How do I find it?**

- Go to [bn.com](http://bn.com) and type in the Search bar — “Free Fridays” (without the quote marks). This will take you to B&N Community, the NOOK Blog and the free book will be listed there.
- You can also type or copy the address below in the browser address bar:  
<http://bookclubs.barnesandnoble.com/t5/TheNOOK-Blog/bg-p/Unbound>.

To get the Free Friday book, it's necessary to download the book to the computer and then transfer it to the Nook. Do the following:

- Click on the title of the book. The link is in blue text and when the mouse pointer is hovered over it, the pointer changes to a hand with a pointing finger.
- The link takes you to an overview of the book and a Download Now button. If you think you want to read the book, click on the Download Now button.
- Navigate to the folder where you want the eBook to be saved and click Save.
- Attach the Nook by the USB cable to the computer. Windows will recognize the Nook as a Removable drive and assign it a letter.
- The next step is to Copy the file and Paste it into the Nook folder named Books.
  - a. Right click on the filename and select Copy
  - b. Click on Computer, double click Nook, double click My Files, double click Books, right click and select Paste.
- 6. Disconnect/eject the Nook as you would a flash drive by clicking on the Safely Remove Hardware and Eject Media icon in the notification area of the computer screen and then selecting Nook from the menu. Wait until you see the message that says it's okay to remove the device.


**Q5. How do I move from page to page in a book?**

**A5. There are three ways to move from page to page:**

- There are two “buttons” or bars on each side of the Nook. The top ones (either side) move to the next page and the lower ones move to the previous page when you press on them.
- You can Fast Page through the book by pressing and holding down these buttons. The buttons are not very easy to press. Swipe across the screen with one finger in either direction to advance or go back a page.
- Gently tap on the right edge of the screen to advance or tap on the left edge to go back.

Q6. How can I look up a word for which I want the definition?


A6. Gently press your finger tip on the word and it will become highlighted with a vertical rod at each end. A text selection Toolbar appears at the screen bottom. Tap Look Up.



Q7. If I'm doing research and I want to highlight text or make a note about it, how do I do it?

A7. Press a word at the end or the beginning until it's highlighted, then drag the appropriate rod to the other end of the desired text. Tapping Add Note brings up the keyboard. Tapping Highlight appears to put underlines under the highlighted text. Tapping the highlighted text will also allow you to remove the highlight or add a note.

To see material that's been highlighted or notes made about, tap on text that's not highlighted; that brings up a Reading Tools Menu. Tap Content.



Q8. How do I make a bookmark?


A8. To place a bookmark on a page, tap in the upper right corner of the page and a dark bookmark will appear. To see the pages bookmarked, tap to open the Reading Tools Menu and tap Content.

Q9. How do I Find specific words in a book?

A10. Tap in the middle of the text, tap Find on the Reading Tools Menu, type the word you are looking for in the search box, and tap the Search button on the bottom row of the keyboard. Tap Close when finished.

Q10. How do I change the size of text and margins?

A10. On the Reading Tools Menu, tap on the text button. This opens a Text Dialog Box.



Tap on the A of the desired text size to make the change; tap on the desired line spacing, and the desired margin. There are also six font styles from which to choose. Just tap!

Q11. What is a Nook Friend, and how do I Invite someone to be my Nook Friend?

**A11. A Nook Friend is a friend who has a B&N account, an email address in your contacts list, and has accepted your invitation to connect as a Nook Friend. Nook Friends can lend each other books and request books from each other for a loan of 14 days. A book can be loaned only once. This requires a Wi-Fi connection: Press the Quick Nav bar, tap Settings, tap Social and set up each of the items below.**



- To enable Sharing features, you must be linked to B&N via either Google Gmail, Facebook, or Twitter. Tap on this feature and follow the prompts to sign in. Tap the Grant Access button.
- Tap on Manage my Contacts. Tap on the drop down arrow beside All Contacts and select Nook Friends. Tap Add Contact.

Tap in each box and fill in First Name, Last Name, and email address (doesn't have to be a Gmail address), then tap Invite as Nook Friend. Tap Save at the bottom of the keyboard. Tap Close.

If the friend's email is already in your contact list, just tap on the name and tap Invite. Tap Send. Tap Close.

3. When your friend accepts the invitation, the name will be listed under Manage my Nook Friends. Tapping the name will show the books they can lend to you. Tap Details for info.
4. Visibility of LendMe books is controlled by tapping the Show/Hide button.

**Q12. What formats are compatible with the Nook?**

**A12. The Nook supports ePub and PDF formats for books and .jpg, .gif, and .png for screensavers.**

You don't have to have a Nook to download books from B&N, you can download an app for your PC, laptop, or smartphone.

## **Tips for Mixing Graphics with Text**

**By Nancy DeMarte, Regular Columnist (Office Talk), Sarasota PCUG, Florida January 2012 issue, Sarasota PC Monitor <http://www.spcug.org/>; ndemarte (at) Verizon.net**

**Have you had this frustrating experience when working with Microsoft Office? You are writing your holiday newsletter in Word and have some good photos of the cousins and grandparents to include. You've typed the text and have chosen an appropriate spot for the first photo to appear. You click in this spot, and then click Insert - Picture. You locate the photo in My Pictures, select it, and click Insert. The photo appears, but not where you want it. When you try to drag it to its chosen place, it either won't move or pushes too much text below it, leaving a blank space between the photo and the margin. Welcome to the tricky world of mixing graphics with text.**



graphic (photo, shape, WordArt, or drawing object) inserted into text is either **Inline** or **Floating**. The default property is **Inline**, which means that a photo will keep its position relative to the text. In the example above, you want the photo to stay related to specific text, so **Inline** seems like a good choice. But you also want the ability to move the photo around, if needed, and to eliminate the extra white space next to the photo. You need to make the photo **floating**, which means the photo will keep its position relative to the page, rather than the text. To do this, you need to adjust what is known as **Text Wrapping**. Once your photo has been inserted, right click the photo to get a menu of options. In Office 2003 and earlier, choose **Format**, then **Text Wrapping**. In Office 2007 and later, choose **Wrap Text**. Then select either **Tight** or **Square**. Both of these allow text to wrap neatly around the photo, with **Square** allowing a bit more space between the text and the photo. Once you have wrapped the text, you can also easily drag the photo to different places on the page.

But let's suppose you wanted to place the photo in the exact center of the page. In Word 2007/10, select the photo, which opens the **Picture Tools** tab. Click the **Format** sub-tab and, in the **Arrange** group, click **Position**. Click the icon with the graphic centered and watch the photo jump to the center. You can position a graphic even more precisely by clicking "**More Layout Options**," choosing **Size**, and typing an exact location measurement.

Once a photo has been inserted into a document, you may want to take advantage of the simple, but useful enhancing and editing tools for photos which are features of the Office 2007/10 suites. When you select the photo, the **Picture Tools** tab appears in the ribbon. Click **Format**. Here you will find a variety of photo-enhancing tools, the most dramatic being the **Styles Gallery**, which contains borders and 3-D effects. Browse the gallery by selecting the photo and hovering your mouse over the styles one at a time. You can also make simple edits to brightness, contrast, color saturation, and tone using the editing tools on this tab. There is also a basic cropping tool. If you decide you prefer a different photo altogether, a click of the **Change Picture** button allows you to replace the current photo with another from your computer.

Another pair of useful terms to know is **Order** and **Grouping**. These are especially useful when working with shapes. You might, for instance, want to combine several shapes in a document to create a logo or other design. First click **Insert - Shapes** and insert each shape



individually. Then drag them into an overlapping arrangement, as shown in the illustration. To change the order in which they are layered, right click one of the shapes, click **Order**, and select your instruction, such as “Bring to front.” When the arrangement is complete, you can preserve it by grouping the elements. First select all the shapes by clicking **Select – Objects** in the **Editing** group on the **Home** tab. Then drag a dotted box around the group of shapes to select them all. You can tell you have them all selected when “handles” are visible around each object. Right click the group, and then click **Grouping – Group**. The separate shapes have now become one and can be moved without changing their arrangement.

It is also helpful to know the difference between a graphic which is embedded and one that is linked to file. Graphics are embedded by default, meaning a copy of the inserted graphic is located in the document file. This is usually appropriate. The ‘Link to File’ option, however, offers some advantages in certain situations. Let’s say you have a large document with many photos and want to reduce its file size. You can insert a photo so that it is linked to its real location on your computer, such as My Pictures. Click the **Insert** tab – **Picture**. Locate and select the photo. Instead of clicking the **Insert** button, click the arrow next to **Insert** and choose **Link to File**. A virtual image of the photo appears in the document with a much smaller file size than the original. If you edit the photo in its actual location, the changes are reflected in its virtual image in the document.

Another valuable use of **Link to File** relates to charts. Let’s say you have created a pie chart in Excel and want to insert it into a document. Because the data in this chart will change periodically, you can link the chart to its data set in Excel so it updates as you modify the data. This is much easier than recreating the chart each time the data changes. To do this, create the chart in Excel and paste it into the document using the “link data” paste option.

A caution with “Link to File” is if you change the location of the source file, the connection is broken. A photo will not be visible, and no longer will the chart change along with the source file. You can avoid this problem by choosing ‘Insert and Link,’ which both links the graphic to its source and also inserts it. The graphics will always be visible in the document, even if the link is broken.

Graphics add a lot to documents. Experiment with them using these tips.


## Product Reviews

### HTML5 Canvas

Updates from Ted Littman

Native Interactivity and Animation for the Web

Book Review by Iris Yoffa, Member, Tucson Computer Society, Arizona  
January 2012 issue, eJournal; [www.aztcs.org](http://www.aztcs.org); [Irisonthego \(at\) gmail.com](mailto:Irisonthego@gmail.com)



Not sure what it is or if you need it? With the recent announcement by Adobe that support for the development of the flash player plug-in for mobile devices will not be continued, there is cause for developers of Flash-based mobile apps to look at other technologies.

Adobe’s additional comment stating that HTML5 and JavaScript would be the technologies to focus on, as they are “universally supported,” sounds like good advice. If you are immersed in animation for the web and mobile devices, HTML5 Canvas could be your door into this new world. The authors are both Game Engineers and have a strong background in Flash, Silverlight and HTML5 Canvas.

This book is divided into 11 chapters and is all about learning the HTML5 Canvas API (Application Programming Interface).

The first four chapters use the method of “tutorial by example” or learning by coding, as the means of instruction and include a rather swift intro to the elements in the new HTML5 specification. The chapter titles give a good idea of the subject matter covered and are

as follows:

1. Introduction to HTML5 Canvas
2. Drawing on the Canvas
3. The HTML5 Canvas Text API

4. Images on the Canvas
5. Math, Physics, and Animation
6. Mixing HTML5 Video and Canvas
7. Working with Audio
8. Canvas Game Essentials
9. Combining Bitmaps and Sound
10. Mobilizing Games with PhoneGap
11. Further Explorations

The book begins Chapter 1, Page 1 by promising to “break down the Canvas API into digestible parts and then put it back together, demonstrating how to use it to create applications.” Just what I was looking for! In combination with JavaScript programming there is the possibility of creating animations, applications and games. When an external resource is called for (no pun intended), the URL for download is provided. The code to insert onto your HTML page is given, as is an explanation of what you’re doing and why. The text is clear and the step-by-step training is easy to follow. Since I have forgotten more JavaScript than I ever knew, this was most welcome.

Chapter 1 also includes an introduction to simple JavaScript debugging using Console.log. Most modern browsers provide support for this function. For Internet Explorer fans, this would be a good time to install an alternate browser such as Chrome, Opera, Safari, or Firefox with the Firebug plug-in.

The first chapter even includes the code and step-by-steps for creating the game “Guess the Letter.” This provides a basic walk-through of the HTML5 and JavaScript used to “render and control HTML5 Canvas on an HTML page.” I am still working very slowly through the first part of this book and will continue as the information and concepts become integrated into my bag of skills.

So, it looks as though the future of interactivity and animation on mobile devices rests with HTML5 Canvas for the present. This book of the same name is a comprehensive training guide for anyone looking to become proficient in this technology.

Although this volume was written and printed before the profound announcements by Adobe, the authors would seem to have remarkable insight into the future of web technology. The dedication page contains simply the words “To Flash.”

About: HTML5 Canvas

Authors: Steve Fulton and Jeff Fulton

Publisher: O’Reilly Media


<http://shop.oreilly.com/product/0636920013327.do>

ISBN - 10: 144939390X; ISBN - 13: 978-1449393908

Price: \$39.99, Amazon \$26.39

## Paintshop™ Pro X4

Software Review by Clint Tinsley, Editor, Idaho PCUG; October 2011 issue, Bits and Pieces  
<http://idahopcug.apcug.org/>; c\_tinsley (at) msn.com



Extensively reworked with new defined workspaces and a number of new features, Corel released Paintshop™ Pro X4 in September 2011. With new features and enhancements totaling over 75, it is awesome. Both the standard and Ultimate additions are available for purchase from the Corel Website. There is also a free 30 day trial available for downloading. At <http://www.corel.com/paintshop>, you can find more information about Paintshop™ Pro X4 along with a link for downloading the 30 day trial. There are also a several new videos on You Tube showing off the new features and enhancements that could be the subject of a book; <http://www.youtube.com/watch?v=R1Qzx5G-Nhc> or just search YouTube for “Corel Paint Shop Pro x4” where you will find a wide selection of videos.

X4 New Workspaces

The graphic shows the new workspaces in X4 which are Manage (Photo Manager), Adjust (replaces what was the Express Lab in X3) and the Edit workspace, formally “Full Edit” in X3. The changes go beyond just the name changes as the tools have been improved and access is friendlier. In this first graphic, you see one of the new tools, *Fill Light/Clarity*, available as an adjustment. This new tool allows you apply fill light to



dark areas of the photo, drawing out the detail, along with a clarity adjustment to sharpen up those areas. The Adjust panel is new and occupies only the left side of the workspace. This is important with the new 1368X766 laptop screens in that it doesn't use the top and bottom space, giving you more room to see and work on your photo as well as room for the Organizer.

Also, in this view, you are provided the camera's *exif* information from the photo just below the histogram. Next up is a small tool bar providing access to the Crop, Straighten, Red Eye, Makeover Tools (Blemish Remover, Toothbrush Teeth Whitener, Eye Drop for the Eyes, Suntan (no tanning salon here!), and Thinify (no exercise or dieting required), and finally the Clone Brush. Clicking on any of these tools or the tools in the list will result in a window opening such as you see for the Smart Photo Fix. Other tools in Adjust are Color Balance, Brightness/Contrast, Local Tone Mapping, High Pass Sharpen and Digital Noise Removal. Then under the photo space are some additional tools for rotating the photo and sharing. The bottom is the Organizer with tools for quickly opening photos for adjusting.



Many of the tools that were available in X3 have been greatly enhanced. An example of this is the HDR tool which is being touted as a new in X4, was available in X3, but in X4, there is a complete new tool set for HDR. With X4, there are many adjustments you can make to the composition and creating a true photographic work of art. HDR is short for High Definition Resolution and takes advantage of new digital cameras that allow you to "auto bracket" a shot where the camera takes a sequence of photos of the same shot but with different exposure values (ev units) such as -3, 0, and +3 with the result that you get a picture that is underexposed (-3), one normal, and one +3, slightly overexposed where the sky and bright area will be blown out but you will have more detail in dark areas. The -3 under exposure preserves detail in the bright areas so that when you combine the three photos using HDR, you get a well detail (high resolution) photo with good detail in all areas of the photo from dark to light. Again, this HDR Adjustment panel only occupies the left side of the workspace. One other point to be made here is that X4 is also 2 monitor friendly so that you can move the editing workspaces to a second monitor for more room on your desktop.

#### More New Tools

**Photo Blend!** This new tool provides you the ability "blend" two photos together (assuming similar content), taking the best from the two to make one composite photo. An example of this is family photos, particularly those with children in them or other members that may not be well behaved. Using Photo Blend, you can selectively "brush out" and "brush in" the desirable elements to make a great photo. Best use of this tool does require that the photos be very close in composition such as being taken using a tripod or at least a very stable hand on the camera.

New also is the *Selective Focus* tool. Using this tool, you can blur the photo while keeping focus on an area of the photo that you want to draw out; this is different than "depth of field" where you bring focus to only the foreground or a specific object of focus. Using this tool, you can define the area to remain in focus along with blur amount, edge softness (hardness), and color saturation.

Vignette is another new tool. Using this tool, you can "vignette" an area that remains in focus while the surrounding area is made to blur and fade to black (or degree of darkness) with adjustments for amount of blur, amount of glow, and again, the feather of the edge in defining the hardness of the edge.

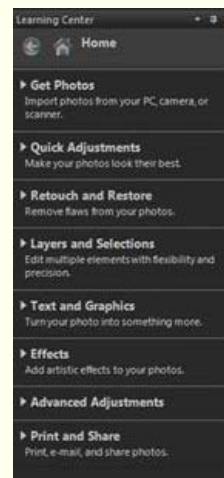
Many areas have been improved or enhanced in X4. One of those areas is the Camera RAW lab for working with your Camera RAW photo images. 16 bit color support has been expanded to over 20 tools resulting in better detailed corrections using tools such as the Scratch Remover, Object Remover, some brushes, and the

## Background Eraser.

Paintshop™ Pro X4 is leaner and meaner now; even the install file is smaller. X4 has over 75 performance improvements including GPU optimizations which are noticeable with many operations now done in real time. Perceivable improvements in operations like noise reduction and Camera RAW file decode operations.

### Learning Paintshop™ Pro X4

Starting with the Getting Started Welcome or splash screen, help in learning X4 is always close by. On the Welcome screen, are links to information on using the new Manage, Adjust and Edit workspaces plus links to The Digital Workflow and Learning Tools. In the Edit workspace, you will find the Learning Center shown here. The choices there will take you to the tools for the activity and guidance on using them. The F1 Help key is well thought out in that if it senses there is an Internet connection, you get the latest help information from the Corel website and if you are not connected, it opens same help information from a local copy that was current at installation time. Another source of help is the Help on the Menu bar where you will find other help resources. There is also a 194 X4 User Guide PDF available. And there are the numerous videos posted on You Tube that I mentioned at the start of the article which you can find with a simple “Corel Paintshop Pro” search on You Tube at <http://www.youtube.com>.



### What's in the Box?

Corel has a number of offerings and upgrade paths available to both new and registered users to get to X4. I initially did the standard upgrade download from an Email that I received as a registered user. My download including the X4 software, User Manual PDF eBook, the KPT plug-in filters “extras” and a copy of WinZip 15. All for \$49.99 (\$10 off regular price). For \$20 more, there is the Ultimate edition where you also get Nik® Color Efex Pro™ 3.0 photo effects and filters, a \$200 value, royalty-free images from Fotolia, also a \$200 value, a Custom photo book from Blurb®\* (\$35 value), and a collection of Free Picture Tubes™. I haven't seen retail or street prices yet for Paintshop™ ProX4 but expect them to be in the \$60 and \$80 ranges for Standard and Ultimate respectively. And if history is any indicator, Corel may change it product offerings as to what is in the box. In the past, I have seen them include a 2 GB USB drive and a free eBook.

### System Requirements

- Microsoft® Windows® 7, Windows Vista® or Windows® XP, with latest service packs installed (32-bit or 64-bit editions).
- 1.5 GHz processor (2 GHz or faster recommended).
- 1 GB RAM (2 GB RAM or higher recommended).
- 1 GB free hard drive space (2 GB or greater recommended).
- 1024 x 768 resolution, 16-bit color display.
- Windows-compatible CD-ROM drive for installation.
- Internet connection required to post photos online and download program updates.

### Concluding Notes

I am quite impressed with Paintshop™ Pro X4 as issues I had with X3 have been resolved including cropping operations and printing. I can do just about everything I want to do with a photo inside X4. PSP has the all the tools that it has had over the years including extensive layer support where you can preserve the original photo as the background layer and overlay it with multiple layers in adjusting the various objects within the photo as well as adding new objects such as content from other photos, picture tubes, picture frames, and text on top of the original photo. You can also adjust the visibility or transparency of those layers.

Another feature I like is the Crop to New Image where when I can scan in multiple pictures at the same time and use this feature to automatically create a new file from the cropped area and keep the original full scan open, so individual photo files can be easily separated from the scanned image.

One feature I am not crazy about is Smart Carver™ which is supposed to seamlessly remove foreground objects from your photo. It is not seamless in its operation, it does leave a perceivable line in the picture, as it works by essentially creating a “fold” in the picture where the object was which can reduce the width or height of the picture if you don't compensate. Also, you have to mark the areas you don't want “distorted” by the operation. The “Art” in removing an object is to replace the background behind the object being removed so that it truly “seamless.” This can be easily achieved if you have two similar photos, one with the object and one with the background so that you can clone the background. Other approaches similar to Smart Carver™ found in other programs also fall short. I have found one tool that can “synthesize” the background and when used with the clone tool comes very close, the GIMP editor and it is free.

Other Paintshop™ Pro tools that I like which are very effective™ and easy to use include the Smart Photo Fix, Straighten tool, Perspective tool, fishbowl correction, Clone, Makeover tools and the color changer.

I highly recommend upgrading to X4 even if you have X3 because of the redesigned work spaces are better

organized and laptop friendly in use of the desktop plus all those new features and enhancements to existing features.

## Products Available for Review

The NOCCC regularly receives copies of books and sometimes software from vendors for our review. We can also request specific products for you to review. These reviews are published in this newsletter, the Orange Bytes. Then, you get to keep the book or software. If you are interested in doing a review, please send an e-mail to [reviews@noccc.org](mailto:reviews@noccc.org) and provide your membership number, phone number, and e-mail address. You can pick up the product in the lobby of Irvine Hall between 9 A.M. and Noon at the regular monthly NOCCC meeting

### Note to Reviewers

- You have 2 months to submit a review. Due-cause time extensions must be requested from the Reviews Editor.
- You must leave a security deposit (check, credit card number, or cash equal to the product's list value.), returnable upon our receiving an acceptable review.
- If you decide to return the product without reviewing, there is a \$2 penalty after the first month and a \$5 penalty after the second month.
- Guidelines for preparing your review are addressed on the next page.

### Books

#### Social Networking & Internet

**New: On Top of the Cloud: How CEO's Leverage New Technologies to Drive Change & Build Value Across the Enterprise – Authored by Hunter Muller from John Wiley & Sons. MSRP=\$65.**

**New: The Internet for Dummies – Authored by Levine & Young from Wiley. MSRP=\$25.**

**Twitter for Dummies – How to connect with others in 140 characters. Book by Fitton, Gruen, & Poston from Wiley. MSRP=\$22.**

**New: Twitter Marketing for Dummies – Use Twitter to build your network, spread your message, & communicate with your customers. By Kyle Lacy from Wiley. MSRP=\$25.**

**New: LinkedIn for Dummies – How to join & use the largest online network for professionals. By Joel Elad from Wiley. MSRP=\$25.**

**New: Mom Blogging for Dummies – Learn how to set up your blog and use it to sell your products & services. From Wendy Piersall from Wiley. MSRP=\$25.**

**New: The Back Channel – How audiences are using social media & changing presentations forever authored by Cliff Atkins. From New Riders. MSRP=\$35.**

**The Digital Afterlife – How to secure your digital assets for your heirs. By Evan Carroll & John Romano from New Riders. MSRP=\$25.**

**Mining the Social Web – Analyzing data from social media sites by Matthew Russell. From O'Reilly. MSRP=\$40.**

### Digital Photography & Design

**New: The Photoshop Elements 10 Book for Digital Photographers – Authored by Scott Kelby & Matt Kloskowski from New Riders. MSRP=\$50.**

**New: Adobe Photoshop Elements 10 Classroom in a Book – The official training workbook from Adobe Systems. From Adobe Press/Peachpit Press. MSRP=\$45.**

**New: The Portrait Photography Course – Principles, practices, & techniques. By Mark Jenkison, from Peachpit Press. MSRP=\$40.**

**New: Professional Portrait Retouching Techniques for Photographers using Photoshop – Learn how the pros do it. By Scott Kelby, from New Riders. MSRP=\$50.**

**Canon PowerShot G12 – From snapshots to great shots by Jeff Carlson from Peachpit Press. MSRP=\$25.**

**The Photoshop Elements 9 Book for Digital Photographers** – New Riders book by Scott Kelby & Matt Kloskowski. MSRP=\$50.

**New: Adobe InDesign CS5 Classroom in a Book** – The official training workbook from Adobe Systems. Includes a CD. From AdobePress. MSRP=\$55.

**Real World InDesign CS4** – This book covers the waterfront on Adobe's new design suite. Authored by Olav Kvorn & David Blatner, it is published by Peachpit Press. MSRP=\$55.

*Your book reports will be published here.*



## **SIG Meeting Reports**

### **Visual Basic for Applications**

(Access/Excel VBA)

By Bob Dickson, SIG Leader



**Preview:** VBA extends the power of MS Access and MS Excel applications to enable the operator to perform extremely useful functions not otherwise available in the normal, out-of-the-box versions. However, using VBA is not intuitive. An investment in planning, thinking, and time are required. In this SIG we 'raise the hood' to expose the Visual Basic Editor and Macros. There are many books available to provide the interested person with sample code to achieve useful functions and lead one into more intensive programming. Over the past couple of years we have developed some interesting code in several programs. The nice thing is that code that works well in one program can quickly be adapted to work in another program so a neat routine that is not too specific to one program can provide useful support in other programs. We can demo some of the programs that have been developed in this SIG so you can see if VBA may be a capability you might want to invest some time and effort.

Just sitting and observing can be educational and entertaining but the best way to invest your time at this SIG would be to bring a real problem and let's discuss how we might develop a solution together. Most likely a full solution can't be developed in a single SIG session but exploring the possibilities can generate enthusiasm to go further towards creating a workable solution. We're open to new challenges and opportunities. We might have to work a little and dig a little to get into the project but that's the fun part of this SIG. Come up to Sci 306 at 10:30 to noon and let's see if VBA may be just what you were looking for to generate a solution to the question that's been nagging you.

**Post meeting report:** August 2012, Access / Excel VBA SIG, by Bob Dickson, SIG Leader  
The August SIG session didn't spend a lot of time on Excel or VBA for that matter. I worked with Helen on a project she's developing in Excel. It doesn't involve VBA. We worked on Excel itself and learning how to control the columns and rows: inserting, deleting, changing the width, inserting page breaks, etc. While not a VBA project, it was a useful and educational session helping her get more familiar with Excel itself. There are a lot of features hidden behind all those menu items. It makes Excel the wonderful product it is, but it also takes an investment in time and patience to get beyond the point and click stage and really be able to make Excel shine. She's doing very well in her learning efforts.

The rest of the Access/Excel VBA SIG session was spent working on the three versions of Access (2003, 2007, and 2010): see the other article. I'm working on some VBA upgrades and additions to my church project and will be happy to demo my progress at the Sept SIG session. What I'm working on at this time is incorporating the drop down list box in the user form so the operator doesn't have to type in some code, but just click on a selection from the drop down list. And as with Access, I have Excel 2003, Excel 2007, and Excel 2010 all installed. I'm developing in 2003 but then opening the


project on the other versions and letting the system upgrade it to the next level.

*This SIG meets in Science 306 at 10:30*

## MS Access

*By Bob Dickson, SIG Leader*

**Preview:** MS Access is a wonderful database product. Database? That's more than just a Word file or an Excel range of cells. A database provides the capability of processing, maintaining, and working with large sets of data in a structured format. Or small sets of data, if you don't have mountains of data to handle. Two big advantages of using a database are reduction of redundancy of data through relationships and grouping data into tables that can be processed more easily than a big heap of records. The standard, out-of-the-box setup comes with a large set of templates covering a wide array of applications. The easiest way to build a database is to use a template and save it as a specific database for your application. Over the past couple of years we have been developing a couple of databases for a dolls collection and a quilts collection. These were built from scratch. A beneficial result has been the learning achieved by the developer in using User Forms, making reports, and defining what data goes into the table. Constructing your own database is a great way to sweep away the mystery of how this 'database' thing works. Have a binder full of all kinds of data that's time consuming and error-prone to maintain? Come up to Sci 306 at noon – 1:30 pm and let's talk about your interest. We've has some individuals attend you displayed amazing results of home-built databases. If you have one and would like to share it, come up and demo it. We'd love to learn from your achievement.



### Post meeting report.

**August 2012, Access SIG, by Bob Dickson, SIG Leader**

There are several versions of MS Office and Access (separately or included in MS Office PRO). Mostly I've used and have talked with persons who mainly use Access 2003. I updated my laptop to Windows 7 quite some time ago but continued to use 2003. Well, about a year ago I installed 2007 but kept 2003 as well. I didn't mix the usage. Mostly I continued to develop in 2003 and if I wanted to share something with someone I would load it into 2007 and 'save as' 2007. No problem. All worked well. Recently I talked with someone who has 2003 but wanted to upgrade to 2010 but wasn't sure. That prompted me to get off the dime and go out and purchase MS Office Professional 2010. I felt it was time for me to dive into the deep end and test the waters. I almost drowned! 'Something' caused confusion within the 3 versions installed on my laptop. I had many problems with getting in trying to use them. After much working with the 3 systems and not getting far, I backed off and decided it was time to do some research on SECURITY. After working the Internet and a couple of programmer reference texts I was able to get deep enough into Security to make some sense of what was happening with all 3 versions on the same machine.

What I finally came to understand was Security is tightly interwoven with the Jet Engine. The Jet engine powers the database, and regardless of how many versions of Access one has installed, there's only one Jet Engine and only one security system. After much testing and reading and working with the 3 versions I came to the following understanding. MS is big on upward compatibility. You can go forward, but not backward. I reinstalled both 2007 and 2010 while retaining 2003. I finally have them all functional and productive on the same laptop.

2010 takes precedence. If I double-click on either an mdb (2003 version) or an accdb (2007 or 2010) file, 2010 is the version of Access that opens. It's not a problem! 2010 opens the database in 2010 format, I can make any changes, additions, and/or deletions, then just SAVE the database and 2010 saves it as an MDB format! If I load a 2003 database, 2010 works with it, and when I want to save it, 2010 automatically saves it in the 2003 format! Of course, when working with the 2003 DB in 2010, I cannot use any 2010 feature and still save my result in the 2003 format. The same is true with 2007 databases. If I click on a 2007 accdb file, 2010 opens an likewise as with 2003, after I'm finished working on it, when I save it, it's saved in the 2007 format.

If I want to work in 2003, I first open that version of MS Access. Then I use the Open command within the 2003 program and open the mdb database and I can now do any work that is available in 2003. Here's the RUB: I can't execute a save command in 2003. That command has been inactivated. But no problem. When I'm ready to save my 2003 database, I simply click on close. Access automatically saves the database in the 2003

format. I created a blank database in the 2003 program. When I was ready to save it, I was able to specify where to save it and what name to give it. Once saved, I could no longer specify what name or location to use to save the database after that. My solution to that was that if I want to have a new version of the 2003 DB, I copied the file into a new location, renamed it, and then opened 2003 and worked on the renamed version. When I finished working on the renamed version, I just closed the DB and exited the program, which saved the file with the name and in the location where I'd opened it. Just an extra step but not a problem once I got adjusted to it.

The 2007 Access had a similar restriction. To actually work in 2007, either to update or create a database in 2007 format, I had to first open the 2007 version, then perform my work on the database. But, in 2007, when I wanted to save the database, I could specify a new name and/or location and it would be saved in the accdb format. What's good in 2007, I could still specify the version of the database, either mdb or accdb. The only restriction with 2007 is that the 2007 program version has to be opened and then open the database from within the program. Not really a problem after I got used to it.

For 2010, it sits at the top so I can simply click on any Access file type (mdb or accdb) and 2010 opens up. As stated earlier, I have full capability to specify the filename and location when I'm ready to save my work. It took some research and many hours but I believe it was worth gaining this understanding of the Access database system. So I have all 3 versions (2003, 2007, and 2010) installed and working. Again the warning: if you are working in a version of Access that is higher than the version of the database you opened, do not use any feature that is unique to the higher version of Access as you won't be able to save those features when you attempt to save the database and close the program. Use the features that are valid for the file type of the database you opened.

As a result of all this research on the versions of Access, my recommendation is that if you have 2003 installed and want to upgrade, you can keep 2003 and if you have or can get 2010, skip 2007. It's OK to upgrade from 2003 to 2007 if you have 2007 and not 2010, but if you have 2010 or are pondering purchasing an upgrade, go for 2010 and skip 2007. 2010 has all of 2007's features and more, and 2010 permits saving your work in either mdb or accdb format.

*This SIG meets in Science 306 at Noon*

## Mobile Computing

*By Ben Lochtenbergh, SIG Leader*



On vacation.



*This SIG meets in Science 109 at 10:30 a.m.*



## Linux Desktop & Administrator

*By Bob Ray, SIG Leader*

**From Allison Andrade, Daughter of Bob Ray:**

*The family of Bob Ray regrets to inform you of the passing of our beloved father and grandfather the morning of Friday, August 3rd of a heart attack. Second to the love and joy he had for his 3 grandchildren, was his love of computers and the NOCCC. He spoke of it often and was devoted to putting together a quality presentation every month. Along with that, he enjoyed the camaraderie within the club members and the lively debates that might spring up at any moment.*



*Bob was truly one of a kind and will be missed terribly. Our family would like to extend our thanks to the NOCCC and its members for being such an important part of Bobs life.*

**She adds:**

*Feel free to share this address ([aandrade46@roadrunner.com](mailto:aandrade46@roadrunner.com)) with any club members who wish to express regrets to our family or whomever may want to share a story about him. We would love to hear from anybody. I will contact you with any items he may have that would benefit the club – that would make him very happy. There are no plans for a memorial as yet, but I will inform of any in the future.*

*Sincerely,  
Allison Andrade  
951-285-4450*

**From the President:**

**May his soul rest in peace. Bob and I went to Chapman University around July 12, 2012, to make arrangement for our Special Appreciation event. He was indeed dedicated and loved his Linux SIG. I am so very happy that I took the time to meet him personally and to go on an "outing" on behalf of NOCCC as we are approaching a new era. Kindly, feel free to write comments and we shall compile them and present them to the family.**

**Thank you. Dr. Patricia Adelekan, President**

**The Linux SIG met in August in honor of their fallen leader, Bob Ray. Members attending, in no particular order, were:**

**Bob Palmer (Contact person - 714-729-0385), Giou K. Tan, Herbert Hirsch, Al Dageford, Tommy Crenshaw, Terry Dickson, Ed Koran, and Martin LaRocque.**

**Tommy Crenshaw has volunteered to chair the September 2 meeting.**



*These SIGs meet in Science 131 at 9:00 a.m. and 10:30 a.m.*

**Photo: Lyle Holmes**

## **Beginner's Digital Photography**

*By John Krill, SIG Leader*

**August 2012 Meeting - Beginner's Digital Photography SIG  
SIG Leader: John Krill #3160**

**Important: I, John Krill, your SIG leader will not be at the September 2012 meeting.**

**I will see all of you at the October meeting.**

**NEW Room - Science 131A: We have moved our meeting location from Science 127 to Science 131A. To repeat we will be meeting in Science 131A from now on. Science 131A is next door to Science 127.**

### **Slide Show**

**Another slide show from Tom and Mueiel. This one was from France. We have now seen vacation photos from 'New England in the Fall', followed by a show from Russia, and today France. I encourage others to bring their pictures in for us all to see.**

### **Slide Show Software**

**The slide shows we have seen the last two months used special software to create the shows, PhotoDex, [www.photodex.com](http://www.photodex.com). The basic program is \$69.00 and a more advanced application is out of our price range.**

### **Google+**



I have always liked the software that Google distributes, especially Picasa, [www.picasa.com](http://www.picasa.com). Now Google has a new application called Google+. This is Google's answer to Facebook and Twitter. Yes it's a social platform and much more. Since I have just started using Google+, I'm not going to try and explain all that is Google+.

I suggest you take a look at two videos on YouTube.

1. Google+ for Photographers Introduction, <http://youtu.be/gOggyq-Rb44>.
  2. Google Plus Quick Tutorial, [http://youtu.be/\\_HTmOcYTYeY](http://youtu.be/_HTmOcYTYeY).
- More in the future.

#### **QandA**

**Printing pages from the current Orange Bytes:**

It's easy to print an entire Web page from a browser but what if you want only a small portion of that Web page. Remember, a Web page, when printed, can take up many, many printed pages. Not all Web browsers work the same, so I will give a general method for printing only portions of a Web page.

1. Go to the Print Menu and select 'Print Preview.' Scroll the entire document and locate the pages you want to print. Write them down somewhere.
2. Go to the Print menu and select 'Print.'
3. In the Print box there will be a place where you can select the page or pages you want to print.
4. Once you input the page numbers you can print.

Because this is so general and the big three browsers have different methods, but get to the same place, I will put up a separate post at the Beginner's Digital Photography SIG Blog. It should be up within two weeks. Look for it.

#### **Getting the correct White Balance for a space with multiple light sources:**

One of the members was having problems taking photos inside a clubhouse. They were coming out slightly pink. She was having problems with the White Balance. This usually happens when there are two or more light sources. The answer is to create a 'Preset' White Balance. In short, you take a photo that the camera uses to adjust the colors for the correct White Balance. If your camera has the option of setting the White Balance, then it will probably enable you to create your own custom 'Preset' White Balance. In short will you need to read your camera manual for instructions.

I'm going to write up a post on the power of RAW images and White Balance and will include a section on creating a 'Preset' White Balance. Look for it at the SIG's BLog.

#### **Online Picture Editors**

There are now photo editors that work with your Internet Browser. The few we looked at today were run with Google's Chrome browser. It shouldn't be too difficult to test them with other Internet browsers.

1. ribbit, [www.ribbet.com](http://www.ribbet.com). No sign-up required. Free.
2. Picasa. Stand-alone app for photo organization. Has it's own built-in photo editor. Requires a gmail account. Free.
3. Google+. Google's answer to social media. Has it's own built-in photo editor. Free.
4. If you use Google's Chrome web browser, then there are many photo editor apps than you can install into Chrome. Explore the Chrome app store. Do a search for 'Photo Editor' and be amazed.

Keep bringing in your questions. It really is the fun part of being a SIG Leader – answering questions.

**October Meeting: \*\*\*\*\*Remember your SIG leader will not be at the September Meeting\*\*\*\*\***

1. For the October meeting we will have a vacation slide show.
2. And a discussion: What Is 'White Balance'?

#### **Standard Stuff That Is Always In This Report**

This report should be up on the SIG's bLog. I may go into greater detail and I will include screen shots as well.

If you have a special request for information regarding digital photography let me know. E-mail me using the address listed below.

Check out the SIG BLog for other information and maybe info on what we will discuss at the next meeting.

As always we will answer any and all questions.

**If you have a special request for information regarding digital photography let me know. E-mail me using the address listed below.**


**We had 6 members at our SIG meeting. See you at the next meeting.**

**Note: I am using a new Web location for the photos I take at the meeting. I now upload the photos I take to Microsoft SkyDrive. A link will be put here every month to the folder location with the current month's photos.**

**SkyDrive Photos for the August 2012 Club Meeting: <http://sdrv.ms/PdzdNe>  
SIG BLog: <http://nocccbgphotosig.wordpress.com/>  
Email: [noccc.bgphotosig@gmail.com](mailto:noccc.bgphotosig@gmail.com)**

**This photograph was taken by your SIG leader and is an important part of the story on 'White Balance.' Look for it at our BLog.**

*This SIG meets in Science 131A at 9:00 a.m.*



## **Advanced Digital Photography**

*By Larry Klees, SIG Leader*

**The August meeting will be about equalization. With all of the recent discussions we have had about histograms, it is time to cover the topic of equalizing a histogram. This is one of the easiest, quickest and most productive operations you can perform on a digital photograph. The photo on the left was cropped; but is otherwise exactly as it came from the camera. The photo on the right is the identical image except that it has been equalized.**



Strait out of camera

Equalized



**Photoshop, Photopaint, and GIMP are among the programs that perform this operation. Equalization usually takes about thirty seconds to perform and I think you will agree that it can make a great improvement in the photograph.**

**Equalization is a three step process that works directly with the histogram and is performed by adjusting three sliding pointers. Two of the three pointers can even be adjusted without even seeing the photograph! I hope some of you will bring a photograph to the meeting. We can load it into the computer in such a way that I can see the histogram but not the image. The amount of improvement depends on the original histogram; but almost every photograph you take can look better after equalization. I think you will be impressed.**

*This SIG meets in Science 131A at 10:30 a.m.*

## PC Q&A

*By Jim Sanders, SIG Leader*

*Jim's two SIGs meet in the Irvine Hall at 10:30 a.m. and 12:30 p.m., respectively.*

*The first is the Beginner's PC Q & A and the second is for everything and everyone else.*



## Understanding Operating Systems

*Charlie Moore, SIG Leader*

A continuing discussion group about Operating Systems for computers.

*This SIG meets in Science 111 at 10:30 a.m.*

---




---

## Visual Programming

*Anson Chapman, SIG Leader*

A continuing discussion group about computer programming using Visual Basic, Visual Basic Script, Visual C, Visual C++ and Visual J++ for Beginners.

*This SIG meets in Science 111 at 9:00 a.m.*




---



---

## Laptops, Smartphones, and Social Media

*By Dr. Pat Adelekan, SIG Leader*

**Smartphones, Laptops and Social Media, etc.  
by SIG Leader Dr. Patricia Adelekan**

**We had a great time in this SIG at last meeting on July 15. Our guest expert speaker was Mahender Adluri from Oracle Corporation. His presentation was on "Online Attacks." His purpose was to make people aware that Online Attacks are on the rise these days in the Cyber world and how we can help prevent them. He named the three most important types of "Online attacks:"**

- 1) Online criminals: such people are motivated by money and they hack online bank account and other money accepting accounts by using Trojans;**
- 2) Hactivists: such people are motivated by opinion and protest; and**
- 3) Attack by the Government(s): Government attacking their own citizens and violating privacy.**

**As computer access expands, there will be more online attacks expected and care should be taken to prevent such attacks. We discussed various prevention and Anti-virus strategies and program. Our next meeting August 12, 2012, will feature Katherine Brown who will be discussing the iPad:**

- why she bought hers,**
- the various ways she uses it, and**
- other ways it can be used.**

**She will be accompanied by her husband Bruce Brown, NOCCC founding member No. 34 who is an Apple Consultant.**

**Do bring your iPads and other Tech devices along-- between them both, we should have a very interesting, informative, and fun SIG.**

### **Next Presentation: Emerging Technologies (?)**

=====

**The purpose of this presentation is to give an overview of important emerging technologies that are going to change consumer experience, such as Mobile Technology, and others.**

**Dr. Pat Adelekan, DTM2, CTA  
714-628-9844  
President, North Orange County Computer Club**

**This SIG meets in Science 109 at 9:00 a.m.**

---



---

## Microsoft Office

*Tia Christian, SIG Leader*

**Open** forums for problems incurred using Microsoft Word, Excel, Outlook versions 2003 to 2007, and Open Office and their resolutions.

*This SIG meets in Science 306 at 9:00 a.m.*



Tia

---

## From the Desk of the Membership Chairman

By Ben Lochtenbergh, [bal@msn.com](mailto:bal@msn.com)

Ben is taking a well-deserved vacation, possibly looking for members in Europe. His articles will return in the Fall.




---

## FREE AD SPACE

If you are an NOCCC member, and have a computer-related, non-commercial or "Talent Available" ad that you would like to have placed in this newsletter or on the NOCCC web site, send an e-mail with a copy of your business card or ad to the NOCCC Editor at [editor@noccc.org](mailto:editor@noccc.org) .

**Your business card would look good here!!!**

For information about advertising in the Orange Bytes, contact [editor@noccc.org](mailto:editor@noccc.org).

NOCCC members Classified ads cost \$5 for 1-25 words and \$10 for 26-50 words.

Commercial display advertisements are welcome: contact [editor@noccc.org](mailto:editor@noccc.org).

### RATES

One Page Vertical	7.0" x 9.5"	\$ 150
Half-page Horizontal	7.0" x 5.0"	\$ 80
Half-page Vertical	3.5" x 9.5"	\$ 80
Quarter-page	3.5" x 5.0"	\$ 45
Business Card	3.5" x 2.0"	\$ 15 >
Center Spread	14.0" x 9.5"	\$ 300

**Deadline: Tenth of the month. Discounts: 3 months=10%, 6=15%, 12=20%. If you are interested in advertising in the publications of multiple User Groups throughout the region or nationally, you can learn more by contacting <http://www.apcug.org>. Readers, please tell our advertisers that you saw their ad in the Orange Bytes.**

---

## Transportation Information

### Meeting Information

The NOCCC meetings are held at Chapman University, in the [Hashinger Science Center and Irvine Hall](#), near the corner of Center Street and Palm Avenue.

### Parking Information:

Most of this information is on the back cover. For more information, see [www.chapman.edu/map/parking.asp](http://www.chapman.edu/map/parking.asp). A map of the Chapman University campus is also available at [www.chapman.edu/map/map.pdf](http://www.chapman.edu/map/map.pdf) .

Bus:

Several Orange County Transportation Authority (OCTA) buses service Chapman University. Route 54 runs East and West on Chapman Ave. The 59 runs North and South on Glassell Avenue, but doesn't start early enough for the 9:00 a.m. SIGs. Get the most current information or use a trip planner at [www.octa.net](http://www.octa.net). OCTA also has a Consumer Information Center at (714) 636-7433 (RIDE).

Railroad: Metrolink trains can get you to the NOCCC meeting from the Inland Empire. There are stops in the cities of Riverside, Corona, and Anaheim Hills. Parking your vehicle is free at the train station. See M on map below On Sundays, Inland Empire-Orange County Line train 859 leaves San Bernardino destined for Orange County at 8:55 am. For the return trip, train 663 leaves nearby Orange Metrolink at 3:11 pm and train 860 leaves at 5:37 pm. The Metrolink station is four-and-a-half blocks from Chapman University. For specifics regarding your trip, check the web site: <http://www.metrolinktrains.com> or call 1-800-371-5465.

---

## **Board Meeting Minutes**

**Monday, August 13, 2012**

### **Meeting Call to Order:**

**The NOCCC Board meeting held its regular monthly meeting at President Dr. Patricia Adelekan residence on Monday, August 13, 2012. Meeting call to order at 7:05pm pst by the President. Dr. Pat Adelekan. Tia Christian recorded the minutes. A quorum of directors was present, and the meeting, having been duly convened, was ready to proceed with business.**

### **Officers Present:**

**Dr. Pat Adelekan, President  
Dr. Don Armstrong, Vice President  
John Heenan, Treasurer  
TBD, Secretary**

### **Directors Present**

**Jim Sanders, Director and Immediate Past President  
Gerry Resch, Director  
Richard Miller, Director  
Tia Christian, Director  
Dallas Hazleton, Director  
TBD, Director**

### **Also Present Were:**

**Noccc member Lyle Holmes and  
Maime Resch  
Linda Jaeckels  
Rudy Lauterbach, Webmaster, Editor**

### **Directors Absent:**

**Ben Lichtenberg  
Larry Klees**

**Dr. Pat Adelekan, Noccc President, stated our invited guest from Chamber of Commerce was not able to attend. Richard Miller motioned "to accept the agenda." Dr. Don Armstrong seconded the motion. Motion passed unanimously.**

**Dr. Pat took a moment to extend appreciation to all board members for their service to the organization. She announced the death of Bob Ray who expired on August 3rd, 2012 and stated that his daughter said that Noccc club was very dear to him. Noccc sent a card of condolence to the family.**

**Noccc Club Members who had been sick are Gerry Resch, Steven Brietbart, Dallas Hazleton and Gary Covington.**

**Jim Sanders motioned "to accept minutes as they already appeared in the OrangeBytes." The motion was seconded by John Heenan, and passed. Tia Christian asked if we had a defined job description for the Secretary of the Noccc Board and if not -- suggested a job description be created.**

**Dr. Armstrong asked if we had public relations committee. It was suggested we have a public relations committee to welcome and greet guests and to determine the interest of our guests and present them with a certificate or letter of appreciation for attending. Tia Christian volunteered to serve on the public relations committee with**

other volunteers.

During the board meeting Gerry Resch and Dallas Hazleton were presented with a certificate of appreciation for their years of hard work and dedication to North Orange County Computer Club.

Dr. Pat suggested we have a committee to meet with our guest speakers prior to the main meeting to welcome them and to help them in preparation for their presentation.

**Secretary's Report:**

No secretary's report was given for the meeting.

**Treasurer's Report** (given by John Heenan):

Consignment table earned \$12.50. Revenue for donuts was 5.50. Cost of a dozen donuts was \$15.70 net income: \$4.50. \$17.00 total for coffee table. The Raffle earned \$52.00. One t-shirt for \$15.00 Cash Account Checking Account \$653.84. Savings Account balance \$9186.83. CD: 40,166.12. Total of all accounts: \$50,106.79. Last month membership dues received was \$500.00 = 72.3% of Noccc income for July. Meeting income 21.50, 21% of total expenses. Total expenses = \$3,386.00 ( \$3000.00 check written for Chapman scholarship fund.) Jim Sanders moved "to accept the treasurer's report." Richard Miller seconded the motion. Motion passed unanimously.

**Memberships:**

As of August 1, 2012 Family = 3, Regular (1-year) = 141, Regular (3year) = 8, College Student = 0, Newsletter = 12 for a total of 164 Members. Membership decreased 1 from last month -- 1deceased. 18 renewal notices were mailed and 6 notices were returned for renewals. There were 8 new members recruited in June (a revenue of over \$200.00). During the month of June 2012, there was a Membership Special -- Regular member cost reduced to \$25.00 instead of the normal \$35.00.

**Open & Closing:**

Richard Miller prepared coffee. Donuts were available. Cookies were not available.

**Main Meeting:**

At the August Main Meeting 34 members and guests were present. The next main meeting will be on Labor Day weekend September 2, 2012, covering aspects of "Macintosh and Apple Computing."

**Committee Reports**

**Programs:**

The next Main Meeting will be held on Sunday, September 2, 2012, followed by the BOD meeting on Monday September 3, 2012, at president's residence, 891 S. State College Blvd. (Tyrol Plaza Senior Apartments) in Anaheim, Ca 92806.

**Public Relations** (by Tia Christian):

Tia Christian reported on public relations and community outreach and will be creating packets with Noccc bytes, a letter of introduction, and asking community businesses for sponsorship, donations and to adopt our club. Our purpose will be to promote our club in the City of Orange and the surrounding communities, and at Chapman University. We also want to interact with local businesses offering our services and soliciting their interests in NOCCC. Tia announced dates for One OC networking events: Thursday, August 30, 2012, 12pm to 1:30pm Member Luncheon; and Tuesday, September 11, 2012, 8am to 9:30 pm Luncheon Networking. An email will be sent to the board of directors to confirm these dates, and to encourage our members to attend.

**Membership** (by Ben Lichtenberg):

**Raffle** (by Gerry Resch)

Gerry reported \$52.00 in raffle ticket purchases from regular monthly member's attendees and guests.

**SIGs** (by Dallas Hazelton):

Dallas reported a special SIG meeting was held on Wednesday August 8, 2012. All leaders were asked to attend. Two actually attended. Dallas reported that the average attendance of most SIGS was down, even some had an average of less than 5 members over the past 6 months. Also, he stated a variation in the attendance count, depending on when the attendance was taken (e.g. 9am, 9:15am, and 9:45pm.)



Attendance was generally greater at 9:45am, (For a 9:00 to 10:30 SIG). All SIG leaders should complete and submit a SIG report each month for publication in the Bytes. It was also suggested by the President that attendee's names should be taken at each SIG.

**Website (by Rudy Lauterbach):**

Rudy said all received reports had been published, though not all expected reports have been received. PDF archiving will be employed on a monthly basis, though reports will still be based on leadup time to meetings and post-meeting times before the next meeting.

**Publications (by Gerry Resch and Richard Miller):**

Richard Miller reported Noccc did not have any book reviews this month.

**Old Business:**

Dr. Pat recommended board members should undergo updated Board training and development. She feels that the whole board would gain from such training. She also stated that the Board still needs a Secretary, and two volunteers from the board of the directors to open the mail and respond to correspondence. Dr. Pat shared with the Board a welcome letter she received and suggested we adopt this idea for Noccc. Richard Miller made a motioned "to create a welcome letter for new members." Motion seconded by Gerry Resch. Motion passed unanimously.

**New Business:**

Dr. Pat and Richard Miller met with Chapman University Human Resources Department and discussed the possibility of a student internship. The Human Resource Department suggested that NOCCC may benefit more by sponsoring a "A Paid Intern" as a replacement for the Noccc scholarship award given annually to a Computer Technology major in the Schmid College of Science and Technology at Chapman University. The hired intern student would spend 8 to 10 hours a week performing tasks for Noccc. Again, this internship would be funded with Noccc \$3000.00 scholarship fund. Noccc would be able to employ 2 or 3 students to perform workshops and other tasks for Noccc. The board agreed that Dr. Pat and Richard Miller should meet the representatives of Chapman University and gather more details and report back to the board at the next meeting.

Jim Sanders suggested we begin our BOD meetings at 7:30pm. After a lengthy a discussion Tia Christian motioned that "Noccc began our BOD meeting at 7pm pst." Gerry Resch amended the motion to state that BOD meetings should began at 7pm pst and end at 9pm pst. Tia Christian seconded motion. The motion was carried.

Dr. Pat suggested two signatures be required for any bank cheques or requisitions requested by Noccc board of directors. Discussion was tabled until next month. In the meantime Dr. Pat would contact the bank to see if 2 signatures were required (as stated in the bylaws of NOCCC). The Board would revisit the topic during next month's meeting. Dr. Pat requested of the board of directors that an audit be conducted (as this is the beginning of her service as President for the Noccc club). She also suggested to have a company "adopt" Noccc and conduct the audit at no charge. Gerry Resch motioned "that we select someone to perform the said audit before the end of 6 months-- at no cost." Richard Miller seconded the motion. Motion passed unanimously.

Noccc Board extended its gratitude and appreciation to Lyle Holmes for his preparing the Appreciation Certificates for our honorees of the Awards Reception. Thank you Lyle.

**Adjournment:**

There being no further business to come before the meeting, the meeting was adjourned at 9:45pm pst.

Respectfully submitted,  
Tia Christian, Acting Secretary

## **Board Meeting Minutes**

Monday, July 17, 2012 - (Possibly omitted from previous issue.)

The NOCCC Board held its regular monthly meeting at the residence of the President,

**Dr. Patricia Adelekan, on Monday, July 16, 2012. The Board Meeting was called to order by the President at 7:05 p.m.**

**Board Members Present: The President, Dr. Patricia Adelekan; Vice President, Dr. Donald Armstrong; Treasurer, John Heenan; there was no Secretary, so Jim Sanders audio recorded the minutes of the meeting. Other members of the Board: Directors Dallas Hazleton, Larry Klees, Ben Lochtenbergh, Richard Miller, Gerry Resch, Jim Sanders, and Tia Williams; Ex-officio Members, Rudy Lauterbach and Jim Sanders ; non-board members were Lyle Holmes and Ted Littman; Special Guest Speaker, Yolanda Origel, Coordinator Client Services/Membership from OneOC. (14 people)**

**There were 7 Directors present. There was one vacancy. The President announced that Gordon E. Strickland, Jr. had resigned effective June 28, 2012.**

**Board Training and Development: The President, began by introducing herself and giving words of inspiration regarding the future of the club to the board members present. She announced that at each meeting she will invite a guest speaker who can bring new ideas and important information to the Board as part of an on-going Board Training and Development Program.**

**The guest speaker for this meeting was Yolanda Origel from OneOC, an organization that assists non-profit organizations. Ms Origel gave a detailed overview of the membership benefits and advantages of being a member of OneOC (formerly Volunteer Center of Orange County). Each person at the meeting was presented with literature explaining the benefits of membership with OneOC. One of the greatest benefits, said Dr. Pat, is the opportunity to recruit volunteers – something we can use in NOCCC.**

**Special Consideration: A moment of silence was held for Steven Brietbert, our Secretary, who was absent because of illness.**

**Secretary's Report: There was no secretary's report June 2012.**

**Treasurer's Report: (given by John Heenan): Nothing in Consignment. Revenue for donuts was \$21.50, cost of two dozen donuts was \$17.50, net income \$4.50. Donuts sold out. The Raffle earned \$60.00. The Board accepted the treasurer's report.**

**Following a motion by Gerry Resch that anyone who spent money for refreshments for the Main Meeting be reimbursed, the motion was seconded. Motion passed unanimously; approval was given for expenses under \$100.00, with receipts.**

**Memberships: (given by John Heenan): As of July 1, 2012: Family = 3, Regular (1-year) = 143, Regular (3year) = 7 , College Student = 0, Newsletter = 12, for a total of 165 Members . There were 4 new members during the month of July.**

**Open & Closing of Main Meeting: Richard Miller prepared coffee. Donuts were available. Cookies were not available.**

**Main Meeting Recap: Approximately 70-75 members and guests attended the Main Meeting: A "Recognition and Appreciation Reception" and a "Presentation on NOCCC History" since its beginning in April 1976. The President volunteered to write a report for the Orange Bytes about the Main Meeting. [This has been completed and published.]**

### **Committee Reports**

**Programs: The next Main Meeting will be held on Sunday, August 12, 2012, followed by the BOD meeting on Monday August 13, 2012, at the president's residence. The speaker for the August 12 Main Meeting will be Marty Lash, ViewSonic Products, Channel Marketing Manager. For the BOD Meeting, a light dinner will be served at 6:30 p.m; at 7:00 p.m. the meeting will begin.**

**Public Relations: (by Tia Christian): Tia Christian reported on public relations and community outreach. She agreed to perform an internal and external assessment on NOCCC public and community relations activities to determine what NOCCC is currently doing to attract members. She wants to set goals to keep current with industry and technology standards. Also, she wishes to identify and involve community businesses, schools and outreach collaborations with NOCCC.**

**Publications & Reviews: (by Ted Littman): Ted reported that for the last four months**

there had not been enough reviews to support the number of books we have. We have new publications on topics of Social Networking and Social Media. He encourages our members to visit the review table and write a review for publishing in our NOCCC Orange Bytes Newsletter. With the approval of the review, the book belongs to the writer. Guidelines for the review are provided with the book selected.

**Membership:** (by Ben Lichtenbergh): The president asked each board member to sponsor two new members each month. The topic of discounting membership dues \$10, from \$35.00 to \$25.00, and extending the discount until the end of July came up. Ben made a motion to approve the \$10 discount, retroactive for the month of July, for new memberships. Motion seconded. Motion was carried with 1 abstention.

**Raffle:** (by Gerry Resch): Gerry reported \$60.00 in raffle ticket purchases from all attendees, regular club members and guests. The President mentioned that some guests, new to the NOCCC Main Meeting, wanted to buy raffle tickets but did not know where to buy them. She suggested that signs be made available in the reception and patio area near Irvine Hall.

**SIGs:** (by Dallas Hazelton): Dallas reported that there are 13 SIGs, with the average attendance for each SIG below 7 people. A discussion was made on ways and ideas to market the meetings for increased attendance of SIGs.

**Website:** (by Rudy Lauterbach): Rudy will publish SIG reports as received, but will not actively solicit the reports. That shall be left to each sig leader's own wherewithal. He said all SIG reports, Main Meeting, and Board Meeting reports are requested monthly and should be emailed to our webmaster/Editor (Rudy) at editor@noccc.org. Rudy has updated NOCCC Home Page with games, by following the "Pastimes" link - Red Square and Pong, in addition to cartoons and "senior acronyms". Additional pastimes will be added. There was some discussion about keeping track of player's scores, and players with the highest score receiving raffle tickets to enter in the drawing during the next Main Meeting. This was not finalized. Gerry Resch then made a motion that Rudy set up a game score tracking board to track members score and issue a raffle ticket to the person(s) with the highest score. Motion seconded. Motion passed. Rudy agreed to work on the project.

**Publications:** (by Gerry Resch and Richard Miller): Gerry Resch agreed to begin solicitation of and management of book reviews with Richard Miller, who will also manage the consignment table.

**Old Business:** John Heenan, Secretary, spoke on the cost of the paper edition of the Orange Bytes for printing and distribution. He stated that the cost could be reduced by folding the Bytes in half and by reducing the number of pages in the Bytes. Rudy pointed out that much of the "boilerplate" in Bytes exists for archival purposes, and would be lost if that material were removed. There was no further discussion about this.

Chapman University has agreed to allow access to their audio visual equipment. It was suggested that NOCCC have its calendar of meeting dates be added to the Chapman University's Calendar. Richard Miller made a motion to have our liaison (the President) speak with a representative from Chapman University regarding adding our calendar dates to Chapman's University calendar. Motion seconded. Motion passed unanimously.

**New Business:** NOCCC has subscribed to an Accelerated Membership with OneOC which offers several benefits to nonprofit organizations (like NOCCC) and individuals. Rudy volunteered to be responsible for setting up Google Group for the Board Members. Gerry Resch made a motion to reimburse Dr. Adelekan for the money she spent for refreshments at the last two board meetings. Motion seconded. Motion passed unanimously. Appreciation certificates will be distributed to awardees for those in attendance during the next meeting held on August 12, 2012. NOCCC apologizes to NOCCC members who attended and did not receive their certificates during the "Appreciation and Recognition Ceremony". Motion seconded. Motion passed unanimously.

**Adjournment:** There being no further business to come before the meeting, the meeting was adjourned at 10:00 pm.

Respectfully Submitted,

Tia Christian, Board Member

## **NOCCC Bylaws**

The club's Bylaws are available here: [Noccc9-97BylawsAsAmended-1-4-09.pdf](#)

**Renewed Members in July 2012 . . .**

**From Treasurer: TBD**

## **NOCCC Fee Schedule**

The fee schedule has been set up to increase club membership, attract people with an interest in computing, and attract local computer-related businesses to place ads in the Orange Bytes with or without becoming NOCCC members. We are also offering members the opportunity to help our club financially by making donations that should be income-tax deductible since we are chartered as a non-profit 501(c)(3) organization. Donors will be acknowledged in the Orange Bytes and the Membership level will be shown on the Member's Badge. Your regular dues is tax deductible!

### Membership Level (\$) 1 Year 3 Years

Individual Member.....	35.....90
Each Additional Family Member.....	15.....40
Full-Time* Enrolled College Student.....	20
Enrolled High School Student.....	15
*Minimum 12 Semester Hours	
Business Member + Ad (Business Card).....	180
Business Member + Ad (¼ Page, ½ Page).....	465 , 800
Business Member + Ad (Full Page).....	1,475

### Membership Donations (\$)

Contributing Member.....	75
Supporting Member.....	100
Advocate Member.....	250
Patron Member.....	500

## **July Members Report**

**By John Heenan, NOCCC Treasurer**

### **Thanks to our New & Renewed Members in July 2012**

<b>Adluri, Mahender R.</b>	<b>Dickson, Terry</b>
<b>Arjomand, Raza Amir</b>	<b>Holmes, Lyle</b>
<b>Burnell James A</b>	<b>Jaeckels, Linda</b>
<b>Chinn, Philip</b>	<b>Kozloff, Alex</b>
<b>Chuchua, Briian N</b>	<b>Luer, Frank D</b>
<b>Collins, Chris</b>	<b>McDavid, Larry</b>
<b>Covington III, Gary</b>	<b>Ogden, Donald M</b>
<b>Demid, Robert J</b>	<b>Paget, James</b>

## **Links to other Computer Clubs**

To provide additional information to our members, we are now listing the web addresses of other computer clubs.

Updates from Ted Littman.

### **Region 10 of APCUG (Association of Personal Computer User Groups)**

<a href="http://www.noccc.org">www.noccc.org</a>	<b>North Orange County Computer Group</b>
<a href="http://www.orcopug.org">www.orcopug.org</a>	<b>Orange County PC Users Group</b>
<a href="http://cugr.apcug.org/">cugr.apcug.org/</a>	<b>Computer Users Group of Redding</b>
<a href="http://www.thepcclub.org/">www.thepcclub.org/</a>	<b>Laguna Woods Village PC Club</b>
<a href="http://SCPD-ComputerClub.org">SCPD-ComputerClub.org</a>	<b>Sun City Palm Desert Computer Club</b>
<a href="http://www.lacspc.org">www.lacspc.org</a>	<b>Los Angeles Computer Society</b>
<a href="http://www.mbug.org">www.mbug.org</a>	<b>Monterey Bay Computer User Group - PC</b>
<a href="http://www.oakmontpc.com">www.oakmontpc.com</a>	<b>Oakmont PC Users Group</b>
<a href="http://www.pcc.org">www.pcc.org</a>	<b>PC Community (Hayward, CA)</b>
<a href="http://pmlcug.org/">pmlcug.org/</a>	<b>Pine Mountain Lake Computer Users Group</b>
<a href="http://www.scvpcg.org">www.scvpcg.org</a>	<b>SCV Computer Club (Newhall, CA)</b>

## **Pig SIG Open to All**

Meet us outside **Irvine Hall** from about noon to 12:30 p.m. There are several benches where NOCCC people gather, eat and chat. Just look for the member badges, grab a chair and join in! This is an informal group; so many different subjects are discussed. It's a great opportunity to mix, mingle, and network!

**Free coffee & tea at the July meeting!**

**Donuts \$1/Each & Cookies \$.50/Each  
No Freebies!**

**Put your dollars & quarters in the collection can.**

All opinions expressed herein are those of the individual authors only and do not necessarily represent the opinions of the NOCCC, its officers, Board of Directors, the *Orange Bytes* newsletter or its editors. The NOCCC does not guarantee the accuracy or the correctness of advertising or articles in the *Orange Bytes*, nor does the NOCCC intend to endorse, rate, or otherwise officially comment on products available. Therefore, the readers are cautioned to rely on opinions presented exclusively at their own risk.

**Trademarks/Copyrights** — The mention of names of products in this publication without trademark or copyright symbols does not imply that they are not so protected by law. All trademarks are the property of their respective owners.

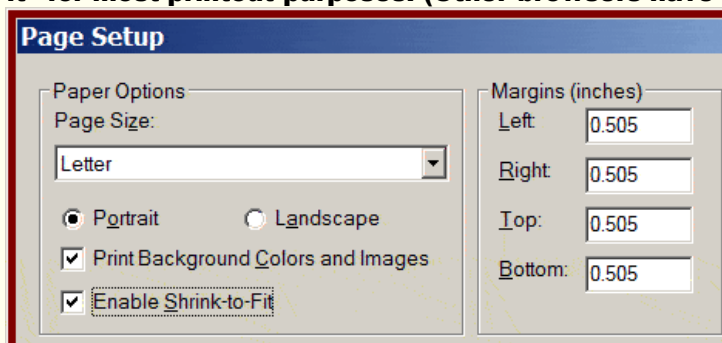
**Production** — *Formerly: Orange Bytes* was produced with **Microsoft Word** ® using the True Type fonts Arial, Bauhaus 93, Bodoni, and Times New Roman. Presently: This version uses HTML - older and newer styles merged together.

Please send e-mail address changes to [membership@noccc.org](mailto:membership@noccc.org).

### **Browser Notes:**

#### **1. Getting a printout of the Orange Bytes page:**

**Screen layout is 900 pixels width for the body (to emulate original PDF layout decisions). This gives adequate presentation on a monitor set up for 1024px width. However, this is typically too wide for portrait mode on most printers, i.e. some of the image will be chopped off. So, in Internet Explorer we typically use "Enable Shrink-to-Fit" for most printout purposes. (Other browsers have a similar feature.)**



**image to the left, this is a checkbox under File -> Print -> Page Setup. This allows full page rendering. HOWEVER, since everything gets shrunk, the text becomes smaller and harder to read. What to do? The font size could be made larger to make the shrunken text look larger. But it would also throw off the pagination code that is partially present.**

**Solution: A separate CSS style sheet will be used that just makes the font size larger for printers. This is a work-in-progress. A temporary ALTERNATIVE: Use Landscape mode and disable shrink-to-fit. But that would throw off the portrait-mode pagination code. Oh well . . . For the present, best to just live with the smaller printout text until the fix comes along.)**

**2. Regarding Internet Explorer Browsers. There is a major difference between IE8 and IE9. Microsoft has decided to NOT support IE9 on Windows XP, which many people still use, only Windows 7. Google it for details. From a Javascript viewpoint, there are enough differences to allow our Pong Game (on Home Page) to work on W7/IE9, but not XP/IE8. We are working on a "fix", but nothing yet. Yes, the Editor has an XP machine and is frustrated, but the machine doesn't have enough system requirements to upgrade to W7. It appears to be a plot to force users to upgrade to W7 so only one O.S. needs to be supported, even though that requires new hardware. However, Firefox and Safari work for Pong, and probably Opera and Konqueror.**



## Orange Bytes NewsMagazine Past Issues

The Orange Bytes NewsMagazine is available for downloading and viewing with Adobe PDF readers. Pick the past issue you would like to view from the list below.

Read a brief tutorial below about Navigating In A PDF Document (in PDF format).

- [July2012 Issue \(1.7 megabytes\)](#)
- [June2012 Issue \(0.5 megabytes\)](#)
- [May2012 Issue \(0.3 megabytes\)](#)
- [April2012 Issue \(1.4 megabytes\)](#)
- [March2012 Issue \(1.4 megabytes\)](#)
- [February2012 Issue \(1.5 megabytes\)](#)
- [January2012 Issue \(1.3 megabytes\)](#)
  
- [December2011 Issue \(5.7 megabytes\)](#)
- [November2011 Issue \(5.6 megabytes\)](#)
- [October2011 Issue \(4.1 megabytes\)](#)
- [September2011 Issue \(2.3 megabytes\)](#)
- [August2011 Issue \(6.2 megabytes\)](#)
- [July2011 Issue \(1.8 megabytes\)](#)
- [June2011 Issue \(1.6 megabytes\)](#)
- [May2011 Issue \(1.7 megabytes\)](#)
- [April2011 Issue \(1.5 megabytes\)](#)
- [March2011 Issue \(1.0 megabytes\)](#)
- [February2011 Issue \(1.4 megabytes\)](#)
- [January2011 Issue \(1.9 megabytes\)](#)
- [December2010 Issue \(1.8 megabytes\)](#)
- [November2010 Issue \(2.0 megabytes\)](#)
- [October2010 Issue \(1.2 megabytes\)](#)
- [September2010 Issue \(2.3 megabytes\)](#)
- [August2010 Issue \(1.2 megabytes\)](#)
- [July2010 Issue \(1.6 megabytes\)](#)
- [June2010 Issue \(1.4 megabytes\)](#)
- [May2010 Issue \(1.3 megabytes\)](#)
- [April2010 Issue \(1.8 megabytes\)](#)
- [March2010 Issue \(1.4 megabytes\)](#)
- [February2010 Issue \(1.2 megabytes\)](#)
- [January2010 Issue \(1.1 megabytes\)](#)
- [December2009 Issue \(1.2 megabytes\)](#)
- [November2009 Issue \(1.3 megabytes\)](#)
- [October2009 Issue \(1.1 megabytes\)](#)
- [September2009 Issue \(1.2 megabytes\)](#)
- [August2009 Issue \(1.3 megabytes\)](#)
- [July2009 Issue \(1.7 megabytes\)](#)
- [June2009 Issue \(1.2 megabytes\)](#)
- [May2009 Issue \(1.1 megabytes\)](#)
- [April2009 Issue \(1.0 megabytes\)](#)

- [December2006 Issue \(3,132 Kbytes\)](#)
- [November2006 Issue \(4,006 Kbytes\)](#)
- [October2006 Issue \(1,878 Kbytes\)](#)
- [September2006 Issue \(3,211 Kbytes\)](#)
- [August2006 Issue \(2,329 Kbytes\)](#)
- [July2006 Issue \(3,726 Kbytes\)](#)
- [June2006 Issue \(3,363 Kbytes\)](#)
- [May2006 Issue \(2,915 Kbytes\)](#)
- [April2006 Issue \(1,639 Kbytes\)](#)
- [March2006 Issue \(1,728 Kbytes\)](#)
- [February2006 Issue \(1,752 Kbytes\)](#)
- [January2006 Issue \(1,834 Kbytes\)](#)
- [December2005 Issue \(1,924 Kbytes\)](#)
- [November2005 Issue \(1,042 Kbytes\)](#)
- [October2005 Issue \(1,100 Kbytes\)](#)
- [September2005 Issue \(2,478 Kbytes\)](#)
- [August2005 Issue \(1,022 Kbytes\)](#)
- [July2005 Issue \(1,842 Kbytes\)](#)
- [June2005 Issue \(1,262 Kbytes\)](#)
- [May2005 Issue \(1,500 Kbytes\)](#)
- [April2005 Issue \(987 Kbytes\)](#)
- [March2005 Issue \(2,084 Kbytes\)](#)
- [February2005 Issue \(2,070 Kbytes\)](#)
- [January2005 Issue \(1,690 Kbytes\)](#)
- [December2004 Issue \(2,449 Kbytes\)](#)
- [November2004 Issue \(1,146 Kbytes\)](#)
- [October2004 Issue \(1,169 Kbytes\)](#)
- [September2004 Issue \(1,185 Kbytes\)](#)
- [August2004 Issue \(2,013 Kbytes\)](#)
- [July2004 Issue \(1,572 Kbytes\)](#)
- [June2004 Issue \(1,289 Kbytes\)](#)
- [May2004 Issue \(1,231 Kbytes\)](#)
- [April2004 Issue \(1,156 Kbytes\)](#)
- [March2004 Issue \(1,384 Kbytes\)](#)
- [February2004 Issue \(1,942 Kbytes\)](#)
- [January2004 Issue \(1,460 Kbytes\)](#)
- [December2003 Issue \(1,492 Kbytes\)](#)
- [November2003 Issue \(2404K\)](#)
- [October2003 Issue \(1373K\)](#)
- [September2003 Issue \(1455K\)](#)
- [August2003 Issue \(2187K\)](#)
- [July2003 Issue \(11804K\)](#)
- [June2003 Issue \(1024K\)](#)
- [May2003 Issue \(957K\)](#)
- [April2003 Issue \(1050K\)](#)

- |   |   |
|---|---|
| <ul style="list-style-type: none"> <li>• <a href="#">March2009 Issue (1.3 megabytes)</a></li> <li>• <a href="#">February2009 Issue (2.3 megabytes)</a></li> <li>• <a href="#">January2009 Issue (1.1 megabytes)</a></li> <li>• <a href="#">December2008 Issue (1.9 megabytes)</a></li> <li>• <a href="#">November2008 Issue (1.1 megabytes)</a></li> <li>• <a href="#">October2008 Issue (1.4 megabytes)</a></li> <li>• <a href="#">September2008 Issue (1.1 megabytes)</a></li> <li>• <a href="#">August2008 Issue (1.4 megabytes)</a></li> <li>• <a href="#">July2008 Issue (1.01 megabytes)</a></li> <li>• <a href="#">June2008 Issue (1.06 megabytes)</a></li> <li>• <a href="#">May2008 Issue (1.33 megabytes)</a></li> <li>• <a href="#">April2008 Issue (1.84 megabytes)</a></li> <li>• <a href="#">March2008 Issue (1.04 megabytes)</a></li> <li>• <a href="#">February2008 Issue (1.24 megabytes)</a></li> <li>• <a href="#">January2008 Issue (1.17 megabytes)</a></li> <li>• <a href="#">December2007 Issue (1.6 megabytes)</a></li> <li>• <a href="#">November2007 Issue (904 kilobytes)</a></li> <li>• <a href="#">October2007 Issue (4.6 megabytes)</a></li> <li>• <a href="#">September2007 Issue (0.913 megabytes)</a></li> <li>• <a href="#">August2007 Issue (0.931 megabytes)</a></li> <li>• <a href="#">July2007 Issue (1.998 megabytes)</a></li> <li>• <a href="#">June2007 Issue (1.91 megabytes)</a></li> <li>• <a href="#">May2007 Issue (2.23 megabytes)</a></li> <li>• <a href="#">April2007 Issue (2.19 megabytes)</a></li> <li>• <a href="#">March2007 Issue (2.27 megabytes)</a></li> <li>• <a href="#">February2007 Issue (4.81 megabytes)</a></li> <li>• <a href="#">January2007 Issue (2,154 Kbytes)</a></li> </ul> | <ul style="list-style-type: none"> <li>• <a href="#">March2003 Issue (668K)</a></li> <li>• <a href="#">February2003 Issue (1031K)</a></li> <li>• <a href="#">January2003 Issue (1470K)</a></li> <li>• <a href="#">December2002 Issue (1064K)</a></li> <li>• <a href="#">November2002 Issue (1546)</a></li> <li>• <a href="#">October2002 Issue (1137K)</a></li> <li>• <a href="#">September2002 Issue (1139K)</a></li> <li>• <a href="#">August2002 Issue (306K)</a></li> <li>• <a href="#">July2002 Issue (186K)</a></li> <li>• <a href="#">June2002 Issue (873K)</a></li> <li>• <a href="#">May2002 Issue (388K)</a></li> <li>• <a href="#">April2002 Issue (377K)</a></li> <li>• <a href="#">March2002 Issue (355K)</a></li> <li>• <a href="#">February2002 Issue (336K)</a></li> <li>• <a href="#">January2002 Issue (615K)</a></li> </ul> <p><b><a href="#">Read a brief tutorial here</a> about Navigating In A PDF Document (in PDF format).</b></p> |
|---|---|

---

## End Notes

**Meeting Information** — The NOCCC meeting is held at Chapman University, in the Hashinger Science Center and Irvine Hall, near the corner of N. Center St. and E. Palm Ave., which is in the southeast corner of the campus.

**Parking Information** - Chapman University's main parking lot is the underground Lastinger Parking Structure under Wilson field on the north side of the campus. Enter from Walnut Avenue, just east of Glassell Street. Parking is not free on Sunday, even if the gate is up. However, the permit vending machine is about 100 feet south of the entry area. There are other machines elsewhere in the lot. Find one, buy a permit, and put it on your dashboard. Do not park in any other lot, in a reserved space, or back into a space.

**Free street parking** also is available on the campus-side of the streets only. Parking in front of any residential housing will result in an expensive parking ticket. A City of Orange public parking lot, located on the southwest corner of E. Maple and N. Orange, is also free and only 2 blocks from the meeting. For more information, see the Transportation Information section.

**North Orange County Computer Club**  
**PO Box 3616**  
**Orange, CA 92857**